

2009.10 MEDIA GUIDE

VANCOUVER CANUCKS



2009.10

SCHEDULE

SEPTEMBER

PS DENOTES PRE-SEASON GAMES

HOME AWAY

SUN	MON	TUE	WED	THU	FRI	SAT
13	14 NYI	15	16	17 ANA	18 SJ	19 EDM
	PS 7:00			TV PS 7:00	PS 7:30	PS 7:00
20	21 CGY	22	23 SJ	24 ANA	25	26 CGY
	TV 7:00		TV PS 7:00	PS 7:00		TV PS 7:00
27 EDM	28	29	30			
PS 6:00						

NOVEMBER

SUN	MON	TUE	WED	THU	FRI	SAT
1 COL	2	3 NYR	4	5 MIN	6 DAL	7
TV 7:00		TV 7:00		TV 5:00	TV 5:30	
8	9	10 STL	11	12 DET	13	14 COL
		TV 5:00		TV 4:30		TV 7:00
15	16	17	18	19	20 COL	21
				TV 7:00		
22 CHI	23	24	25	26 LA	27	28 EDM
TV 7:00				TV 7:00		TV 7:00
29 SJ	30					
TV 7:00						

JANUARY

SUN	MON	TUE	WED	THU	FRI	SAT
					1	2 DAL
						TV 10:00
3	4	5 CBJ	6	7 PHX	8	9 CGY
		TV 7:00		TV 7:00		TV 7:00
10	11 NSH	12	13 MIN	14	15	16 PIT
	TV 7:30		TV 4:00			TV 7:00
17	18	19	20 EDM	21 DAL	22	23 CHI
			TV 7:00	TV 7:00		TV 7:00
24	25 BUF	26	27 STL	28	29	30 TOR
	TV 7:00		TV 7:00			TV 4:00
31						

MARCH

SUN	MON	TUE	WED	THU	FRI	SAT
	1	2 CBJ	3 DET	4	5 CHI	6
		TV 4:00	TV 4:30		TV 5:30	
7 NSH	8	9 COL	10 PHX	11	12	13 DTT
TV 12:00		TV 6:00	TV 7:00			TV 7:00
14 CGY	15	16 NYJ	17	18 SJ	19	20 DET
TV 7:00		TV 7:00		TV 7:00		TV 7:00
21	22	23 EDM	24 ANA	25	26	27 SJ
		TV 6:00	TV 7:00			TV 7:00
28	29	30 PHX	31			
		TV 7:00				

OCTOBER

SUN	MON	TUE	WED	THU	FRI	SAT
				1 CGY	2	3 COL
				TV 7:00		TV 12:00
4	5 CBJ	6	7 MT	8	9	10
	TV 7:00		TV 7:00			
11 DAL	12	13	14	15	16 CGY	17 MIN
TV 7:00					TV 6:00	TV 7:00
18	19 EDM	20	21 CHI	22	23	24 TOR
	TV 6:00		TV 5:30			TV 4:00
25 EDM	26	27 DET	28	29 LA	30 ANA	31
TV 7:00		TV 7:00		TV 7:30	TV 7:00	

DECEMBER

SUN	MON	TUE	WED	THU	FRI	SAT
		1	2 NY	3 PH	4	5 CAR
			TV 4:00	TV 4:00		TV 10:30
6	7	8 NSH	9	10 ATL	11	12 MIN
		TV 5:00		TV 7:00		TV 7:00
13	14 LA	15	16 ANA	17	18 WAS	19
	TV 7:00		TV 7:00		TV 7:00	
20 STL	21	22 NSH	23	24	25	26 EDM
TV 7:00		TV 7:30				TV 7:00
27 CGY	28	29 PHX	30	31 STL		
TV 6:00		TV 6:00		TV 5:00		

FEBRUARY

SUN	MON	TUE	WED	THU	FRI	SAT
	1	2 MIL	3	4 DTT	5	6 BOS
		TV 4:30		TV 4:30		TV 10:00
7	8	9 TB	10	11 FLA	12 CBJ	13
		TV 4:30		TV 4:30	TV 4:00	
14 MIN	15	16	17	18	19	20
TV 12:00						
21	22	23	24	25	26	27
28						

APRIL

SUN	MON	TUE	WED	THU	FRI	SAT
				1 LA	2 ANA	3
				TV 7:30	TV 7:00	
4 MIN	5	6 COL	7	8 SJ	9	10 CGY
TV 7:00		TV 7:00		TV 7:30		TV 7:00
11	12	13	14	15	16	17

GAME DATES, OPPONENTS & TIMES SUBJECT TO CHANGE. ALL GAME TIMES ARE PT.

* KRAFT HOCKEYVILLE 100P - TERRACE, BC (START TIME TO BE CONFIRMED)

† INDICATES AM GAMES, ALL OTHER GAMES PM

- ★ PREMIUM GAMES
- RARE A READER
- OPEN PRACTICE
- ARMED FORCES NIGHT
- FAMILY NIGHTS
- COACHING DAY IN BC
- FAN APPRECIATION NIGHT
- SUPERSKILLS

TEAM 1040
SPORTS RADIO

ALL REGULAR SEASON GAMES WILL BE BROADCASTED ON THE VANCOUVER CANUCKS RADIO AFFILIATE, TEAM 1040.

1	Table of Contents
2	Company Directory
4	Canucks Ticket Information
6	General Motors Place
7	Francesco, Paolo and Roberto Aquilini
8	Mike Gillis, Victor de Bonis
9	Canucks Sports & Entertainment Executive
11	THE CANUCKS
12	Lorne Henning, Laurence Gilman
13	Stan Smyl, Dave Gagner
14	Alain Vigneault
15	Rick Bowness
16	Ryan Walter, Darryl Williams
17	Roger Takahashi, Ian Clark, Glenn Carnegie
18	Ron Delorme, Thomas Gradin, Scouting Staff
20	Training and Medical Staff
22	Community Partnerships
26	Canucks Alumni
29	THE PLAYERS
82	Manitoba Moose
84	In the System
93	2008.09 STATISTICAL REVIEW
94	2009.10 Training Camp Roster
96	2008.09 Canucks Scoring
98	2008.09 Season Summary
99	2008.09 Schedule and Results
101	OPPONENTS
133	SEASON-BY-SEASON HISTORY
173	ALL-TIME RECORDS
174	All-Time Roster
177	All-Time Uniform Numbers
179	All-Time Draft Selections
183	All-Time Trades
188	On This Day in Canucks History
199	Canucks Awards
200	NHL Awards, NHL All-Stars
201	Regular Season Monthly Records
202	Season Openers/Home and Road
203	Season-By-Season Records/Home and Road
204	Coaching Records
205	General Managers, Canucks Captains, Attendance Records
206	Regular Season Record in Overtime Games
208	Regular Season Record in Shootout Games
209	All-Time Scoring
212	All-Time Player Records
215	All-Time Penalty Shots
216	Canucks/Opponent Shutouts
218	Hat Tricks
220	All-Time Team Records
222	All-Time Individual Season Records

223	PLAYOFFS
224	All-Time Opponents
225	All-Time Results
226	All-Time Shutouts
227	All-Time Coaching, Penalty Shots, Scoring
229	All-Time Playoff Records
231	NATIONAL HOCKEY LEAGUE
232	League Directory
233	Team Directory
234	2008.09 NHL Standings & NHL Leaders
235	2008.09 NHL Awards
236	2009.10 NHL Critical Dates
237	How To Figure
239	MEDIA SERVICES
240	Media Guidelines
241	Media Services
242	Media Relations Department
243	Canucks Broadcasters
245	CANUCKS STAFF

MEDIA GUIDE CREDITS

Editors.....	Ben Brown
.....	Stephanie Maniago
.....	TC Carling
Media Guide Design & Production ..	Leah Vanderhorst
Editorial Assistants.....	Jen Herrington
.....	Brian Barbosa
Special thanks to Randy Robles, Bob Waterman	
..... & Elias Sports Bureau	
Photography.....	Jeff Vinnick
.....	Getty Images
Photo/Copy Editor.....	Chelsey Perrella
Printing.....	Hemlock Printers Ltd.

COPYRIGHT 2009.10 VANCOUVER CANUCKS

The information contained in this publication was compiled by the Vancouver Canucks and is provided as a courtesy to our fans and the media and may be used only for personal or editorial purposes. Any commercial use of this information is prohibited without the prior written consent of the Vancouver Canucks.

VANCOUVER CANUCKS

Home Ice	General Motors Place
Address	800 Griffiths Way
	Vancouver, British Columbia V6B 6G1
Telephone	604.899.4600
Fax	604.899.4640
Website	www.canucks.com
Rink Dimensions	200 Feet by 85 Feet
Club Colours	Blue, white and green
Seating Capacity	18,810
Minor League Affiliations	Manitoba Moose (AHL)
	Victoria Salmon Kings (ECHL)
Radio Affiliation	Team 1040
Television Affiliation	Rogers Sportsnet (Channel 22)
Media Relations Hotline	604.899.4995
Media Relations Fax	604.899.4640
Ticket Information & Customer Service	604.899.4625
Information Line	604.899.4600

EXECUTIVE DIRECTORY

Chairman & Governor, NHL	Francesco Aquilini
Alternate Governor, NHL	Paolo Aquilini
Alternate Governor, NHL	Roberto Aquilini
President & General Manager	
Alternate Governor, NHL	Mike Gillis
Chief Operating Officer	Victor de Bonis
Executive Office Manager	Cheryl Loveseth
Executive Vice President, Business & General Counsel	Jon Festinger
Vice President, Business Development	Gord Forbes
Vice President, Player Personnel & Assistant General Manager	Lorne Henning
Vice President, Hockey Operations & Assistant General Manager	Laurence Gilman
Vice President & General Manager, Arena Operations	Harvey Jones
Vice President, Finance & Chief Financial Officer	Todd Kobus

HOCKEY OPERATIONS

President & General Manager	
Alternate Governor, NHL	Mike Gillis
Executive Assistant	Michelle Di Tomaso
	Joan Stobbs
Vice President, Player Personnel & Assistant General Manager	Lorne Henning
Vice President, Hockey Operations & Assistant General Manager	Laurence Gilman
Senior Advisor to the General Manager	Stan Smyl
Head Coach	Alain Vigneault
Associate Coach	Rick Bowness
Assistant Coach	Ryan Walter
Assistant Coach, Video	Darryl Williams
Strength & Conditioning Coach	Roger Takahashi
Strength & Conditioning Coach – Prospects	Bryan Marshall
Goaltending Consultant	Ian Clark
Skill Coach	Glenn Carnegie
Director, Player Development	Dave Gagner
Head Coach, Manitoba Moose	Scott Arniel
Assistant Coach, Manitoba Moose	Keith McCambridge
Director, Media Relations & Team Operations	TC Carling
Manager, Media Relations & Team Operations	Ben Brown
Coordinator, Media Relations & Publications	Stephanie Maniogo
Director, Community Partnerships	Debbie Butt
Director of Charitable, Corporate & On-Ice Events	Karen Christiansen

Coordinator, Community Partnerships	Tara Clarke
Coordinator, Community Partnerships & Education	Jessica Hoffman
Manager, Hockey Development & Alumni Liaison	Rod Brathwaite
Coordinator, Community Partnerships & Mascot Liaison	Paul Buckley

SCOUTING STAFF

Chief Amateur Scout	Ron Delorme
Associate Chief Amateur Scout	Thomas Gradin
Director of Professional Scouting	Eric Crawford
Professional Scouts	Lucien DeBlois
	Lars Lindgren
	Scott Mellanby
	Brad Berry
Amateur Scouts	Brian Chapman
	Sergei Chibisov
	Inge Hammarstrom
	Ted Hampson
	Dan Palango
	Harold Snepsts
	Darryl Young
	Jonathan Bates
	Judd Brackett
	Mark Jooris
	Frank Kollar
	Tim Lenardon
	Richard Rose
Director of Hockey Administration	Jonathan Wall
Hockey Operations Assistant	Mike Brown

MEDICAL & TRAINING STAFF

Head Athletic Trainer	Mike Burnstein
Assistant Athletic Trainer	Jon Sanderson
	Dave Zarn
Equipment Manager	Pat O'Neill
Assistant Equipment Manager	Jamie Hendricks
Equipment Assistant	Brian Hamilton
Game Dressing Room Attendant	John Jukich (Visitors)
	Ron Shute (Home)
	Brian Brumwell (Home)
Team Physician	Dr. Bill Regan
	Dr. Mike Wilkinson
Team Dentist	Dr. Jeffrey Norden
Team Chiropractor	Dr. Sid Sheard
Team Optometrist	Dr. Alan R. Boyco

BROADCAST

Director, Facilities & In-House Productions	Paul Brettell
Executive Producer, Broadcast Media	Mike Hall
Senior Broadcast Technician	Greg Story
Senior Multimedia Producer	Jason Steensma
Multimedia Producer	Gayla Anderson
Broadcast Business Manager	Shannon Baker
Production Assistant & Editor	Rory McGarry

GAME ENTERTAINMENT & EVENTS

Coordinator, Animation & Display Services	Art Green
Manager, Game Entertainment & Events	Cam Goudreau
Coordinator, Game Entertainment & Events	Rebecca Grant

EVENT SERVICES

Director, Event Services	Indira Fisher
Manager, Event Staff & Security	Jim Day
Senior Manager, Events	Rita Rogers

Event Manager	Diana Campbell
.....	Leah Foreman
.....	Janice McLellan
Manager, Housekeeping	Elroy Fernandes
Supervisor, Housekeeping	Agim Hasani
Material Handling Coordinator	Stu Cummings
Coordinator, Safety & Security	Brent Rossington
Guest Services & Tour Coordinator	Almira Chow
Staff Services Coordinator (Scheduling)	Chantel Jones
.....	Sabrina Sandbeck
Administrative Assistant	Jennifer Wide

BUSINESS DEVELOPMENT

Director, Business Development –	
Sales Manager	David Altman
Director, Business Development	James Douglas
.....	Sean Monahan
Director, Sponsorship Activation	Darren Moscovitch
Interactive Account Manager	Simon Louca
Manager, Sponsorship Activation	Lucas Spata
Account Executive, Sponsorship Activation	Sarah Simpson
.....	Colin Whiteside
Administrative Assistant	Antonia Nassopoulos

CLIENT SERVICE & TICKET OPERATIONS

Director, Client Service & Ticket Operations	Mary Nagy
Manager, Client Service & Ticket Operations	Aysa Martin
Manager, Client Service	Clayton Letain
.....	David Pan
.....	Martha Vassos
.....	Chris Wallace
Ticket Operations Specialist	Albert Yan
Account Executive, Client Service	
& Ticket Operations	Sonja Kristiansen
Client Service Representative	Aaqil Kassamali
.....	Matthew Hopkins
Administrative Assistant,	
Client Service & Ticket Operations	Norah Jacobsen
Director, Premium Client Service	Deborah Boren
Manager, Premium Client Sales & Service	Lisa McNabb
.....	John MacIntyre
Account Executive, Premium Client Service	Samantha Docking
.....	Rylan Jay
.....	James Moore
.....	Adam Smith

ENGINEERING

Director, Engineering	Al Hutchings
Manager, Plant Operations	Mark Wohl
Supervisor, Facility Maintenance	Richard Caschetto
Coordinator, Facility Operations	Renee Richardson
Coordinator, Engineering Services	Casey Dalglish
Assistant Coordinator, Engineering Services	Josh Stevens
Supervisor, Conversions	Shawn Campbell
Electrician	Kevin Gallivan
.....	Matthew Hryhor
.....	Joe Lund
General Maintenance Worker	Barry Dennison
.....	Bruce Foulds
Building Operator	Michael Blady
.....	Steve Caron
.....	David Corlett
.....	Keith Fong
.....	Steven Good
Conversions Crew Leader	Richard Bonnett
.....	Albert Desiena

Conversions Crew Leader	Richard Driver
.....	Ed Yee

FINANCE & ADMINISTRATION

Director, Finance	Aaron Wilson
Controller, Hockey Operations	Patricia Bigonzi
Corporate Accounting Manager	Heidi Harms
Assistant Controller – Arena	Lauri Shortyk
Accountant, Hockey & Canucks for Kids Fund	Sara Klassen
Accountant, Central Services	Kristine Del Rosario
Accountant	Wendy Jovanov
Payroll Administrator	Sunny Mangat
Payroll Coordinator	Jackie Hagerty
Accounts Receivable Administrator	Diane Sutherland
Accounts Payable Administrator	Kerry Kavanaugh
.....	Satoo Kubodera
Administrative Services Manager	Denise Oung
Central Services Coordinator	Ferdie De Guzman

INFORMATION TECHNOLOGY

Manager, Information Technology	William Cheng
Business & Systems Analyst	Lieane Arabsky
Technical Analyst	Meghan Hewitt Hartley
Systems/Network Analyst	Oliver Prince

LEGAL

Paralegal Assistant	Perry Bahniwal
---------------------------	----------------

MARKETING & CREATIVE SERVICES

Director, Brand Management	Paul Dal Monte
Marketing Manager	Bianca Bujan
Marketing Coordinator	Susie Turner
.....	Tina Rogers
Manager, Creative Services	Ryan Castle
Senior Graphic Designer	Andi Mortenson
Graphic Designer	Evan Biswanger
.....	Leah Vanderhorst
Copy Editor & Image Resource Coordinator	Chelsey Perrella
Production Coordinator	Annie Chan

PEOPLE DEVELOPMENT

Manager, People Development	Dana Clark
People Development Advisor	Karolina May
Executive Assistant	Erin Lewyk
People Development Coordinator	Stephanie Cornell
Receptionist	Lynn Bradley
Relief Receptionist	Tenisha Soon Psajd

CANUCKS TEAM STORE

Director, Retail &	
Consumer Product Marketing	Janeil Mackay
Retail Buyer & Merchandiser	Jill White
Retail Operations Manager	Jeff Winslade
Retail Operations Coordinator	Amber La Fave
Retail Supervisor	Kelly Gibson
Retail Store Manager	Sarah Burgess
Shipper/Receiver	Jason Callaghan


TRAVEL

Travel Manager	Cathie Moroney
----------------------	----------------

WEB DEVELOPMENT

Director, Website & New Media	Kevin Kinghorn
Website Coordinator	Karen Sum
Website Developer	Adrian Jones
Canucks TV Reporter	Kristin Reid

TICKET INFORMATION



SINGLE GAME TICKETS

PLAZA LEVEL



Limited quantities.
Please inquire.



\$131.50

TELUS LEVEL



\$102.00



\$81.00



\$68.50



\$55.00

LIVE AT
GENERAL MOTORS PLACE

604.280.4400
1.800.663.9311

All prices include GST, but are subject to applicable service charges.

♿ Wheelchair seating is available in three different levels, at three different price categories. Please inquire for availability.



Section 101-102, Rows 14-25. No alcohol permitted

- Prices do not apply to premium games. Refer to game schedule for premium dates.
- Limited inventory is available in the Club, Lower Bowl I, and Row 1 Ice Level price categories. Please inquire.
- Molson Canadian Fan Zone seating is available in four price categories. Call Ticketmaster for availability.
- Tickets available at Ticketmaster Ticket Centres, the Chevy Pickup Window at General Motors Place, canucks.com/tickets or Charge-By-Phone.

**TO JOIN THE BLUE LINE FOR FUTURE TICKET PACKAGES,
PLEASE CALL 604.899.GOAL (4625)**

BLUE LINE

SEASON TICKET WAITING LIST



GET ON THE BLUE LINE
SEASON TICKET WAITING LIST!*

BENEFITS INCLUDE:

- Exclusive access to single game tickets for sold-out Canucks games
- Advance access to special events and concerts at General Motors Place
- 20% discount at the Canucks Team Store

CALL 604.899.GOAL!

*A onetime non-refundable deposit of \$150 per seat is required. Deposit will be applied to eventual ticket package purchase



canucks.com/blueline

WE ARE ALL CANUCKS™



GENERAL MOTORS PLACE

Owned by Canucks Sports & Entertainment, General Motors Place is home to the Vancouver Canucks of the National Hockey League. Having welcomed more than 19.3 million visitors through its doors since opening in September 1995, it is one of the most active and versatile entertainment venues in North America.

General Motors Place will welcome the world from February 12th - 28th, 2010 and become Canada Hockey Place, host venue for the 2010 Olympic Winter Games ice hockey tournaments.

New this year to General Motors Place is the Best Buy Club; a premiere suite featuring 187 viewing seats and a luxurious range of amenities offering a wall-to-wall fan experience. A multi-million dollar enhancement to the Vancouver Canucks dressing room and the construction of a state-of-the-art high definition broadcast facility were completed in the summer of 2009.

General Motors Place enhanced the acoustic infrastructure in-arena and throughout the building in 2008. Integrated and installed by Rocky Mountain Production Services, the system features state-of-the-art L'Acoustics line-source speakers, amplifiers and digital signal processors operating on a fiber optics network designed to provide the ultimate fan experience. Complimenting the acoustic system is one of the National Hockey League's best video and scoring displays featuring industry-leading Daktronics high resolution ProStar® LED video screens with accompanying ribbon board extending the circumference of the arena's 300-level seating. The main video display is comprised of four LED screens, wrapped by an additional four corner screens, centred between two large circular displays suspended above and below the system. General Motors Place also features highly-skilled in-house production, lighting and rigging crews and outstanding broadcast capabilities.

Acclaimed for its comfortable seating and superior sightlines, General Motors Place offers a premium club seating section and the added privacy and comfort of suite services. Eighty-eight executive suites are available on an annual lease, each with capacity for 20 guests per game or event. Additionally, 12 hospitality suites accommodate large or small groups on a per-event basis. Premium dining facilities operated by Aramark include the Captain's Club, Brewhouse Grill and Nortel Champions Club.

The Canucks Team Store is the official retailer of the Vancouver Canucks and one of the biggest retail spaces in the NHL with a 3,500 square foot main store and eight additional locations throughout General Motors Place. Each location boasts a variety of merchandise for the whole family, including exclusive Canucks items and game night promotions.



AQUILINI INVESTMENT GROUP INC.

Family owned and operated, the Aquilini Investment Group of Vancouver is one of British Columbia's most diversified local enterprises. Founded more than 50 years ago by Luigi Aquilini, an immigrant to Canada from Brescia, Italy, the firm has a diversified national real estate portfolio that includes commercial properties, office buildings, hotels, golf courses, restaurants, and cranberry and blueberry farms. The family also develops commercial and residential properties for sale nationwide.

In 2004, the family purchased 50 per cent of the Vancouver Canucks, General Motors Place and their parent organization, Canucks Sports & Entertainment (formerly Orca Bay Sports and Entertainment). In 2006, they returned the team to 100 per cent local ownership purchasing the balance of the organization.

While day-to-day operations of the firm have passed to his sons, Francesco, Roberto and Paolo, Luigi Aquilini continues to play an active and mentoring role in the organization he created. Committed to the communities where they live and do business, the Aquilini family has been significantly involved in a number of worthwhile community projects, including chairing and funding the Italian Gardens at Vancouver's Hastings Park, helping to create a 100 hectare nature conservancy named for the family in British Columbia's Fraser Valley and donating funds to the "Juvenile Diabetes Research Fund" to help foster research for a cure.

Together, Francesco, Roberto and Paolo, and their families, are also active corporate and community fundraisers for the Canucks for Kids Fund, the signature charity of the Vancouver Canucks.



MIKE GILLIS

MIKE GILLIS

PRESIDENT & GENERAL MANAGER, ALTERNATE GOVERNOR, NHL

Born: December 1, 1958

Birthplace: Sudbury, ON

Residence: Vancouver, BC

Family: Wife, Diane; Sons, Max and Spencer; Daughter, Kate

Mike Gillis, 50, was named President of Canucks Sports & Entertainment on August 4, 2009 and begins his second season as General Manager of the Vancouver Canucks in 2009/10. Gillis guided the Canucks to their sixth Northwest Division title in franchise history with a 45-27-10 record and 100 points in 2008/09.

As President of Canucks Sports & Entertainment, Gillis is responsible for the overall strategic direction of the company working in partnership with Chief Operating Officer, Victor de Bonis to lead broadcast, marketing, sponsorship and ticket sales, finance, human resources and arena operations.

In his role as General Manager, Gillis provides strategic leadership to the Hockey Operations Department, overseeing the Canucks top minor league affiliates, negotiating player contracts and executing a viable, long-term strategy for player growth and development. Gillis began his tenure with the club by restructuring the Hockey Operations Department bringing in more than 60 years of NHL experience with the addition of Laurence Gilman, Lorne Henning, Dave Gagner, Scott Mellanby and Ryan Walter.

A former player, Gillis began his NHL career in 1978 as the fifth overall selection in the NHL Entry Draft by the Colorado Rockies. In 246 NHL regular season games, Gillis recorded 76 points (33-43-76) and 186 penalty minutes with Colorado and Boston before injury forced him to retire in 1985.

The Kingston, Ontario native returned home to obtain his law degree from Queen's University in 1990. He later served as a Professor of Sports Law at Queen's. Gillis began working as a NHL player representative in 1992 and over a 15-year career became one of the most successful in the industry. Among his former clients include Pavel Bure, Markus Naslund, Geoff and Russ Courtnall, Mike Richter and Bobby Holik.



VICTOR DE BONIS

VICTOR DE BONIS

CHIEF OPERATING OFFICER

Born: May 17, 1966

Birthplace: Vancouver, BC

Residence: Vancouver, BC

Family: Wife, Mary; Daughters, Valendina & Angelica; Son, Victor

Victor de Bonis, 43, has been a member of Canucks Sports & Entertainment for 15 years. His experience spans twenty years in the sports and entertainment and financial industries.

de Bonis was named Chief Operating Officer in March of 2007. Working in partnership with President and General Manager, Mike Gillis, de Bonis is responsible for all facets of business operations both strategically and tactically, while directing the Senior Leadership Team.

de Bonis first joined the Canucks in 1994 as Corporate Controller and was responsible for managing the public company's private placement and the resulting private reorganization of the Vancouver Canucks NHL franchise and a new 18,000 seat multi-purpose arena facility in downtown Vancouver (General Motors Place), which opened in September 1995.

In 1994 and 1995, de Bonis also managed material term debt financings with Canadian and American financial institutions for General Motors Place and the Vancouver Grizzlies NBA franchise, who played their inaugural season in 1995-96. He was instrumental in the development and institution of the new business strategy for General Motors Place, the Vancouver Grizzlies and the Vancouver Canucks. In 1998, de Bonis was appointed Chief Financial Officer, during which time he was a key member of the team administering the Vancouver Grizzlies sale transaction and term debt refinancing, including a resulting take-out and financial institution replacement in 2000. In addition, de Bonis oversaw enterprise sale transactions in 2005 and 2007.

de Bonis graduated from the University of British Columbia and earned a Bachelor of Commerce Degree in 1989. Directly following graduation, he began his career at KPMG Chartered Accountants in the corporate audit division of the Vancouver branch. de Bonis served in this capacity for four years, auditing private and public companies in the Hospitality, Broadcasting, Mining, Healthcare and Manufacturing industries, before entering his final role with the organization: forensic accounting specialization. In 1992, he became a chartered accountant.

In addition to his professional activities, de Bonis is actively involved with family and community affairs. He and his wife, Mary, have three children, ages 14, 12 and 9. de Bonis currently serves on the Juvenile Diabetes Research Foundation's Walk cabinet.

**JON FESTINGER**

Executive Vice President, Business &
General Counsel

**GORD FORBES**

Vice President, Business Development

**HARVEY JONES**


Vice President & General Manager,
Arena Operations

**TODD KOBUS**

Vice President, Finance & CFO



THE CANUCKS





LORNE HENNING

LORNE HENNING

VICE PRESIDENT, PLAYER PERSONNEL & ASSISTANT GENERAL MANAGER

Born: February 23, 1952

Birthplace: Melfort, SK

Residence: Irvine, CA

Family: Wife, Cathye; Sons, Brett & Garrett; Daughter, Marissa

Lorne Henning, 57, was named Vice President, Player Personnel & Assistant General Manager on September 3, 2008. Henning first joined the Canucks organization as a Professional Scout, bringing 28 years of professional playing and coaching experience at the NHL level and four Stanley Cup Championship rings. Prior to being named Assistant General Manager, Henning held the position of Director, Player Personnel for three years. As Vice President, Player Personnel and Assistant General Manager, Henning works closely with Mike Gillis on all player evaluations, trades and free agent signings. Additionally, he is responsible for the club's professional scouting in North

America and Europe and acts as the primary liaison between the Canucks minor league affiliates.

Henning joined the Canucks in September 2005 after having worked as an Assistant Coach with the Mighty Ducks of Anaheim from 2002 to 2004. Henning's extensive NHL career, both as a player and coach, saw him play nine years with the New York Islanders (1972-81) and work as an Assistant Coach and Head Coach for 18 seasons. Henning was a member of the New York Islanders Stanley Cup Championship teams as a player in 1979.80 and 1980.81 then as an Assistant Coach in 1981.82 and 1982.83. The four-time Stanley Cup winner worked alongside former Islanders Head Coach and Hockey Hall of Famer, Al Arbour as an Assistant Coach.

Drafted 17th overall in the 1972 NHL Amateur Draft, Henning spent his entire professional hockey career with the New York Islanders. The Saskatchewan native played 543 career games with the Islanders before retiring as back-to-back Stanley Cup Champion after the 1980.81 season. He joined the coaching fraternity the following year as Islanders Assistant Coach and achieved similar success helping lead the club to another two Stanley Cup Championships. Henning continued on to an 18-year NHL career behind the bench, including coaching assignments with the North Stars, Blackhawks and Mighty Ducks. During the 1985.86 and 1986.87 seasons, Henning served as the Head Coach for the Minnesota North Stars and was Head Coach of the New York Islanders in the 1994.95 season.



LAURENCE GILMAN

LAURENCE GILMAN

VICE PRESIDENT, HOCKEY OPERATIONS & ASSISTANT GENERAL MANAGER

Born: January 6, 1965

Birthplace: Winnipeg, MB

Residence: Vancouver, BC

Family: Wife, Michelle; Son, Tyler; Daughter, Samantha

Laurence Gilman, 44, was named Vice President, Hockey Operations & Assistant General Manager in 2008. Gilman first joined the Canucks as Director, Hockey Administration on May 5, 2008 after 13 years with the Phoenix Coyotes/Winnipeg Jets organization. In his role as Vice President, Hockey Operations & Assistant General Manager, Gilman is the chief negotiator of all player contracts and the head of amateur scouting. Gilman oversees the development and implementation of the Hockey Operations budget including: player contract negotiation, player transactions and salary arbitration. Gilman is also responsible for the administration and application of the NHL Collective Bargaining Agreement and the development of the club's strategic salary cap plan.

Prior to joining the Canucks, Gilman worked with the Coyotes/Jets organization most recently serving as the club's Senior Vice President & Assistant General Manager for five seasons from 2002 to 2007. Gilman also served as General Manager of the San Antonio Rampage, the Coyotes' primary developmental affiliate in the American Hockey League (AHL). In this capacity he oversaw the hockey operations of the Rampage franchise, developed and implemented the Coyotes' hockey operations department budget, negotiated player contracts, salary arbitration, player transactions and scouting as well as the administration and application of the NHL's Collective Bargaining Agreement.

Gilman spent three seasons as the Coyotes' Director of Hockey Operations prior to being named Assistant General Manager. Before that, he served four seasons with the club in various capacities including Director of Hockey Administration and Legal Counsel.

Gilman graduated from the University of Winnipeg in 1991 then attended the University of North Dakota School of Law. He received his Juris Doctorate in 1994 and was admitted to the State Bar of Minnesota in 1995.

STAN SMYL

SENIOR ADVISOR TO THE GENERAL MANAGER

Born: January 28, 1958

Birthplace: Glendon, AB

Residence: West Vancouver, BC

Family: Wife, Jennifer; Son, Spencer; Daughters, Jilian and Natalie

Smyl, 51, has spent his entire professional hockey career with the Canucks organization and was named Senior Advisor to the General Manager after taking on new duties as Director of Collegiate Scouting. In his role, Smyl works closely with President and General Manager, Mike Gillis, on a number of initiatives in the Hockey Operations Department, while continuing his responsibilities for scouting and evaluating the collegiate game in North America. Smyl began his career with the Canucks as a player, then coach and has most recently worked in a Player Development capacity.

Smyl retired as a player on July 3, 1991 and was hired as a Canucks Assistant Coach on the same day. He served in the assistant capacity until June 18, 1999, when he was named Head Coach of Vancouver's top affiliate, the Syracuse Crunch (AHL). The 2000.01 season saw Smyl and the Canucks minor league team move to Kansas City (IHL), then to Manitoba (AHL) where Smyl was Head Coach for four seasons.

Often described as the "heart and soul" of the Canucks during his playing career, Smyl turned skeptics into believers by establishing team records for games played (896), goals (262), assists (411) and points (673). This combined with a feisty, hard-nosed style of play saw him lead Vancouver in goals (31), assists (47), points (78) and penalty minutes (204) in the 1979.80 season.

Three times named Canucks MVP, Smyl served the longest term as team captain (1982-90) in franchise history. He received the highest honour a club can give on Nov. 3, 1991 when the Canucks retired his No. 12 jersey, raising it to the rafters in the Canucks former home, the Pacific Coliseum.



STAN SMYL

DAVE GAGNER

DIRECTOR, PLAYER DEVELOPMENT

Born: December 11, 1964

Birthplace: Chatham, ON

Residence: London, ON

Family: Wife, Jo-Anne; Son, Sam; Daughters, Jessica and Renee

Dave Gagner, 44, joined the club as Director, Player Development on June 19, 2008 and is responsible for working with Vancouver's drafted and young players to assist in their continued growth as professionals.

Gagner spent the previous two years as an assistant coach with the London Knights of the Ontario Hockey League. In addition to his work with the Knights, Gagner has built his own player development centre in London to assist players from minor and college hockey in taking the next step in their careers. Gagner's son Sam was the sixth overall selection in the 2007 NHL Entry Draft by the Edmonton Oilers.

The Chatham, Ontario, native played 946 NHL regular season games with seven teams including the Canucks in 1998.99. In 946 games over 15 seasons, Gagner recorded 719 points (318-401-719) and 1,016 penalty minutes. Gagner was the 12th overall selection in the first round of the 1983 NHL Entry Draft by the New York Rangers.



DAVE GAGNER



ALAIN VIGNEAULT

ALAIN VIGNEAULT

HEAD COACH

Born: May 14, 1961

Birthplace: Quebec City, QC

Residence: Vancouver, BC

Family: Daughters, Andreane & Janie

Alain Vigneault, 48, is the 16th Head Coach in Vancouver Canucks history and has served three seasons with the club since being named to the position on June 20, 2006. This season, Vigneault collected his 200th win as a head coach in the NHL, 100th win behind the bench of the Vancouver Canucks and appeared in his 500th career game as a head coach. Vigneault led Vancouver to its sixth Northwest Division title in franchise history, his second in three years, and a record of 45-27-10. In three seasons as Canucks bench boss, Vigneault has built a regular season record of 133-86-27 with a .595 winning percentage, the most successful winning percentage by a Vancouver coach in franchise history.

Vigneault's inaugural season as Head Coach of the Vancouver Canucks saw him lead the team to their most successful regular season to date; establishing new franchise records

for wins (49) and points (105), on the way to a Northwest Division Championship and Vancouver's first appearance in the playoffs since the 2003.04 season. In recognition of these significant achievements, Vigneault was presented with the Jack Adams Award as NHL Coach of the Year at the 2007 NHL Awards in Toronto.

Vigneault previously served as Head Coach of the Montreal Canadiens from 1997-2001, becoming the organization's second youngest coach in club history at the age of 36. He compiled an NHL record of 109-118-35-4, reaching the Eastern Conference Semi-Finals during his first season behind the Canadiens bench and was nominated for the Jack Adams Award, following the 1999.00 season.

Vigneault joined Vancouver from the club's AHL affiliate, the Manitoba Moose, where he led the team to within one game of the conference finals. In the 2005.06 season, his first season as Head Coach with the Moose, Vigneault guided the club to a 44-24-7 record.

Prior to joining the Moose, Vigneault spent 10 seasons as Head Coach in the QMJHL with Trois-Rivières, Hull, Beauport and PEI. In 1988, Vigneault led the Olympiques to the Memorial Cup and was subsequently named CHL Coach of the Year. He has been honoured as coach of the QMJHL's Second All-Star team on three separate occasions.

Vigneault has also achieved success on the international stage. He served as an Assistant Coach with Canada's National Junior Team in 1989 and 1991, winning a gold medal at the 1991 World Junior Championships in Saskatoon.

The Quebec-native began his career in the NHL playing for the St. Louis Blues from 1981 to 1983. Drafted by the Blues in the eighth round, 167th overall in the 1981 Entry Draft, the defenceman recorded two goals, five assists and 82 penalty minutes in his NHL career. Vigneault went on to serve as a scout for the Blues for two seasons and as an Assistant Coach for the Ottawa Senators from 1992 to 1996.

ALAIN VIGNEAULT'S HEAD COACHING RECORD

SEASON	TEAM	LEAGUE	GC	W	L	T	OT	PCT
1986.87	Trois Rivières Draveurs	QMJHL	70	28	40	2	0	.414
1987.88	Hull Olympiques	QMJHL	70	43	23	4	0	.643
1988.89	Hull Olympiques	QMJHL	70	40	25	5	0	.607
1989.90	Hull Olympiques	QMJHL	70	36	29	5	0	.550
1990.91	Hull Olympiques	QMJHL	70	36	27	7	0	.564
1991.92	Hull Olympiques	QMJHL	70	41	24	5	0	.621
1995.96	Beauport Harfangs	QMJHL	31	19	7	5	0	.694
1996.97	Beauport Harfangs	QMJHL	70	24	44	2	0	.357
1997.98	Montreal Canadiens	NHL	82	37	32	13	0	.530
1998.99	Montreal Canadiens	NHL	82	32	39	11	0	.457
1999.00	Montreal Canadiens	NHL	82	35	34	9	4	.506
2000.01	Montreal Canadiens	NHL	20	5	13	2	0	.300
2003.04	P.E.I. Rocket	QMJHL	70	40	19	5	6	.650
2004.05	P.E.I. Rocket	QMJHL	70	24	39	7	0	.393
2005.06	Manitoba Moose	AHL	80	44	24	—	7	.633
2006.07	Vancouver Canucks	NHL	82	49	26	7	—	.640
2007.08	Vancouver Canucks	NHL	82	39	33	10	—	.536
2008.09	Vancouver Canucks	NHL	82	45	27	10	—	.610
VANCOUVER TOTALS			246	133	86	27	—	.595
NHL TOTALS			512	242	204	62	4	.537

RICK BOWNESS

ASSOCIATE COACH

Born: January 25, 1955

Birthplace: Moncton, NB

Residence: Vancouver, BC

Family: Wife, Judy; Sons, Ricky & Ryan; Daughter, Kristen

Rick Bowness, 54, enters his fourth season as a member of the Vancouver Canucks coaching staff and 20th NHL season in a coaching capacity. Bowness joined the Canucks from the Phoenix Coyotes where he served as Assistant Coach for the last six years; Bowness assumed head coaching duties on an interim basis in 2003.04. Prior to joining the Coyotes, Bowness was a member of the New York Islanders coaching staff for three seasons.

The Moncton, New Brunswick-native has held the position of Head Coach for five NHL teams: the Winnipeg Jets (1988.89), Boston Bruins (1991.92), Ottawa Senators (1992-96), New York Islanders (1996-98) and Phoenix Coyotes (2003.04). In addition to his NHL coaching experience, Bowness was also a player/coach for the Sherbrooke Jets (1982.83), Head Coach and General Manager of his hometown Moncton Hawks (1987) and Head Coach of the Maine Mariners (1989-91) of the AHL.

Prior to his coaching career, Bowness played seven seasons (1975-82) in the NHL as a right wing with Atlanta, Detroit, St. Louis and Winnipeg. He saw action in 173 games, recording 55 points (18-37-55) and 191 penalty minutes. Bowness was originally drafted by the Atlanta Flames in the second round, 26th overall, of the 1975 NHL Entry Draft.

Bowness began his career in coaching with the American Hockey League's Sherbrooke Jets as a player/coach during the 1982.83 season. He served the next four seasons (1983.84 to 1986.87) as an Assistant Coach for the Winnipeg Jets before returning to his hometown in 1987 as the Coach and General Manager of the Moncton Hawks, the Jets' AHL developmental team. In February 1989, Bowness had his first NHL head coaching stint when he took over as interim Head Coach of the Jets for the final 28 games (8-17-3) of the 1988.89 season.

The following season, Bowness joined the Boston Bruins organization, coaching the AHL's Maine Mariners for two seasons before assuming the head coaching duties for the Bruins in 1991.92. Bowness coached the Bruins to a 36-32-12 record in 1991.92, his best season as a Head Coach. In his only year with Boston, he led the Bruins to the Prince of Wales (Eastern Conference) Final, losing 4-0 to the eventual Stanley Cup Champion Pittsburgh Penguins.

Bowness was then named the first Head Coach of the Ottawa Senators on June 15, 1992. In three and a half seasons (1992.93 to 1995.96) with the expansion franchise, Bowness finished with a record of 39-178-18. Despite the tough times, Bowness was highly regarded for his positive style and was credited for the development of many of the Senators young stars. Bowness remained behind the Senators' bench until November 20, 1995, becoming only the second coach in NHL history to head an expansion team through its first three seasons.

He was then hired by the Islanders on December 30, 1995 and worked two seasons as an Associate Coach. Bowness took over the head coaching duties of the Islanders on January 23, 1997 and led the club to a 16-18-3 record. The following year, in his first full season as the Islanders' Head Coach, he guided the team to a 22-32-9 record in 63 games before being replaced on March 11, 1998. Bowness was instrumental in the development of many of the Islanders' young players.

Rick and his wife Judy have three children: Ricky, Ryan and Kristen. Rick's son Ryan was drafted by the Columbus Blue Jackets in the eighth round (236th overall) of the 2001 NHL Entry Draft.



RICK BOWNESS



RYAN WALTER

RYAN WALTER

ASSISTANT COACH

Born: April 23, 1958

Birthplace: New Westminster, BC

Residence: Langley, BC

Family: Wife, Jennifer; Sons, Ben, Ryan and Joe; Daughters, Christiana and Emma

Ryan Walter begins his second season as Assistant Coach after being named to the role on June 17, 2008. Walter joined the club after having worked 15 years as a well respected and successful business leader.

Walter, 51, enjoyed a 15-year career in the NHL, playing 1,003 regular season games with three clubs including the Canucks. In 1,003 games played, Walter recorded 646 points (264-382-646) and 946 penalty minutes. His greatest on-ice accomplishment came in 1986 when he won the Stanley Cup as a member of the Montreal Canadiens.

The second overall selection by the Washington Capitals in the 1978 NHL Entry Draft, Walter went on to play his first four seasons with the Capitals where he was named team Captain. After wearing the Canadiens sweater for nine seasons, Walter finished his career in his hometown, playing for the Canucks during the 1991-92 and 1992-93 seasons.

Over the past 15 years, Walter earned his Masters of Arts Degree in Leadership/Business and has worked with professional athletes and executives to maximize their physical and mental potential. He has been a successful public speaker, broadcaster, author and business leader.



DARRYL WILLIAMS

DARRYL WILLIAMS

ASSISTANT COACH, VIDEO

Born: February 29, 1968

Birthplace: Labrador City, NF

Residence: Vancouver, BC

Family: Wife, Nancy; Son, Ben; Daughter, Sophia

Darryl Williams, 41, enters his second season with the Canucks after being named Assistant Coach, Video on August 12, 2008. Williams joined the Canucks from the St. John's Fog Devils of the QMJHL, where he worked the past four seasons as Associate Coach, Video Coordinator and Strength & Conditioning Coach. Prior to joining St. John's, Williams served in a number of coaching capacities, including head coaching duties with the Kansas City Outlaws of the United Hockey League and Assistant Coach of the Cincinnati Mighty Ducks of the American Hockey League.

The Labrador City, Newfoundland native played 11 seasons in the American Hockey League and International Hockey League, highlighted by a two-game call up to the NHL with the Los Angeles Kings in the 1992-93 season. With his appointment, Williams becomes the first Newfoundland-native to serve in an NHL coaching position in League history.



IAN CLARK

IAN CLARK

GOALTENDING CONSULTANT

Born: May 12, 1966

Birthplace: Vancouver, BC

Residence: Dallas, TX

Family: Wife, Debbie; Sons, Morgan, Christopher, Samuel, Collins, and Jason

Ian Clark, 43, enters his eighth season with the Vancouver Canucks as Goaltending Consultant. Clark joined the Canucks on July 31, 2002. Clark currently resides in Dallas, Texas and is founder and President of the Goaltender Development Institute. He is also the Editor-in-Chief of From the Crease and The Goalie News, leading development publications for goaltenders of all ages and skill levels.

Clark was a member of Team Canada's World Junior Championship coaching staff from 2000-2006 and helped lead the team to two silver medals in 2003 and 2004, and two gold medals in 2005 and 2006. Recognized as one of the leading educators of the goaltending position, Clark's knowledge and innovative training has attracted high-performance goaltenders at the NHL, minor pro, major junior and NCAA levels.

ROGER TAKAHASHI**STRENGTH & CONDITIONING COACH****Born:** September 14, 1967**Birthplace:** Kamloops, BC**Residence:** Surrey, BC**Family:** Wife, Cara; Sons, Sami, Max & Calvin

Roger Takahashi, 42, enters his seventh season as the Canucks Strength and Conditioning Coach after joining the team in June 2003. His responsibilities include specialized hockey conditioning and nutrition programs in-season and off-season, as well as recovery programs for injured players to ensure they return to the Canucks line-up in top physical condition. In addition to training Canucks players, Takahashi is also responsible for training players with the Canucks top minor league affiliates, the Manitoba Moose of the American Hockey League and players of the Victoria Salmon Kings of the East Coast Hockey League. Takahashi works closely with Vancouver's young prospects to educate them on nutrition and the training commitment required at the elite NHL level.

Takahashi graduated from the University of Waterloo with a Bachelor of Science in Science and a Bachelor of Science in Honours Kinesiology in 1991. He has published work and lectured on sports training/injury prevention at the university level at both Simon Fraser University and the University of British Columbia. He is actively involved in the Canucks Centre for BC Hockey programs as well as with the Strength and Conditioning Coaches of the NHL.

Takahashi was born and raised in Kamloops and now resides in Surrey with his wife, three sons and their nine dogs. He is a member of the British Columbia Association of Kinesiologists, the Sports Medicine Council of British Columbia, and the National Strength and Conditioning Association as a Certified Strength and Conditioning Specialist.

**ROGER TAKAHASHI****GLENN CARNEGIE****SKILL COACH****Born:** August 30, 1973**Birthplace:** Winnipeg, MB**Residence:** Vancouver, BC

Glenn Carnegie, 36 enters his first season as Vancouver Canucks Skill Coach. His responsibilities include working on-ice with players and prospects at the NHL and minor league level to continue to develop fundamental hockey skills. Carnegie assists in the conditioning, recovery and nutrition of all players within the organization.

Over the past four seasons Carnegie worked as Strength and Conditioning Coach with the Manitoba Moose of the American Hockey League, where he was responsible for hockey specific training, off-season conditioning and on-ice sessions with injured players.

Carnegie is co-owner of Focus Fitness, a Strength and Conditioning Centre in Winnipeg specializing in hockey specific training for players of all ages including Western league, College and Professional. He is also co owner of Total Hockey Training Centre of Winnipeg, a hockey skill development centre.

Carnegie grew up playing hockey in the AA, AAA and junior system in Manitoba and played professionally in Germany. He received his degree in Exercise and Sport Science from the University of Manitoba and is a Certified Strength and Conditioning Coach through the National Strength and Conditioning Association. He also Volunteers and sits on the board of the Believe in the Goal foundation, which raises money for cancer research.

**GLENN CARNEGIE****BRYAN MARSHALL****STRENGTH & CONDITIONING COACH - PROSPECTS****Born:** August 30, 1984**Birthplace:** Scarborough, ON**Residence:** Scarborough, ON

Bryan Marshall works as the Canucks prospects Strength and Conditioning Coach and assists Roger Takahashi to develop training programs at the prospect level. Marshall consults, advises and supports Canucks prospects in their physical preparation for professional hockey.

A member of the Canadian National Weightlifting Team, Marshall is a two-time provincial champion and a 2012 Olympic hopeful.



RON DELORME

RON DELORME

CHIEF AMATEUR SCOUT

Born: September 3, 1955
Birthplace: North Battleford, SK
Residence: Vancouver, BC
Family: Wife, Joan; Son, Blair; Daughter, Leah

Ron Delorme, 54, is one of the longest-serving members of the Vancouver Canucks. With over 20 years of scouting experience and 210 games played at right wing, Delorme has been a member of the Canucks in some capacity since 1981. Delorme coordinates Vancouver's amateur scouting staff and assembles the Canucks draft selection list. He was named Chief Amateur Scout in August 2000.

Delorme was originally drafted by Denver in the 1975 WHA Entry Draft. His rights were then transferred to the Colorado Rockies in July 1976, after the franchise relocated to the NHL. He played in 314 games for the Rockies from 1976.77 to 1980.81 before he was claimed by Vancouver in the NHL waiver draft in October 1981. Delorme played a large role in the Canucks run to the Stanley Cup Finals in 1982 and is probably best remembered by

Vancouver fans for his inspirational fight versus Chicago's Grant Mulvey in the Campbell Conference Final.

Delorme played four seasons for the Canucks from 1981.82 to 1984.85, recording 37 points (17-20-37) and 383 penalty minutes in 210 games before a knee injury forced his retirement in 1985. In 524 career NHL games, Delorme recorded 166 points (83-83-166) and 667 penalty minutes.



THOMAS GRADIN

THOMAS GRADIN

ASSOCIATE CHIEF AMATEUR SCOUT

Born: February 18, 1956
Birthplace: Solleftea, Sweden
Residence: Vancouver, BC
Family: Son, Adam; Daughters, Linda, Therese

Thomas Gradin, 53, was named Associate Chief Amateur Scout after serving 15 years in a scouting capacity with the Canucks. Gradin began scouting for Vancouver as a part-time amateur scout during the 1994.95 season.

Gradin played eight seasons with Vancouver from 1978.79 to 1985.86 and recorded 593 points (209-384-593) in 677 career NHL games.

His final NHL season was spent with the Boston Bruins before Gradin returned to the Swedish Elite League, where he began his professional career with AIK Solna.

Gradin's playing career with the Canucks was highlighted by a number of achievements.

One of the club's first European-born players, Gradin led the Canucks in scoring during the 1980.81 & 1981.82 seasons, was named an NHL All-Star in 1985 and most notably recorded 19 points (9-10-19) in 17 playoff games during Vancouver's Stanley Cup Final run in 1982. In 613 games as a Canuck, Gradin scored 550 points (197-353-550) and currently ranks 4th on Vancouver's all-time scoring list. Gradin was originally drafted by the Chicago Blackhawks 45th overall in the 1976 NHL Amateur Draft.



ERIC CRAWFORD

Director of Professional Scouting



LUCIEN DeBLOIS

Professional Scout



LARS LINDGREN

Professional Scout



SCOTT MELLANBY

Professional Scout



BRAD BERRY
Professional Scout



BRIAN CHAPMAN
Amateur Scout



SERGEI CHIBISOV
Amateur Scout



INGE HAMMARSTROM
Amateur Scout



TED HAMPSON
Amateur Scout



DAN PALANGO
Amateur Scout



HAROLD SNEPSTS
Amateur Scout



DARRELL YOUNG
Amateur Scout



JOHNATHAN BATES
Amateur Scout



FRANK KOLLAR
Amateur Scout



TIM LENARDON
Amateur Scout



JONATHAN WALL
Director of Hockey Administration



MIKE BROWN
Hockey Operations Assistant

PHOTO NOT AVAILABLE

JUDD BRACKETT Amateur Scout
MARK JOONIS Amateur Scout
RICHARD ROSE Amateur Scout



PAT O'NEILL

PAT O'NEILL EQUIPMENT MANAGER


Pat O'Neill enters his 22nd year with the Vancouver Canucks and has worked over 2,000 games in his NHL career. Before joining the Canucks in 1988, O'Neill spent eight seasons with the Winnipeg Jets as an Assistant Equipment Manager. On the international stage, O'Neill has worked for Team Canada at the 2004 and 1990 World Championships in addition to the 1996 World Cup. O'Neill will work as Equipment Manager for Team Canada at the 2010 Winter Olympic Games this February in Vancouver BC. He has also worked as Equipment Manager at the 1992 and 1988 NHL All-Star Games. On July 4, 1996, O'Neill became the first recipient of the Larry Ashley Award presented to the trainer or equipment manager that best exemplifies the character and commitment to excellence displayed by Ashley throughout his career. O'Neill is an Executive Board Member of the Society of Professional Hockey Equipment Managers (SPHEM). He has two daughters: Brooklyn (12) and Faith (10).



JAMIE HENDRICKS

JAMIE HENDRICKS ASSISTANT EQUIPMENT MANAGER

Jamie Hendricks enters his 11th season with the Vancouver Canucks. Initially working as a Dressing Room Attendant, Hendricks was promoted to Equipment Assistant in 2001 and in 2005 moved to his current role as Assistant Equipment Manager. Hendricks experienced the game from the unique perspective of a player when at a Canucks SuperSkills competition, held before a sold out crowd at General Motors Place, he played in goal opposite Alex Auld. A member of SPHEM, Jamie lives in Maple Ridge, BC with his wife Lynse and daughters: Sydney and Kylie.



BRIAN HAMILTON

BRIAN HAMILTON EQUIPMENT ASSISTANT

Brian "Red" Hamilton has been a member of the Vancouver Canucks training staff for seven years and enters his fifth season in his current role as Equipment Assistant. Prior to joining the Canucks, Red worked 13 seasons with the BC Lions of the Canadian Football League from 1989 to 2001. His tenure with the Lions included two Grey Cup Championships in 1994 and 2000. A member of SPHEM, Red lives in Cloverdale, BC with his wife Corine and daughter Ashley.

MIKE BURNSTEIN

HEAD ATHLETIC TRAINER

Mike Burnstein enters his 15th year as Head Athletic Trainer with the Vancouver Canucks. Prior to joining the Canucks, Burnstein was Head Athletic Trainer for two seasons with Vancouver's AHL Affiliates (Hamilton Canucks & Syracuse Crunch). Burnstein entered the field of Athletic Therapy as a youth gaining experience working with the OHL's Hamilton Steelhawks and assisting at the 1987 and 1991 Canada Cups. Burnstein's international experience includes serving as an Athletic Trainer for Team Canada at the 2005, 1999 and 1998 World Hockey Championships. Burnstein will serve as an Athletic Trainer for Team Canada at the 2010 Winter Olympic Games in Vancouver, BC. A graduate of Sheridan College, Burnstein is an Executive Board Member of the Professional Hockey Athletic Trainers Society, a certified member of the National Athletic Therapist Association and member of the Canadian Athletic Therapy Association. Mike lives in White Rock, BC with his wife Nicole and children, Abbey and Lukas.



MIKE BURNSTEIN

JON SANDERSON

ASSISTANT ATHLETIC TRAINER

Jon Sanderson enters his 11th year with the Vancouver Canucks Medical Staff. His previous experience includes working for the BC Lions of the Canadian Football League. In 2006, Sanderson was a member of the medical staff for the Canadian Men's Olympic Hockey Team in Torino, Italy. Sanderson graduated from Sheridan College in Oakville, Ontario and the West Coast College of Massage Therapy in Vancouver and is a certified member of the National Athletic Trainers Association, the Canadian Athletic Therapy Association, Professional Hockey Athletic Trainers Society and a Registered Massage Therapist. Jon lives in Port Coquitlam, BC with his wife Catherine, daughter Kate, son Cooper and dog Jessie.



JON SANDERSON

DAVE ZARN

ASSISTANT ATHLETIC TRAINER

Dave Zarn begins his first year with the Vancouver Canucks Medical Staff after three seasons as Head Athletic Therapist & Strength and Conditioning Coach with the Victoria Salmon Kings of the East Coast Hockey League. Dave worked in the same capacity for three years prior to joining the Salmon Kings with the Okanagan Hockey School/Hockey Academy. A University of Manitoba graduate and certified member of the Canadian Athletic Therapy Association with Corrective Exercise Specialist training from the National Academy of Sports Medicine, Dave and his wife Jaime live in Vancouver, BC.



DAVE ZARN

MEDICAL STAFF



DR. BILL REGAN
Team Doctor



DR. MIKE WILKENS
Team Doctor



DR. JEFFREY NORDEN
Team Dentist



DR. SID SHEARD
Team Chiropractor



DR. ALAN R. BOYCO
Team Optometrist

CANUCKS FOR KIDS FUND PARTNERS



CANUCKS FOR KIDS FUND

The Canucks for Kids Fund dedicates resources to assist charities who support children's health and wellness, foster the development of grassroots hockey, and facilitate and encourage education in British Columbia. Thanks to the generosity of our fans, donors, players, employees and sponsor partners, the CFKF has granted over \$28 million to charities in British Columbia over the last two decades serving over 85 different organizations helping them to reach their goals.

Core beneficiaries of grants include: Canuck Place Children's Hospice, which offers specialized care for B.C. children living with life-threatening conditions; BC Children's Hospital Foundation for adolescent mental health, diabetes research, gastroenterology and pediatric playroom; and the Canucks Autism Network (CAN), which strives to enhance the quality of life for families living with autism in British Columbia.

Board of Directors: Paolo Aquilini, President; Victor de Bonis, Vice President; Jamie Pitblado, Treasurer; Pamela Keith; Senator Larry Campbell; Dr. Paula Gordon; Megan Mitchell, Executive Director, Debbie Butt.



CANUCK PLACE CHILDREN'S HOSPICE

The Canucks for Kids Fund supported Canuck Place with a charitable grant of \$1.5 million in the 2008.09 season. Canuck Place Children's Hospice offers specialized care for B.C. children living with life-threatening or life-limiting conditions. The program is unique in that it offers world-class health care within a home-like environment. Services include 24-hour/seven days-a-week nursing and physician support, respite care, end-of-life care, pain and symptom management, school, music and play therapy, recreation opportunities, and counseling services. Since 1995, the Canucks, with the support of the fans, have donated over \$22 million to this wonderful home away from home.



BC CHILDREN'S HOSPITAL FOUNDATION

The Canucks for Kids Fund shares a strong and remarkable relationship with BC Children's Hospital. Thanks to the generosity of our fans, donors, players, employees and sponsor partners, the Canucks for Kids Fund was able to grant \$430,000 to the BC Children's Hospital Foundation this year. These funds supported of the Centre for Research in Childhood Diabetes, the construction of an Endoscopy Suite, and the purchase of a Real Time PCR machine and a Code Blue Cart.

The special relationship extends beyond funding. For the past several years, Canucks players, management and employees participate in BC Children's Hospital Foundation's Jeans Day awareness campaign. Also, once a season, all of the Vancouver Canucks players spend an afternoon at BC Children's Hospital, delivering children's books, smiles and warm wishes for patients, families and the nurses and doctors on staff who care for BC's sick children.

2008.09 GRANT RECIPIENTS

The Canucks for Kids Fund proudly supplied grants to the following recipients in the areas of health and wellness, grassroots hockey, and education: Canuck Place Children's Hospice, \$1.5 million; Canucks Autism Network, \$423,000; BC Children's Hospital Centre for Research in Childhood Diabetes, \$110,000; Britannia Community Services for Canucks Family Education Centre literacy programs, \$100,000; BC Children's Hospital Foundation – PCR machine, \$65,000; Arts Umbrella for the Sarah McLachlan Summer Music Outreach Program, \$60,000 over three years; Ronald McDonald House of BC, \$50,000; Britannia Hockey Academy, \$20,000; Templeton Secondary School "Big Dreams" Program, \$20,000; Province Empty Stocking Fund, \$10,000; Literacy BC, \$1,000; United Way of Prince George, \$1,000; YWCA Crabtree Corner, \$1,000.

CANUCKS FOR KIDS FUND PROGRAMS



CAN: CANUCKS AUTISM NETWORK

The Canucks Autism Network (CAN) is an independent charitable organization supported by the Canucks for Kids Fund. In 2008.09 the Canucks for Kids Fund generously supported CAN with over \$600,000. CAN provides high quality recreational, sports, social and vocational development programs for individuals and families living with autism and aims to build capacity through community networks across British Columbia.



FIN'S FRIENDS

Supported by the Canucks for Kids Fund, the Vancouver Canucks' education initiative, Fin's Friends, currently reaches approximately 2,000 classrooms in all the BC school districts serving over 50,000 students around the province. It is a program for primary students (K- to Grade 3) specifically designed to teach the basic elements of character education and social responsibility. In the 2009/10 school year, Fin's Friends will be available to all primary grades in both English and French.



CANUCKS FAMILY EDUCATION CENTRE

The Vancouver Canucks and the Canucks for Kids Fund have committed over \$500,000 to family literacy in BC, forming an alliance with Britannia Community Centre and the Vancouver Sun Raise-a-Reader program. The Canucks Family Education Centre's (CFEC) mandate is to positively impact low literacy levels on Vancouver's east side by providing a coordinated, comprehensive, integrated services approach to family literacy and lifelong learning. The Centre delivers four targeted programs to seven elementary school literacy centres serving over 500 children and families with a combination of both full-time and part-time staff and a number of volunteers.



CANUCKS CENTRE FOR BC HOCKEY

Supported by the Canucks for Kids Fund and in partnership with BC Hockey, the Canucks Centre for BC Hockey is a direct link to over 60,000 minor hockey players throughout BC. The Centre is committed to creating opportunities for grassroots hockey players of all ages, levels and backgrounds by assisting in the development and recognition of female hockey, minor hockey initiation, and the skill improvement of players and coaches. Each year, the Centre programs engage minor hockey players, coaches, and parents the opportunity to visit General Motors Place and benefit from interaction with the Canucks players, coaching staff and administrators.



EVERY KID'S DREAM

The Vancouver Canucks want to make "Every Kid's Dream" come true. Each home game during the 2009/10 NHL season, the Canucks Centre for BC Hockey in partnership with BC Hockey will host one lucky BC minor hockey player between the ages of eight and thirteen. This minor hockey player will lead their Vancouver Canucks heroes onto the ice pre-game and stand on the ice with NHL stars for the national anthems. Imagine being centre stage in one of the most celebrated traditions in sport, with 19420 of the greatest hockey fans in Canada watching. At the Vancouver Canucks we believe in giving back to the hockey community and supporting grassroots development and opportunities.

MINI MINOR HOCKEY PROGRAMS

The Mini Minor Hockey Program provides 10 different Novice-aged registered BC Hockey teams to play at General Motors Place during the intermission of 10 selected home games. Last year over 550 minor hockey players, coaches and their families enjoyed the opportunity to shine on the ice.



CANUCKS FEMALE JAMBOREE

In a celebration of the growth of female hockey in BC, the Canucks and BC Hockey host a weekend tournament that provides an opportunity for over 200 female minor hockey players, aged 7-13 of any skill level, to play with their peers from around the province in a fun, fair, and non-competitive environment.



COACHING DAY IN BC

This free, one-day coaching workshop presented by Tim Horton's is attended by over 200 coaches from across the province looking to improve their skills as coaches. The workshop gives minor hockey coaches the opportunity to experience a Canucks game-day practice and hear inspiring words from Canucks Head Coach, Alain Vigneault, Canucks coaching staff, and representatives from BC Hockey and Hockey Canada.



BC HOCKEY TEAM FIRST & PENALTY-FREE CHALLENGE

The Team First initiative is a BC Hockey program that promotes fair play, respect, and teamwork. Hundreds of minor hockey teams submit hand written entries explaining how their minor hockey team will accomplish one of these initiatives throughout the hockey season. The Penalty-Free Challenge is awarded to two teams that successfully play a penalty-free game. The winning teams receive an on-ice experience at General Motors Place with an exclusive tour of the arena.



CANUCKS HOCKEY DAY

The Vancouver Canucks, in celebration of CBC's Hockey Day in Canada, host Canucks Hockey Day, a province-wide contest for minor hockey.



VANCOUVER CANUCKS SILVER SKATE AWARDS

The Vancouver Canucks and the Canucks Centre for BC Hockey, along with BC Hockey, are proud to work in partnership on the Annual Silver Skate Awards. The Silver Skate Award is presented to BC Hockey Minor hockey teams who have displayed team work, perseverance and hard work throughout the minor hockey season.



FIRST STRIDES INITIATION PROGRAM

This is a great opportunity for minor hockey Initiation players and coaches to visit General Motors Place. The emphasis on this one day event is developing skills, having fun, and allowing young players to take their "first strides" in becoming a good person as well as an accomplished athlete. Nearly 160 children under the age of eight attended the most recent First Strides program.

MINOR HOCKEY WEEK

In celebration of Minor Hockey week in BC, ten lucky minor hockey boys and girls are selected by the Canucks Centre for BC Hockey and BC Hockey to accompany the Vancouver Canucks starting line-up for the opening warm-up skate and anthem.

CANUCKS FOR KIDS FUND EVENTS



DICE & ICE PRESENTED BY HSBC

Dice & Ice, presented by HSBC, is the team's signature charitable event in support of the Canucks for Kids Fund. Dice & Ice features a funny money casino, silent and live auctions, and a gourmet three-course meal. In 2009, the event raised \$300,000 benefiting Canuck Place, BC Children's Hospital and BC Children's Hospital Centre for Childhood Diabetes. The 2009 gala was themed "Hockeywood."



CANUCKS FOR KIDS FUND TELETHON, PRESENTED BY CHEVROLET

The Canucks for Kids Fund Telethon, presented by Chevrolet, is a radio and television telethon with all proceeds going to Canuck Place Children's Hospice. During the 2008/09 NHL season, the CFKF Telethon raised \$880,000 in phone/online donations and recognition of fundraising events throughout the year. Wives and significant others of the players play a key role by answering phones on the celebrity panel located on the concourse of General Motors Place during the game.



CANUCKS FOR KIDS FUND 50/50

The Canucks for Kids Fund leads the NHL in charity dollars raised through this program having generated over \$2.5 million in the 2008/09 season. A large portion of the funds raised were directed to Canuck Place Children's Hospice. Other charities supported by the CFKF 50/50 were the BC Children's Hospital Foundation and the Canucks Autism Network's "We CAN Be Friends" program.



CANUCKS SUPERSKILLS

SuperSkills is hosted each year at General Motors Place. The competition reveals the winners of the Hardest Shot, Fastest Skater, Pass & Score, Shooting Accuracy, Puck Control Relay, and Breakaway Relay. Canucks players are joined on-ice by minor hockey players who compete alongside the pros in the same skill categories. Last season, with the support of Canucks fans, SuperSkills raised in excess of \$170,000 for Canuck for Kids Fund, Ronald McDonald House of BC and NHLPA Goals & Dreams Fund for KidSport BC.



JAKE MILFORD CANUCKS CHARITY INVITATIONAL

The entire Canucks roster and over 25 members of the Canucks Alumni play in this charity golf tournament now benefiting both the BC Hockey Benevolent Association (BCHBA) and the Canucks for Kids Fund. Celebrating its 26th anniversary this year, the "Jake" is proudly presented in Jake Milford's memory and in support of the BCHBA. Last season, in September 2008, the tournament helped raise \$130,000 for the Canucks for Kids Fund and the BC Hockey Benevolent Association.

CANUCKS FOR KIDS FUND PARTNER CHARITY EVENTS



YVR GOLF FOR KIDS

The YVR Golf for Kids event has been supporting Lower Mainland children's charities since 1991 and the Canucks for Kids Fund is honoured to be one of its primary beneficiaries. In 2008, YVR Golf for Kids raised \$225,000 in net proceeds for donation to children's charities. Of that, \$190,000 was donated to the Canucks for Kids Fund in support of Canuck Place Children's Hospice. No longer just a golf tournament, this event has quickly become one of B.C.'s most popular and successful gala fundraisers, donating over \$1.5 million to Canuck Place and other children's charities since its inception.



THE SPORTS CELEBRITIES FESTIVAL

The Sports Celebrities Festival is a magical evening saluting the power of the human spirit. It is about young people gaining confidence, acceptance and recognition. Players, alumni and management from the Vancouver Canucks share an evening with Vancouver's business elite and each table's guest of honour is a BC Special Olympics athlete.

CanWest



RAISE-A-READER

On Raise-a-Reader Day, high profile members of the community including Vancouver Canucks players, coaches, management, and alumni gather on downtown streets and sell copies of a special edition Vancouver Sun newspaper. The purpose of Raise-a-Reader Day is to raise money and awareness for early childhood literacy, literacy support materials, and programs throughout the province, including the Canucks Family Education Centre. The Vancouver Canucks and the Canucks for Kids Fund have granted \$500,000 to CFEC to positively impact low literacy levels on Vancouver's east side. Since 2001, the Vancouver Raise-a-Reader campaign has raised more than \$2 million.

OTHER CANUCKS COMMUNITY PROGRAMS



LUI'S CREASE CLUB

Each season, Roberto Luongo purchases an executive suite and donates the tickets to local children's charities for children who would not otherwise have the opportunity to attend a hockey game. Each child is provided with a Lui's Crease Club t-shirt, food and beverage, Canucks souvenirs and if commitments allow, a post-game visit from Roberto.

TREVOR LINDEN COMMUNITY SCHOLARSHIP

The Trevor Linden Community Spirit Scholarship recognizes four student leaders in the province of British Columbia entering their first year of post secondary education who have excelled in the areas of school and community service, leadership, initiating community development, affecting positive change, mentoring others, personal development and growth, and academic performance. A total of four scholarships of \$2,500 each are awarded to high school students who have the academic skills to successfully enter and complete post secondary education.



DONATIONS IN KIND

The Vancouver Canucks strive to support fundraising events throughout British Columbia by donating team merchandise and memorabilia. The program donates to over 400 fundraising events each season in support of children's health and wellness, education, and grassroots hockey.



CANUCKS TICKETS FOR KIDS

With the support and generosity of Canucks Season Ticket Holders and sponsor partners, this program provides complimentary tickets to select children's charities.



SEVENTH GENERATION

SEVENTH GENERATION CLUB

This program was created to empower British Columbia's First Nations students to strive for excellence by encouraging students to celebrate their native culture, stay in school, make healthy lifestyle choices, and participate in the community. The Canucks have provided thousands of dollars in merchandise to aid in the Club's fundraising efforts and student incentives. In addition, the Canucks also provide content for a Club daytimer and a bi-monthly newsletter. The program has successfully reached over 7500 First Nations students annually for nearly ten years.

PROVINCE EMPTY STOCKING FUND

The Vancouver Canucks wives and girlfriends partner with the Province Empty Stocking Fund during the holiday season and host a balloon raffle on the concourse at General Motors Place during two home games in the month of December. Through the sales of these prize balloons, the wives and girlfriends raised nearly \$10,000 for the Lower Mainland Christmas Bureau in support of needy families during the holiday season.

SCHOLARSHIPS

The Vancouver Canucks Alumni through the BC Benevolent Association offer a number of scholarships each season to deserving students and minor hockey players in recognition of academic achievement and commitment to school and community service. Scholarships include: the newly named Stan Smyl Scholarship – \$3,000, Vancouver Canucks Scholarships – \$750 (three each) and the Vancouver Canucks Community Service Bursary – \$500. The Canucks Alumni also provide the Larry Ashley Scholarship which is valued at \$2,500 per annum for students in the fields of sports medicine or athletic training.



VANCOUVER CANUCKS ALUMNI



ABOUT THE VANCOUVER CANUCKS ALUMNI

Despite the fact that the Vancouver Canucks didn't enter the NHL until 1970, the Alumni group was conceived in 1952 by the Canucks of the Western Hockey League. The alumni began with Hall of Famers Babe Pratt and Cyclone Taylor, who organized a benefit game for a local amateur player whose wife had become seriously ill. This eventually grew into the BC Hockey Benevolent Association (BCHBA)—a registered non-profit society—designed to assist former players and their families who had fallen on hard times. Since that time, the scope of the BCHBA has broadened and over the next four decades, the group has expanded and has raised over \$2 million for charity.

THE ALUMNI AND THE COMMUNITY

Canucks Alumni BCHL Scholarships

For nearly a decade, Orland Kurtenbach, the Canucks original captain, headed up an Alumni committee which provides scholarship opportunities (four per year at \$3,000) for hockey playing youngsters from the BC Junior League to attend the

University of British Columbia. Kurtenbach was a natural to spearhead this initiative, having coached several years in the BCHL with Richmond and Chilliwack. Recently, Kurtenbach handed over the reins to fellow ex-Canuck Gerry O'Flaherty. Over the years, more than 25 young graduates from the BCHL have been awarded Canucks Alumni Scholarships.

Larry Ashley Scholarship

The Canucks Alumni initiated the Larry Ashley Scholarship over ten years ago. Ashley was a longtime athletic trainer of the NHL Canucks and passed away from cancer in 1995. Widely recognized as a leader in his field, Ashley's name now lives on via the Larry Ashley Scholarship Program. It provides scholarship funds of \$2,500 per year to academically qualified BC students pursuing post-secondary studies in the fields of sports medicine and/or athletic training.

PCHA Scholarships

The Vancouver Canucks Alumni offer a number of scholarships each season to deserving students and minor hockey players in recognition of academic achievement and commitment to school and community service. Canucks scholarships include: the new Stan Smyl Scholarship, Orland Kurtenbach Scholarship, Pat Quinn Scholarship and the Dennis Kearns Scholarship, Vancouver Canucks Alumni Association Scholarship, and the Vancouver Canucks Community Service Bursary.

PLAYING AGAINST VANCOUVER CANUCKS ALUMNI HEROES

Each year the Canucks Alumni team travels throughout British Columbia to participate in charity games with fans from all over the province. The Alumni have travelled to a number of BC cities, including Kitimat, Smithers, Port Hardy, Rossland, Williams Lake, Comox, Victoria and Merritt, to name a few. Slapshots and hitting are no-no's but pretty well everything else goes. Pres-

in-the-face, buckets of water thrown on the opposition bench, bribing the officials, a Superman sighting...all are part of the Alumni's road games. In return for their performances, the BC Hockey Benevolent Society receives expense money for travel or accommodation (if applicable) plus a modest stipend which goes directly into the scholarship maintenance program. Any funds over and above are left in the community in which the game is played and go to minor hockey or other local causes. For more information on bringing the Alumni to your town click or call the Canucks Centre for BC Hockey at 604.899.7770.

What is the Canucks Alumni today?

The Canucks Alumni are a group of over 100 hockey people living mostly in the Lower Mainland. Membership is also extended to alumni living out of the area and the province. The group is unique in that former pros are welcome, not just ex-Canucks. Canucks Alumni have Bill Ranford, Mark Lofthouse and Gary Nylund as card-carrying members, even though they did not play for Vancouver. The bottom line is that the Canuck Alumni has the luxury of being able to ice not just one, but two teams at any given time. This, in part, is a tribute to the city of Vancouver being such a desirable Canadian retirement destination.

ALUMNI PRESIDENT

Gerry "Driller" Sillers was born and raised in Saskatoon where he played junior for the Blades with his longtime buddy Bobby Schmautz. He moved west to attend Simon Fraser University and turned pro with the Western League Canucks in 1968.69. He played four seasons with their NHL affiliate, the Rochester Americans of the AHL, a team for which the flamboyant Don Cherry both played and coached. He also played briefly with Portland of the WHL. Following his playing career, he became an enthusiastic member of the Canucks alumni organization and in 1989, became its president, a post he still holds.

Canucks Alumni Board:

Gerry Sillers, Bob Murray, Orland Kurtenbach, Mickey McDowell, Bill Ranford, Kirk McLean, Ernie Dougherty, Chris Oddleifson, Dennis Kearns, Dave Cannon.



First with Canucks News On-Ice & Off-Ice,
TEAM 1040 is Vancouver's Hockey Station



TEAM 1040
SPORTS RADIO

WWW.TEAM1040.CA



THE PLAYERS

#18

STEVE
BERNIER

CAREER STATS

MOST GOALS IN A GAME **2**

SEVERAL TIMES – LATEST JAN. 7/09 at EDM

MOST ASSISTS IN A GAME **2**

SEVERAL TIMES – LATEST DEC. 22/08 vs ANA

MOST POINTS IN A GAME **3**

FOUR TIMES – LATEST JAN. 7/09 at EDM; 2-1-3

CAREER HATRICKS **0**GAME-WINNING GOALS **9**

LATEST MAR. 3/09 vs MIN

POWER PLAY GOALS **14**

LATEST DEC. 7/08 at COL

SHORTHANDED GOALS **4**

LATEST APR. 15/06 vs ANA

OVERTIME POINTS **0-1-1**SHOOTOUT RECORD **0/3**

0 GDG

PENALTY SHOT RECORD **0/0**

REGULAR SEASON

PLAYOFFS

BERNIER vs NHL

SEASON	CLUB	LEA	GP	G	A	PTS	PIM	GP	G	A	PTS	PIM
2001.02	Moncton	QMJHL	66	31	28	59	51	–	–	–	–	–
2002.03	Moncton	QMJHL	71	49	52	101	90	2	1	0	1	2
2003.04	Moncton	QMJHL	66	36	46	82	80	20	7	10	17	17
2004.05	Moncton	QMJHL	68	35	36	71	114	12	6	13	19	22
2005.06	San Jose	NHL	39	14	13	27	35	11	1	5	6	8
	Cleveland	AHL	49	20	23	43	33	–	–	–	–	–
2006.07	San Jose	NHL	62	15	16	31	29	11	0	1	1	2
	Worcester	AHL	10	3	4	7	2	–	–	–	–	–
2007.08	San Jose	NHL	59	13	10	23	62	–	–	–	–	–
	Buffalo	NHL	17	3	6	9	2	–	–	–	–	–
2008.09	Vancouver	NHL	81	15	17	32	27	10	2	2	4	7
VANCOUVER TOTALS			81	15	17	32	27	10	2	2	4	7
NHL TOTALS			258	60	62	122	155	32	3	8	11	17

TEAM	GP	G	A	PTS	PIM
Anaheim	20	6	3	9	4
Atlanta	2	0	0	0	0
Boston	4	0	0	0	0
Buffalo	2	1	0	1	0
Calgary	15	3	3	6	13
Carolina	3	1	2	3	0
Chicago	12	2	2	4	10
Colorado	16	4	3	7	4
Columbus	9	4	0	4	8
Dallas	20	4	5	9	15
Detroit	13	2	3	5	2
Edmonton	13	5	7	12	0
Florida	2	0	0	0	0
Los Angeles	18	4	4	8	12
Minnesota	15	6	2	8	0
Montreal	5	0	0	0	2
Nashville	12	4	7	11	23
New Jersey	3	1	0	1	2
NY Islanders	3	0	2	2	0
NY Rangers	3	0	0	0	0
Ottawa	4	0	0	0	0
Philadelphia	4	0	5	5	0
Phoenix	20	4	5	9	42
Pittsburgh	4	0	1	1	4
St. Louis	10	5	5	10	4
San Jose	4	0	0	0	2
Tampa Bay	3	1	0	1	2
Toronto	6	1	1	2	4
Vancouver	10	2	2	4	2
Washington	3	0	0	0	0

Totals 258 60 62 122 155

NHL FIRSTS

First Game: Nov. 4/05 at ANA**First Goal:** Nov. 12/05 at DAL**First Assist:** Feb. 2/06 vs MIN

STREAKS

Goals: 3 games Mar. 26-30/06: 3 goals**Assists:** 3 games Three times (Nov. 9-13/06: 3 assists)**Points:** 5 games Twice (Nov. 9-18/06: 3-4-7)

HONOURS

Fred J. Hume Award (Canucks Unsung Hero): 2008.09

QMJHL Second All-Star Team: 2003, 2004

QMJHL All-Rookie Team: 2002

CHL All-Star Team: 2002.03

ACQUIRED

Originally acquired from the Buffalo Sabres on July 4, 2008 in exchange for a second round Draft pick in 2010 and third round pick (Los Angeles' selection) in 2009.

PERSONAL

Favourite musicians are The Killers, movie is *Talladega Nights: The Ballad of Ricky Bobby*, actor and actress are Will Ferrell and Scarlett Johansson, and television show is *Prison Break*...Lists the Quebec Nordiques as his favourite team while growing up and the New York Yankees as his favourite team outside of hockey...Enjoys visiting New York City...Is an avid golfer and tennis player...Would work with computers if he was not in hockey...Mario Lemieux is his hockey idol...Says the best part about growing up in Quebec was being able to play hockey outdoors in the winter...Is bilingual (French and English)...Non-sports idol is novelist John Grisham.

CAREER HIGHLIGHTS

2008.09: Recorded four points (2-2-4) in ten playoff games, setting a career high for most goals (2) in a single playoff year...The two goals scored were both game-winners: May 5/09 at CHI and Apr. 19/09 at STL...Collected 32 points (15-17-32) in 81 games played, logging an average of 13:50 TOI/G...Set career highs in assist (17) and point (32) totals in a single season...Tied a career high for most game-winning goals in a season with four...Recorded four multi-point games...Enjoyed a season-high three-point game, scoring twice and adding one assist, all in a single period (2nd period); his goals came in rapid succession, just 12 seconds apart, which is the fastest two goals by a Canucks player since Thomas Gradin (Gradin scored twelve seconds apart in a 4-3 loss to the Oilers on Mar. 16/83), Jan. 7/09 at EDM. **2007.08:** Played his first game as a Sabre tying career game highs in goals (2) and points (3), Feb. 27 at NSH...Tied career highs for most assists (2) and points (3) in a game, Dec. 29 at NSH. **2006.07:** Set a career high for goals (15) and points (31) in a season...Recorded at least one point in five consecutive games (3-4-7) Nov. 9-18. **2005.06:** Recorded playoff assists in three consecutive games (0-3-3) from May 7-10...Recorded his first career playoff point with the game-winning goal, Apr. 25 vs NSH...His 18.7 percent shooting percentage led all Sharks with 30-plus games played...Recorded his first career multi-point game (2-1-3), Mar. 9/06 vs EDM. **2004.05:** First on team in goals, assists, points and PIM during the playoffs...Led team and finished regular season ranked 23rd in CHL in points (35-36-71)...Also led the team in goals, assists, points, game-winning goals and power play goals...Named QMJHL Offensive Player of the Week and Canadian Hockey League Player of the Week for period ending Oct. 31...Named to Team QMJHL in the ADT Canada-Russia Challenge. **2003.04:** First on team in points (6-13-19), tied for 2nd in goals (6), tied for 1st in assists (19) and T-2nd in GWG (2) in the post season...Finished tied for 12th in QMJHL scoring (36-46-82), 10th in goals (36), 17th in assists (46) and fifth in plus/minus (+39).

INTERNATIONAL

World Championship Under-18 Tournament: 2003 (Gold)

NHL MILESTONES

100th NHL Game: Apr. 5/07 vs CGY**200th NHL Game:** Nov. 29/08 at CGY**100th NHL Point:** Dec. 04/08 at DET

2008.09 GAME BY GAME

Oct. 9	vs CGY	1-0	2/2	13:08
Oct. 11	@ CGY	0-1	1/1	15:44
Oct. 13	@ WSH	0-0	0/0	15:42
Oct. 16	@ DET	0-0	2/0	16:59
Oct. 17	@ BUF	1-0	1/0	13:54
Oct. 19	@ CHI	0-1	2/0	17:13
Oct. 21	@ CBJ	0-0	3/-2	19:32
Oct. 25	vs EDM	0-1	0/-2	13:37
Oct. 28	vs BOS	0-0	1/-1	15:45
Oct. 30	@ LA	0-0	1/1	9:50
Oct. 31	@ ANA	2-0	3/-1	13:16
Nov. 2	vs DET	0-0	0/1	15:43
Nov. 4	vs NSH	0-1	4/1	15:05
Nov. 6	vs PHX	0-0	1/0	15:31
Nov. 8	vs MIN	0-0	1/0	15:03
Nov. 12	vs COL	0-0	1/0	12:48
Nov. 15	vs TOR	0-0	2/1	14:08
Nov. 17	@ NYI	0-0	5/0	16:17
Nov. 19	@ NYR	0-0	0/1	12:40
Nov. 20	@ MIN	1-0	2/1	13:42
Nov. 22	@ PIT	0-0	2/0	15:05
Nov. 24	vs DET	0-0	1/-1	2:53
Nov. 27	vs CGY	INJ		
Nov. 29	@ CGY	0-0	0/0	10:20
Dec. 1	@ CBJ	0-0	1/0	12:15
Dec. 4	@ DET	0-1	1/0	9:37
Dec. 5	@ MIN	0-0	3/0	15:35
Dec. 7	@ COL	2-0	7/2	16:35
Dec. 9	@ NSH	0-0	4/0	12:00
Dec. 13	@ EDM	0-0	0/-1	10:19
Dec. 14	vs FLA	0-0	0/0	13:20
Dec. 17	vs EDM	0-1	1/1	16:42
Dec. 20	vs CHI	0-0	1/-1	16:03
Dec. 22	vs ANA	0-2	0/0	16:58
Dec. 23	@ SJ	0-0	2/-1	14:30
Dec. 26	vs EDM	0-1	2/1	15:17
Dec. 28	vs OTT	0-0	1/0	12:21
Dec. 30	vs PHI	0-1	2/1	14:36
Jan. 1	@ NSH	0-1	2/1	14:37
Jan. 2	@ ATL	0-0	2/0	12:14
Jan. 4	vs DAL	0-1	0/1	13:18
Jan. 7	@ EDM	2-1 (W)	3/2	13:13
Jan. 9	vs STL	0-0	1/-2	14:58
Jan. 10	vs SJ	0-0	2/-1	14:49
Jan. 13	vs NJ	1-0	2/-1	16:27
Jan. 15	vs PHX	0-0	0/0	12:38
Jan. 18	vs CBJ	1-0	3/-1	14:53
Jan. 20	@ SJ	0-0	0/0	13:20
Jan. 28	vs NSH	0-0	2/0	10:41
Jan. 31	vs MIN	0-0	1/0	14:33
Feb. 3	vs CAR	0-0	2/0	13:43
Feb. 7	vs CHI	1-0 (W)	8/0	13:04
Feb. 10	@ STL	0-0	1/-1	12:16
Feb. 12	@ PHX	0-0	1/1	13:40
Feb. 13	@ DAL	0-1	2/1	13:10
Feb. 15	vs MTL	0-0	1/-2	15:15
Feb. 17	@ CGY	0-1	3/1	12:31
Feb. 19	@ OTT	0-0	2/0	14:25
Feb. 21	@ TOR	0-0	3/0	14:30
Feb. 24	@ MTL	0-0	1/0	12:59
Feb. 27	vs TB	1-0 (W)	2/1	18:00
Mar. 1	vs CBJ	0-0	2/0	11:33
Mar. 3	vs MIN	1-0	2/0	13:31
Mar. 7	vs SJ	0-0	3/0	14:27
Mar. 9	@ LA	0-0	0/0	10:43
Mar. 11	@ ANA	0-0	1/0	13:26
Mar. 13	vs LA	0-0	1/0	15:06
Mar. 15	vs COL	0-0	2/0	14:57
Mar. 17	vs DAL	1-0 (W)	6/1	13:07
Mar. 19	vs STL	0-0	1/0	16:17
Mar. 21	@ PHX	0-0	3/-1	14:07
Mar. 24	@ DAL	0-0	0/0	15:49
Mar. 26	@ STL	0-1	3/0	12:13
Mar. 27	@ COL	0-0	1/0	13:03
Mar. 29	@ CHI	0-0	0/0	13:27
Mar. 31	@ MIN	0-0	0/0	11:32
Apr. 2	vs ANA	0-1	2/0	13:58
Apr. 4	@ EDM	0-0	1/-1	11:37
Apr. 5	vs COL	0-0	1/1	14:49
Apr. 7	vs CGY	0-0	0/0	11:43
Apr. 9	vs LA	0-0	1/0	12:37
Apr. 11	@ COL	0-0	3/0	13:24

#3

KEVIN BIEKSA

CAREER STATS

MOST GOALS IN A GAME 1

SEVERAL TIMES – LATEST MAR. 7/09 vs SJ

MOST ASSISTS IN A GAME 3

MAR. 30/08 vs CGY

MOST POINTS IN A GAME 3

THREE TIMES – LATEST OCT. 31/08

CAREER HAT TRICKS 0

GAME-WINNING GOALS 5

LATEST FEB. 19/09 at OTT

POWER PLAY GOALS 12

LATEST MAR. 7/09 vs SJ

SHORTHANDED GOALS 0

OVERTIME POINTS 0-3-3

SHOOTOUT RECORD 0/2

0 GDG

PENALTY SHOT RECORD 0/0



REGULAR SEASON

PLAYOFFS

BIEKSA vs NHL

SEASON	CLUB	LEA	GP	G	A	PTS	PIM	GP	G	A	PTS	PIM	TEAM	GP	G	A	PTS	PIM
2000.01	Bowling Green	NCAA	35	4	9	13	90	–	–	–	–	–	Anaheim	10	2	4	6	43
2001.02	Bowling Green	NCAA	40	5	10	15	68	–	–	–	–	–	Atlanta	2	0	1	1	0
2002.03	Bowling Green	NCAA	34	8	17	25	92	–	–	–	–	–	Boston	2	0	0	0	2
2003.04	Bowling Green	NCAA	38	7	15	22	66	–	–	–	–	–	Buffalo	2	0	1	1	4
	Manitoba	AHL	4	0	2	2	2	–	–	–	–	–	Calgary	23	2	8	10	22
2004.05	Manitoba	AHL	80	12	27	39	192	14	1	1	2	52	Carolina	3	1	0	1	7
2005.06	Vancouver	NHL	39	0	6	6	77	–	–	–	–	–	Chicago	11	0	1	1	53
	Manitoba	AHL	23	3	17	20	73	13	0	10	10	38	Colorado	18	1	3	4	15
2006.07	Vancouver	NHL	81	12	30	42	134	9	0	0	0	20	Columbus	13	5	5	10	26
2007.08	Vancouver	NHL	34	2	10	12	90	–	–	–	–	–	Dallas	12	1	3	4	20
	Manitoba	AHL	1	0	1	1	2	–	–	–	–	–	Detroit	10	1	3	4	14
2008.09	Vancouver	NHL	72	11	32	43	97	10	0	5	5	14	Edmonton	23	0	13	13	19
													Florida	2	0	2	2	0
													Los Angeles	12	1	5	6	10
													Minnesota	17	2	6	8	20
													Montreal	4	0	2	2	2
													Nashville	14	1	4	5	56
													New Jersey	2	0	0	0	0
													NY Islanders	1	0	0	0	9
													Ottawa	3	1	0	1	5
													Philadelphia	2	0	0	0	17
													Phoenix	10	3	7	10	12
													Pittsburgh	1	0	0	0	4
													St. Louis	12	0	3	3	17
													San Jose	10	3	6	9	8
													Tampa Bay	2	1	1	2	0
													Toronto	3	0	0	0	4
													Washington	2	0	0	0	9
VANCOUVER/NHL TOTALS			226	25	78	103	398	19	0	5	5	34	Totals	226	25	78	103	398

DEFENCE	SHOOTS RIGHT	6'1"	206 LBS	GRIMSBY, ON	JUN. 16, 1981
---------	--------------	------	---------	-------------	---------------

NHL FIRSTS

First Game: Oct. 19/05 vs LA
First Goal: Oct. 13/06 vs SJ
First Assist: Jan. 5/06 vs CHI

STREAKS

Assists: 4 games Dec. 26/06-Jan. 2/07:
Points: 5 games Twice (latest Dec. 1-9/08: 2-3-5)

HONOURS

Babe Pratt Trophy (Canucks Most Outstanding Defenceman): 2006/07
 Fred J. Hume (Canucks Unsung Hero): 2006/07
 AHL All-Rookie Team: 2005
 All-CCHA Honorable Mention: 2003/04

ACQUIRED

Vancouver's 5th choice, 151st overall in the 2001 NHL Entry Draft.

PERSONAL

Kevin grew up a fan of Steve Yzerman and Cam Neely...His favourite band is the Tragically Hip...Favourite TV show is *Gossip Girl*...Favourite Hockey Memory is his first NHL Game...Hobbies include poker and golf.

CAREER HIGHLIGHTS

2008.09: Recorded five points (0-5-5) in 10 playoff games...Collected 43 points (11-32-43) in 72 games played, logging an average of 23:29 TOI/G...Set career highs for most assists (32) and points (43) in a single season...Led Canucks defencemen in goals (11), assists (32), points (43) and avg TOI (23:29)...Recorded two points in two games, Mar. 31-Apr. 2...Recorded three points (1-2-3) in three consecutive games, Jan. 28-Feb. 3/09...Tallied five points (2-3-5) in five consecutive games, Dec. 1-9/08...Went on a three-game point streak, registering four points (1-3-4) that included a game-winning goal, Nov. 4-8/08. **2007.08:** Scored his first goal since returning from injury, Mar. 6 vs NSH...Missed 47 games due to a leg injury...Scored the game-winner, Oct. 21 vs CBJ. **2006.07:** Made NHL playoff debut, appearing in nine post season games...Logged 54:27 of ice time to lead all Canucks players and finished a plus one, Apr. 11 vs Dallas...Set career highs in goals (12), assists (30), points (42), games played (81) and most points in a game (3 – Oct. 13 vs SJ)...Finished tied for 24th in scoring among NHL defencemen with 42 points...Led Canucks defencemen in points (42) and assists (30) and was second among Canucks skaters in average ice time per game (24:16)...Scored his second goal in as many games, had one assist and was named third star, Feb. 22 at LA...Recorded his first NHL goal, two assists and named second star, Oct. 13 vs SJ. **2005.06:** Tallied eight assists in the North Division Finals...Netted his first AHL goal of the season along with one assist, Apr. 9 at Hamilton...Earned his first multi-point NHL game with two assists, Feb. 6 vs CBJ. **2004.05:** Collected an assist Apr. 29 vs St. John's in series-clinching win...Scored a goal in first career pro playoff game, Apr. 20 at St. John's...Played in all 14 Moose Playoff games...Registered the first two-goal game of his career, Jan. 1 vs Chicago...Scored first career professional goal and added an assist, Nov. 11 at Cleveland. **2003.04:** Played in four games with Manitoba at the end of the season, registering two assists and two PIM.

NHL MILESTONES

100th NHL Game: Feb. 22/07 at LA

200th NHL Game: Feb. 13/09 at DAL

100th NHL Point: Mar. 24/09 at DAL

2008.09 GAME BY GAME

Oct. 9	vs CGY	0-0	1/3	24:40
Oct. 11	@ CGY	0-0	0/-2	2:43
Oct. 13	@ WSH	INJ		
Oct. 16	@ DET	INJ		
Oct. 17	@ BUF	INJ		
Oct. 19	@ CHI	0-0	4/0	32:01
Oct. 21	@ CBJ	1-0	3/0	28:10
Oct. 25	vs EDM	0-2	2/-1	24:17
Oct. 28	vs BOS	0-0	1/0	25:30
Oct. 30	@ LA	0-1	1/1	26:23
Oct. 31	@ ANA	1-2	1/1	26:39
Nov. 2	vs DET	0-0	3/0	25:33
Nov. 4	vs NSH	0-1	2/1	28:16
Nov. 6	vs PHX	1-0 (W)	2/1	25:16
Nov. 8	vs MIN	0-2	4/1	23:23
Nov. 12	vs COL	0-0	1/0	27:24
Nov. 15	vs TOR	INJ		
Nov. 17	@ NYI	INJ		
Nov. 19	@ NYR	INJ		
Nov. 20	@ MIN	INJ		
Nov. 22	@ PIT	INJ		
Nov. 24	vs DET	INJ		
Nov. 27	vs CGY	0-0	1/-1	20:07
Nov. 29	@ CGY	0-0	0/0	23:02
Dec. 1	@ CBJ	1-0	4/-1	22:13
Dec. 4	@ DET	0-1	2/1	24:30
Dec. 5	@ MIN	1-0	1/0	22:24
Dec. 7	@ COL	0-1	3/0	28:56
Dec. 9	@ NSH	0-1	4/0	26:59
Dec. 13	@ EDM	0-0	3/-1	25:52
Dec. 14	vs FLA	0-1	4/0	26:26
Dec. 17	vs EDM	0-1	3/0	25:32
Dec. 20	vs CHI	0-0	4/0	25:37
Dec. 22	vs ANA	0-0	2/-1	23:42
Dec. 23	@ SJ	0-0	2/-1	18:02
Dec. 26	vs EDM	0-1	3/0	23:48
Dec. 28	vs OTT	0-0	1/0	25:25
Dec. 30	vs PHI	0-0	3/0	22:12
Jan. 1	@ NSH	0-0	1/0	21:33
Jan. 2	@ ATL	0-1	3/0	28:05
Jan. 4	vs DAL	0-0	4/-1	23:21
Jan. 7	@ EDM	0-0	2/1	23:13
Jan. 9	vs STL	0-0	0/-3	23:25
Jan. 10	vs SJ	0-1	1/-1	27:09
Jan. 13	vs NJ	0-0	1/-1	28:08
Jan. 15	vs PHX	0-0	2/-1	25:08
Jan. 18	vs CBJ	1-1	2/0	30:41
Jan. 20	@ SJ	0-0	1/0	23:48
Jan. 28	vs NSH	0-1	1/-2	24:35
Jan. 31	vs MIN	0-1	0/-1	22:58
Feb. 3	vs CAR	1-0	2/2	22:22
Feb. 7	vs CHI	0-0	1/0	22:39
Feb. 10	@ STL	0-2	2/1	17:29
Feb. 12	@ PHX	1-1	3/1	23:29
Feb. 13	@ DAL	0-0	5/0	22:36
Feb. 15	vs MTL	0-0	1/1	20:51
Feb. 17	@ CGY	1-0	2/1	26:48
Feb. 19	@ OTT	1-0 (W)	2/2	18:02
Feb. 21	@ TOR	0-0	3/0	24:52
Feb. 24	@ MTL	0-0	4/-1	23:57
Feb. 27	vs TB	0-0	2/0	23:13
Mar. 1	vs CBJ	0-0	1/1	20:28
Mar. 3	vs MIN	0-1	2/0	21:29
Mar. 7	vs SJ	1-0	2/0	20:56
Mar. 9	@ LA	0-0	3/0	24:09
Mar. 11	@ ANA	0-1	3/-1	24:18
Mar. 13	vs LA	0-1	4/-1	18:23
Mar. 15	vs COL	0-0	0/-1	22:15
Mar. 17	vs DAL	0-2	1/0	23:05
Mar. 19	vs STL	0-0	2/1	22:35
Mar. 21	@ PHX	0-0	3/-2	23:19
Mar. 24	@ DAL	0-1	0/0	21:17
Mar. 26	@ STL	0-0	1/0	22:35
Mar. 27	@ COL	0-1	4/-1	21:02
Mar. 29	@ CHI	0-0	0/2	13:39
Mar. 31	@ MIN	0-1	1/1	22:42
Apr. 2	vs ANA	0-1	1/1	24:06
Apr. 4	@ EDM	0-0	4/-1	22:56
Apr. 5	vs COL	0-0	2/-3	24:45
Apr. 7	vs CGY	0-0	2/0	22:14
Apr. 9	vs LA	0-0	2/0	21:37
Apr. 11	@ COL	INJ		

#14

ALEX
BURROWS

CAREER STATS

MOST GOALS IN A GAME **3**

MAR. 27/06 vs LA

MOST ASSISTS IN A GAME **2**

MULTIPLE TIMES – LATEST MAR. 29/09 at CHI

MOST POINTS IN A GAME **3**

MULTIPLE TIMES – LATEST MAR. 29/09 at CHI 1-2-3

CAREER HAT TRICKS **1**

MAR. 27/06 vs LA

GAME-WINNING GOALS **8**

LATEST MAR. 19/09 vs STL

POWER PLAY GOALS **1**

LATEST APR. 03/08 vs EDM

SHORTHANDED GOALS **8**

LATEST MAR. 15/09 vs COL

OVERTIME POINTS **1-2-3**SHOOTOUT RECORD **1/7**

0 GDG

PENALTY SHOT RECORD **0/2**

LATEST FEB. 3/06 at CGY



REGULAR SEASON

PLAYOFFS

BURROWS vs NHL

SEASON	CLUB	LEA	GP	G	A	PTS	PIM	GP	G	A	PTS	PIM
2000.01	Shawinigan	QMJHL	63	16	14	30	105	10	2	1	3	8
2001.02	Shawinigan	QMJHL	64	35	35	70	184	10	9	10	19	20
2002.03	Greenville	ECHL	53	9	17	26	201	–	–	–	–	–
	Baton Rouge	ECHL	13	4	2	6	64	–	–	–	–	–
2003.04	Columbia	ECHL	64	29	44	73	194	4	2	0	2	28
	Manitoba	AHL	2	0	0	0	0	–	–	–	–	–
2004.05	Columbia	ECHL	4	5	1	6	4	–	–	–	–	–
	Manitoba	AHL	72	9	17	26	107	14	0	3	3	37
2005.06	Vancouver	NHL	43	7	5	12	61	–	–	–	–	–
	Manitoba	AHL	33	12	18	30	57	13	6	7	13	27
2006.07	Vancouver	NHL	81	3	6	9	93	11	1	0	1	14
2007.08	Vancouver	NHL	82	12	19	31	179	–	–	–	–	–
2008.09	Vancouver	NHL	82	28	23	51	150	10	3	1	4	20
VANCOUVER/NHL TOTALS			288	50	53	103	483	21	4	1	5	34

TEAM	GP	G	A	PTS	PIM
Anaheim	15	4	2	6	47
Atlanta	3	1	0	1	0
Boston	2	0	0	0	0
Buffalo	3	1	1	2	12
Calgary	25	4	3	7	56
Carolina	3	1	0	1	0
Chicago	14	2	3	5	16
Colorado	24	2	6	8	27
Columbus	15	2	3	5	10
Dallas	15	0	1	1	44
Detroit	14	2	3	5	16
Edmonton	26	6	6	12	51
Florida	3	0	0	0	0
Los Angeles	14	5	3	8	22
Minnesota	25	3	3	6	72
Montreal	4	1	2	3	17
Nashville	15	4	1	5	22
New Jersey	3	1	0	1	4
NY Islanders	3	0	1	1	2
NY Rangers	2	2	1	3	0
Ottawa	3	1	2	3	0
Philadelphia	2	0	1	1	0
Phoenix	13	2	2	4	15
Pittsburgh	3	0	1	1	14
St. Louis	15	4	2	6	13
San Jose	14	0	2	2	12
Tampa Bay	3	0	2	2	9
Toronto	4	2	2	4	2
Washington	3	0	0	0	0

Totals 288 50 53 103 483

NHL FIRSTS

First Game: Jan. 2/06 at STL**First Goal:** Jan. 10/06 vs TOR**First Assist:** Jan. 10/06 vs TOR

STREAKS

Goals: 4 games Mar. 9-15/09: 4 goals**Assists:** 3 games Twice (latest Feb. 15-19/09: 5 assists)**Points:** 4 games Multiple times (latest Mar. 19-26/09: 3-1-4)

HONOURS

Vancouver Canucks Most Exciting Player: 2008.09, 2007.08

Fred J. Hume (Canucks Unsung Hero): 2007.08

Manitoba Moose's Hardest Working Player: 2004.05

Selected to the ECHL All-Star Game: 2003.04

ACQUIRED

Signed as a free agent by Vancouver on November 8, 2005.

PERSONAL

Alex plays golf and tennis in the off-season...His favourite movie is *Fight Club* and favourite show on TV is *SportsCentre*...Favourite hockey memory is winning Game 7 of the 2007 Stanley Cup Playoff series versus Dallas.

CAREER HIGHLIGHTS

2008.09: Notched four points (3-1-4) in 10 playoff games...Recorded the game-winning goal in Game 4 versus St. Louis to help move the team into the second round of the playoffs, Apr. 21/09 at STL...Played in all 82 games, recording 51 points (28-23-5) and 150 penalty minutes...Set career highs in goals (28), assists (23) and points (51) in a season...Led the Canucks and ranked tied for fourth in the League for most short-handed goals (4)...Notched five points (3-2-5) in three straight games, Mar. 31-Apr. 4/09...In three consecutive games, registered three points (2-1-3), Mar. 19-24/09...Scored one goal/game in four consecutive games, Mar. 9-15/09...Tallied five points (4-1-5) in four consecutive games, Mar. 9-15/09...Went on a four-game scoring streak (2-5-7), Feb. 15-21/09...Recorded five assists in three consecutive games, Feb. 15-19/09. **2007.08:** Set career highs in games played (82), goals (12), assists (19), points (31) and penalty minutes (179) in one season...Named first star after scoring a shorthanded goal and an assist, finishing plus-two, Mar. 8 vs STL...Scored the game-winning goal, Feb. 7 at ATL...Named the game's second star after notching his fifth goal of the season, Jan. 21 vs MIN...Matched a career high with his sixth assist, Dec. 8 vs PIT...Scored his second goal of the season, the game-winner, Nov. 8...Named third star after registering his first goal, the game-winner and his first assist of the season, Oct. 12 at EDM. **2006.07:** Scored his first career playoff goal and point, May 3 at ANA...Set a career high for games played (80)...Scored his first goal of the season, the game-winning goal, Jan. 2 at CGY...Recorded his first point of the season, an assist, Oct. 6 at CBJ. **2005.06:** Scored three goals and six assists in the North Division finals vs Grand Rapids...Scored three goals and one assist in the North Division Semi-Finals against Syracuse...Recorded his first career hat trick (including the GWG) and was named 1st star, becoming the fifth Canucks player in club history to score a hat trick as a rookie, Mar. 27 vs LA...Netted one goal shorthanded and was named third star, Jan. 19 at BUF...Notched his first NHL career goal and assist and was named second star, Jan. 10 vs TOR. **2004.05:** Played in all 14 playoff games with Moose...Scored his first AHL goal, Nov. 4 vs Utah...Registered his first career AHL point (an assist), Oct. 29 at Rochester...Had five goals and one assist in three games with Columbia (ECHL) before being recalled to Manitoba Oct. 29.

NHL MILESTONES

100th NHL Game: Feb.16.07 at CHI**200th NHL Game:** Mar.25.08 at CGY**100th NHL Point:** Apr.02.09 vs ANA

2008.09 GAME BY GAME

Oct. 9	vs CGY	2-0	3/2	16:30
Oct. 11	@ CGY	0-1	3/0	18:31
Oct. 13	@ WSH	0-0	3/0	14:34
Oct. 16	@ DET	1-1 (W)	5/3	15:01
Oct. 17	@ BUF	0-1	1/1	12:12
Oct. 19	@ CHI	0-0	2/0	16:51
Oct. 21	@ CBJ	0-0	1/0	16:43
Oct. 25	vs EDM	0-1	3/-1	16:38
Oct. 28	vs BOS	0-0	5/0	17:09
Oct. 30	@ LA	0-0	0/0	16:04
Oct. 31	@ ANA	1-1	1/3	17:47
Nov. 2	vs DET	0-0	2/0	16:13
Nov. 4	vs NSH	0-0	0/0	16:45
Nov. 6	vs PHX	0-1	3/1	13:59
Nov. 8	vs MIN	0-0	0/0	13:29
Nov. 12	vs COL	0-0	2/0	14:44
Nov. 15	vs TOR	0-1	0/1	17:07
Nov. 17	@ NYI	0-0	2/0	15:36
Nov. 19	@ NVR	2-0	3/1	18:12
Nov. 20	@ MIN	0-0	4/0	16:15
Nov. 22	@ PIT	0-0	2/-1	15:07
Nov. 24	vs DET	0-0	0/0	16:56
Nov. 27	vs CGY	0/0	1/-1	17:13
Nov. 29	@ CGY	0-0	2/0	15:42
Dec. 1	@ CBJ	0-0	1/-1	17:45
Dec. 4	@ DET	1-0	1/-1	17:51
Dec. 5	@ MIN	0-0	1/0	16:45
Dec. 7	@ COL	0-1	2/1	18:24
Dec. 9	@ NSH	1-0	1/1	16:01
Dec. 13	@ EDM	0-0	1/-3	14:45
Dec. 14	vs FLA	0-0	0/0	16:53
Dec. 17	vs EDM	0-0	2/1	16:27
Dec. 20	vs CHI	0-0	2/-1	15:21
Dec. 22	vs ANA	0-0	0/0	14:47
Dec. 23	@ SJ	0-0	3/-2	13:47
Dec. 26	vs EDM	0-0	2/0	15:44
Dec. 28	vs OTT	0-0	2/1	18:34
Dec. 30	vs PHI	0-1	1/0	17:43
Jan. 1	@ NSH	0-0	4/-1	16:42
Jan. 2	@ ATL	0-0	4/0	19:37
Jan. 4	vs DAL	0-0	1/0	16:35
Jan. 7	@ EDM	1-2	3/2	16:01
Jan. 9	vs STL	0-0	1/0	17:06
Jan. 10	vs SJ	0-0	1/-1	15:24
Jan. 13	vs NJ	1/0	3/-1	14:33
Jan. 15	vs PHX	0-0	2/0	13:48
Jan. 18	vs CBJ	0-1	4/-1	17:33
Jan. 20	@ SJ	0-0	2/-1	21:12
Jan. 28	vs NSH	1-0	4/1	18:24
Jan. 31	vs MIN	0-0	2/-1	17:17
Feb. 3	vs CAR	1-0 (W)	3/1	16:52
Feb. 7	vs CHI	0-0	0/1	18:02
Feb. 10	@ STL	1-0	2/0	18:31
Feb. 12	@ PHX	0-0	1/1	15:24
Feb. 13	@ DAL	0-0	3/0	17:36
Feb. 15	vs MTL	0-2	3/2	17:59
Feb. 17	@ CGY	0-1	8/-1	18:36
Feb. 19	@ OTT	1-2	2/3	17:48
Feb. 21	@ TOR	1-0	2/1	19:08
Feb. 24	@ MTL	0-0	2/0	8:58
Feb. 27	vs TB	0-0	2/0	18:11
Mar. 1	vs CBJ	1-0	2/0	18:35
Mar. 3	vs MIN	2-0	5/2	19:10
Mar. 7	vs SJ	0-0	3/1	16:46
Mar. 9	@ LA	1-0	2/1	19:20
Mar. 11	@ ANA	1-0	4/-1	21:24
Mar. 13	vs LA	1-0	1/1	17:06
Mar. 15	vs COL	1-1	4/2	20:01
Mar. 17	vs DAL	0-0	3/0	19:23
Mar. 19	vs STL	1-0 (W)	1/2	15:42
Mar. 21	@ PHX	1-0	3/0	17:35
Mar. 24	@ DAL	0-1	2/0	16:40
Mar. 26	@ STL	1-0	1/1	16:58
Mar. 27	@ COL	0-0	2/1	14:03
Mar. 29	@ CHI	1-2	1/3	12:09
Mar. 31	@ MIN	0-0	1/0	18:34
Apr. 2	vs ANA	1-1	2/2	21:40
Apr. 4	@ EDM	1-0	6/-1	16:33
Apr. 5	vs COL	0-0	3/0	18:22
Apr. 7	vs CGY	0-1	0/1	18:23
Apr. 9	vs LA	0-0	1/0	17:10
Apr. 11	@ COL	0-0	2/0	18:55

#38

PAVOL
DEMITRA

CAREER STATS

MOST GOALS IN A GAME 3

FOUR TIMES – LATEST NOV. 19/05 vs COL

MOST ASSISTS IN A GAME 4

TWICE – LATEST NOV. 22/05 at STL

MOST POINTS IN A GAME 5

TWICE – LATEST DEC. 20/00 at NYR: 3-2-5

CAREER HAT TRICKS 4

LATEST NOV. 19/05 vs COL

GAME-WINNING GOALS 59

LATEST OCT. 11/08 at CGY

POWER PLAY GOALS 89

LATEST MAR. 31/09 at MIN

SHORTHAND GOALS 10


LATEST DEC. 9/06 vs CHI

OVERTIME POINTS 9-18-27**SHOOTOUT RECORD** 13/30

6 GDG

PENALTY SHOT RECORD 0/2

LATEST FEB. 28/04 at VAN



REGULAR SEASON

PLAYOFFS

DEMITRA vs NHL

SEASON	CLUB	LEA	GP	G	A	PTS	PIM	GP	G	A	PTS	PIM	TEAM	GP	G	A	PTS	PIM
1991-92	Dubnica	Czech-2	28	13	10	23	12	–	–	–	–	–	Anaheim	43	11	19	30	18
1992-93	Dubnica	Czech-2	4	3	0	3	–	–	–	–	–	–	Atlanta	9	2	8	10	4
	Dukla Trencin	Czech	46	11	17	28	0	–	–	–	–	–	Boston	15	8	11	19	6
1993-94	Ottawa	NHL	12	1	1	2	4	–	–	–	–	–	Buffalo	17	6	10	16	6
	P.E.I. Senators	AHL	41	18	23	41	8	–	–	–	–	–	Calgary	47	18	20	38	16
1994-95	Ottawa	NHL	16	4	3	7	0	–	–	–	–	–	Carolina	19	6	13	19	4
	P.E.I. Senators	AHL	61	26	48	74	23	5	0	7	7	0	Chicago	47	24	29	53	14
1995-96	Ottawa	NHL	31	7	10	17	6	–	–	–	–	–	Colorado	45	16	32	48	20
	P.E.I. Senators	AHL	48	28	53	81	44	–	–	–	–	–	Columbus	32	9	26	35	18
1996-97	St. Louis	NHL	8	3	0	3	2	6	1	3	4	6	Dallas	46	20	29	49	22
	Dukla Trencin	Slovakia	1	1	1	2	–	–	–	–	–	–	Detroit	48	10	16	26	22
	Las Vegas	IHL	22	8	13	21	10	–	–	–	–	–	Edmonton	41	10	23	33	14
	Grand Rapids	IHL	42	20	30	50	24	–	–	–	–	–	Florida	18	14	7	21	2
1997-98	St. Louis	NHL	61	22	30	52	22	10	3	3	6	2	Los Angeles	38	15	20	35	16
1998-99	St. Louis	NHL	82	37	52	89	16	13	5	4	9	4	Minnesota	18	8	6	14	10
1999-00	St. Louis	NHL	71	28	47	75	8	–	–	–	–	–	Montreal	15	4	3	7	0
2000-01	St. Louis	NHL	44	20	25	45	16	15	2	4	6	2	Nashville	42	17	21	38	4
2001-02	St. Louis	NHL	82	35	43	78	46	10	4	7	11	6	New Jersey	13	4	1	5	0
	Slovakia	Olympics	2	1	2	3	2	–	–	–	–	–	NY Islanders	18	8	10	18	6
2002-03	St. Louis	NHL	78	36	57	93	32	7	2	4	6	2	NY Rangers	14	5	11	16	6
2003-04	St. Louis	NHL	68	23	35	58	18	5	1	0	1	4	Ottawa	10	7	6	13	0
2004-05	Dukla Trencin	Slovakia	54	28	54	82	39	12	4	13	17	14	Philadelphia	17	6	7	13	0
2005-06	Los Angeles	NHL	58	25	37	62	42	–	–	–	–	–	Phoenix	46	15	25	40	14
	Slovakia	Olympics	6	2	5	7	2	–	–	–	–	–	Pittsburgh	14	7	7	14	6
2006-07	Minnesota	NHL	71	25	39	64	28	5	1	3	4	0	San Jose	38	7	20	27	16
2007-08	Minnesota	NHL	68	15	39	54	24	6	1	2	3	2	St. Louis	15	11	10	21	8
2008-09	Vancouver	NHL	69	20	33	53	20	6	1	2	3	2	Tampa Bay	15	6	10	16	6
													Toronto	20	3	12	15	6
													Vancouver	42	17	32	49	8
													Washington	17	7	7	14	12
VANCOUVER TOTALS			69	20	33	53	20	6	1	2	3	2						
NHL TOTALS			819	301	451	752	284	83	21	32	53	30	Totals	819	301	451	752	284

NHL FIRSTS

First Game: Oct. 9/93 at STL
First Goal: Oct. 9/93 at STL
First Assist: Oct. 14/93 at FLA

STREAKS

Goals: 5 games Three times (latest Feb. 8-18/07: 5 goals)
Assists: 7 games Twice (latest Apr. 17-Oct. 18/06: 8 assists)
Points: 10 games Apr. 7-Oct. 25/01: 7-6-13

HONOURS

Mark Bavis Memorial Trophy (best newcomer on the Kings): 2005-06

NHL All-Star Game: 1998-99, 1997-98

NHL's Lady Byng Trophy for sportsmanship: 1999-00

ACQUIRED

Signed as a free agent by Vancouver on July 10, 2008.

PERSONAL

Pavol and his wife, Maria, have a son, Lucas and daughter, Zara...Trencin, Slovakia is his off-season home... Nicknames are "Pav" and "Demo"...Enjoys playing golf and tennis...Roger Federer is his favourite athlete...Former Argentine soccer player Diego Maradona is the one person he'd most like to meet...Marian Gabonik and Marian Hossa are close friends...Started playing hockey at the age of four, Pavol's father inspired his career.

CAREER HIGHLIGHTS

2008-09: Recorded 53 points (20-33-53) in 69 games played...Tied for the Canucks lead in shootout goals (3)...Recorded 12 multi-point games...Had four points (2-2-4) in four straight games from Mar. 31-Apr. 5/09...Notched his 300th career goal, Mar. 31/09 at MIN...Played his 800th career game, Mar. 3/09 vs MIN...Earned nine points in five straight games (2-7-9), Jan. 18-Feb. 10/09...Recorded 700th career point, Oct. 11/08 at CGY...**2007-08:** Finished fourth in Wild scoring with 54 points on the season...Went on a four-game scoring streak (0-6-6) from Mar. 28-Apr. 6/08...Recorded five points (1-4-5) in a four-game scoring streak (Jan. 11-18/08). **2006-07:** Scored 20-plus goals for the ninth consecutive NHL season...Collected four points (1-3-4) in five playoff games, ranking tied for first among Wild players...Tied for team lead with 64 points (25-39-64) in 71 games during his first season with Minnesota and 13th in NHL...Led team with 39 assists and ranked third in goals...His 26 power play points (9-17-26) ranked second on team...Tallied an assist in Wild's first six games (Oct. 5-18/07) for a total of eight points (1-7-8)...Reached 20-goal plateau for ninth straight season with two goals, Mar. 1 at EDM...Recorded 15 points (7-8-15) during a nine-game point streak (Jan. 30-Feb. 18), including goals in five consecutive games (Feb. 8-18/08) to tie the Wild record for longest goal streak. **2005-06:** Finished third on Los Angeles in scoring with 62 points (25-37-62)...Led team in plus/minus (+21), GWGs (7), SHGs (5), and TOI (21:04)...His five SHGs were a career-high and third-highest in the NHL...His seven short-handed points (5-2-7) were third in the League...Finished second on the club in goals (25) and third in assists (37)...Notched 14 points (3-11-14) in a five-game stretch (Nov. 13-22/05)...Tallied 50 points (20-30-50) in the first half of the season (41 games). **2003-04:** Finished his St. Louis career fifth on team's scoring list with 493 points (204-289-493)...Finished third in scoring for St. Louis with 58 points (23-35-58)...Was second in goals (23), fourth in assists (35), second in PPGs (8) and fourth in SOG (179)...Tallied 13 points (5-8-13) during a nine-game scoring streak (Nov. 6-28/03). **2002-03:** Notched six points (2-4-6) in seven playoff contests...Led the Blues in scoring for the fourth time in five seasons and finished sixth overall in the NHL with a career-high 93 points (36-57-93)...Led the Blues in goals (36), assists (57) and points (93)...His 57 assists tied for fourth in the NHL...Registered 30-plus goals for the second consecutive season and third time in his career...Tallied 15 points (7-8-15) during a nine-game scoring streak (Feb. 22-Mar. 13/03). **2001-02:** Led St. Louis in post-season scoring with 11 points (4-7-11) in 10 games...Posted three multi-point games during the post-season including one four-point game (1-3-4), Apr. 7/02 vs DET...Led St. Louis in scoring for the third time in four seasons and tied for seventh in the NHL in scoring with 78 points (35-43-78)...Led the NHL and tied a career high with 10 GWGs...Led the team in power play points with 29 (11-18-29). **2000-01:** Tallied six points (2-4-6) in career-high 15 playoff games. **1999-00:** Led St. Louis in scoring and finished sixth overall for 14th in the NHL with 75 points (28-47-75)...Led the team and ranked third in the NHL with a plus-34 rating. **1998-99:** Scored five goals and added four assists in 13 playoff contests...Led St. Louis in scoring and finished 10th in the NHL with 89 points (37-52-89), playing 82 games...Led the team and tied for eighth in the NHL with 14 PPGs...Finished with 29 power play points (14-15-29)...Had his first career five-point game (2-3-5), Nov. 10/98 vs CHI...Finished second in the NHL with 10 GWGs. **1997-98:** Recorded six points (3-3-6) in 10 playoff games...Finished the season with four SHGs (7-6th in NHL)...Tied for the club lead with six GWGs.

INTERNATIONAL

World Championships: 2007, 2005, 2004, 2003 (bronze), 1996
 World Cup of Hockey: 2004, 1996

Winter Olympics: 2006, 2002
 World Junior Championship: 1993
 (bronze - Czech Republic)

NHL MILESTONES

100th NHL Game: Dec. 31/97 vs DET
500th NHL Game: Nov. 16/03 at ANA
800th NHL Game: Mar. 3/09 vs MIN

100th NHL Point: Nov. 24/98 vs NSH
500th NHL Point: Jan. 19/04 at FLA
600th NHL Point: Dec. 16/06 at VAN
700th NHL Point: Oct. 11/08 at CGY

2008-09 GAME BY GAME

Oct. 9	vs CGY	0-0	0/0	17:11
Oct. 11	@ CGY	1-0 (W)	4/0	16:24
Oct. 13	@ WSH	0-0	0/-2	17:49
Oct. 16	@ DET	0-1	3/0	19:06
Oct. 17	@ BUF	0-0	0/-1	19:16
Oct. 19	@ CHI	1-0	2/1	11:25
Oct. 21	@ CBJ	INJ		
Oct. 25	vs EDM	INJ		
Oct. 28	vs BOS	INJ		
Oct. 30	@ LA	INJ		
Oct. 31	@ ANA	INJ		
Nov. 2	vs DET	INJ		
Nov. 4	vs NSH	INJ		
Nov. 6	vs PHX	INJ		
Nov. 8	vs MIN	INJ		
Nov. 12	vs COL	INJ		
Nov. 15	vs TOR	0-3	2/1	14:25
Nov. 17	@ NYI	1-0	3/1	21:08
Nov. 19	@ NYR	1-0	2/0	17:11
Nov. 20	@ MIN	1-1	5/-1	18:35
Nov. 22	@ PIT	2-0	4/3	19:13
Nov. 24	vs DET	0-1	3/0	22:22
Nov. 27	vs CGY	0-0	2/0	19:49
Nov. 29	@ CGY	0-0	3/-1	16:17
Dec. 1	@ CBJ	0-0	0/0	15:12
Dec. 4	@ DET	0-1	2/1	18:14
Dec. 5	@ MIN	0-0	3/0	18:54
Dec. 7	@ COL	0-1	4/-3	19:57
Dec. 9	@ NSH	1-0	4/1	15:55
Dec. 13	@ EDM	0-0	0/0	16:07
Dec. 14	vs FLA	2-0	3/0	17:51
Dec. 17	vs EDM	0-0	1/-1	16:42
Dec. 20	vs CHI	0-0	2/-1	18:20
Dec. 22	vs ANA	0-0	2/0	17:25
Dec. 23	@ SJ	0-0	1/0	18:48
Dec. 26	vs EDM	0-0	0/0	19:21
Dec. 28	vs OTT	1-1	4-3	16:55
Dec. 30	vs PHI	0-0	3/0	19:44
Jan. 1	@ NSH	0-0	5/1	18:10
Jan. 2	@ ATL	0-2	0/0	20:24
Jan. 4	vs DAL	0-0	4/-1	21:37
Jan. 7	@ EDM	1-0	3/1	17:43
Jan. 9	vs STL	0-0	1/0	15:27
Jan. 10	vs SJ	0-0	1/-1	16:21
Jan. 13	vs NJ	1-0	3/1	15:57
Jan. 15	vs PHX	0-0	1/-1	17:49
Jan. 18	vs CBJ	0-1	0/1	10:44
Jan. 20	@ SJ	INJ		
Jan. 28	vs NSH	INJ		
Jan. 31	vs MIN	INJ		
Feb. 3	vs CAR	0-2	2/2	16:26
Feb. 7	vs CHI	0-2	1/0	17:17
Feb. 10	@ STL	1-2	2/1	19:54
Feb. 12	@ PHX	1-0	3/0	18:57
Feb. 13	@ DAL	0-0	0/0	17:01
Feb. 15	vs MTL	0-1	1/2	17:46
Feb. 17	@ CGY	0-0	3/0	19:45
Feb. 19	@ OTT	1-0	1/1	15:18
Feb. 21	@ TOR	0-1	4/-1	21:38
Feb. 24	@ MTL	0-0	2/-2	17:34
Feb. 27	vs TB	0-2	0/1	18:29
Mar. 1	vs CBJ	0-0	2/1	17:43
Mar. 3	vs MIN	1-0	3/1	19:32
Mar. 7	vs SJ	0-1	0/1	19:19
Mar. 9	@ LA	0-0	1/-1	18:03
Mar. 11	@ ANA	0-2	1/2	19:36
Mar. 13	vs LA	0-1	1/0	17:02
Mar. 15	vs COL	0-1	1/-1	16:18
Mar. 17	vs DAL	0-1	3/1	13:46
Mar. 19	vs STL	0-0	0/0	15:01
Mar. 21	@ PHX	0-0	5/-1	15:42
Mar. 24	@ DAL	0-2	2/0	17:00
Mar. 26	@ STL	0-0	2/-1	15:00
Mar. 27	@ COL	1-1	3/1	16:32
Mar. 29	@ CHI	0-0	5/0	17:05
Mar. 31	@ MIN	1-0	2/-1	16:51
Apr. 2	vs ANA	0-1	3/-1	18:14
Apr. 4	@ EDM	0-1	3/-2	17:41
Apr. 5	vs COL	1-0	3/0	14:07
Apr. 7	vs CGY	0-0	2/1	15:28
Apr. 9	vs LA	0-0	0/0	15:50
Apr. 11	@ COL	0-0	1/0	16:18

#23

ALEX
EDLER

CAREER STATS

MOST GOALS IN A GAME 2

FEB. 14/08 vs MIN

MOST ASSISTS IN A GAME 3

FEB. 7/09 vs CHI

MOST POINTS IN A GAME 4

FEB. 7/09 vs CHI: 1-3-4

CAREER HAT TRICKS 0

GAME-WINNING GOALS 1

DEC. 9/09 at NSH

POWER PLAY GOALS 9

LATEST MAR. 15/09 vs COL


SHORTHANDED GOALS 0

OVERTIME POINTS 0-2-2

SHOOTOUT RECORD 2/9

2 GDG

PENALTY SHOT RECORD 0/0



REGULAR SEASON

PLAYOFFS

EDLER vs NHL

SEASON	CLUB	LEA	GP	G	A	PTS	PIM	GP	G	A	PTS	PIM	TEAM	GP	G	A	PTS	PIM
2003.04	Jamtland	SWE	24	3	6	9	20	-	-	-	-	-	Anaheim	10	1	1	2	2
2004.05	MoDo Jr.	SWE	33	8	15	23	40	5	1	0	1	6	Atlanta	3	0	0	0	0
2005.06	Kelowna	WHL	62	13	40	53	44	12	3	5	8	12	Boston	1	0	0	0	0
2006.07	Vancouver	NHL	22	1	2	3	6	3	0	0	0	2	Buffalo	2	0	0	0	0
	Manitoba	AHL	49	5	21	26	28	8	0	0	0	2	Calgary	15	0	7	7	8
2007.08	Vancouver	NHL	75	8	12	20	42	-	-	-	-	-	Carolina	2	0	0	0	0
	Manitoba		2	0	1	1	0	-	-	-	-	-	Chicago	9	1	3	4	4
2008.09	Vancouver	NHL	80	10	27	37	54	10	1	7	8	6	Colorado	18	2	2	4	16
													Columbus	9	0	3	3	6
VANCOUVER/NHL TOTALS			177	19	41	60	102	13	1	7	8	8	Dallas	9	0	2	2	4
													Detroit	8	1	3	4	4
													Edmonton	14	1	5	6	10
													Florida	2	0	1	1	2
													Los Angeles	7	1	2	3	6
													Minnesota	15	3	6	9	8
													Montreal	3	1	0	1	2
													Nashville	9	3	2	5	4
													New Jersey	2	0	0	0	0
													NY Islanders	1	0	0	0	0
													NY Rangers	2	0	0	0	0
													Ottawa	2	1	0	1	8
													Philadelphia	1	0	0	0	0
													Phoenix	10	0	3	3	4
													Pittsburgh	2	0	0	0	4
													St. Louis	8	0	1	1	4
													San Jose	7	1	0	1	2
													Tampa Bay	2	2	0	2	0
													Toronto	2	0	0	0	2
													Washington	2	1	0	1	2
													Totals	177	19	41	60	102

NHL FIRSTS

First Game: Nov. 4/06 at COL
First Goal: Nov. 30/06 vs ANA
First Assist: Nov. 6/06 vs DAL

STREAKS

Assists: 3 games Feb. 7-12/09: 5 assists
Points: 3 games Twice (latest Feb. 7-12/09: 1-5-6)

HONOURS

NHL Young Stars Game: 2008

ACQUIRED

Vancouver's 2nd choice, 91st overall in 2004 NHL Entry Draft.

PERSONAL

Alex was a fan of Peter Forsberg and Nicklas Lidstrom growing up...His fondest hockey memory was his first NHL game and the 2005 World Juniors...Hobbies outside of hockey include playing soccer, tennis and fishing...Nicholas Cage is his favourite actor...Enjoys home cooked meals.

CAREER HIGHLIGHTS

2008.09: Recorded eight points (1-7-8) in 10 playoff games, leading Canucks defencemen in post season scoring and finishing tied for 13th among NHL defencemen for most points in the 2009 Playoffs...Played in 80 games, recording 37 points (10-27-37) and 54 penalty minutes...Set new career highs for most goals (10), assists (27) and points (37) in a season...Averaged 21:07 time on ice per game, ranking fourth on the team...Recorded five multi-point games...Notched three points (0-3-3) in two straight games, Apr. 7-9/09...Scored six points (1-5-6) in three consecutive games, Feb. 7-12/09...Established a single game career high with four points (1-3-4), Feb. 7/09 vs CHI...Notched first career game-winning goal, Dec. 9/08 at NSH. **2007.08:** Recorded 20 points (8-12-20)...Led all Vancouver defencemen with 75 games played...Finished the season tied for 24th in the League in scoring among rookies, tied for 4th in rookie power play goals (4), tied for 5th in rookie shootout deciding goals (2), 8th in rookie shots (75) and 21st in rookie shooting percentage (6.5%)...Had a career-high, three-point game (2-1-3), Feb. 14 vs MIN...Logged a season-high 28:53 minutes of time on ice, Feb. 5 at DAL...Scored his second game-winning shootout goal in four games, Jan. 13 at STL...Scored the game-winning shootout goal, named third star, Jan. 8/08 vs NYL...Scored first goal of the season and added an assist, Nov. 20 at EDM...Collected first assist of the season, Oct. 24 at DET...Re-called by Vancouver, Oct. 15. **2006.07:** Made three post season starts in the 2007 Playoffs.

INTERNATIONAL

World Junior Championships: 2006

NHL MILESTONES

100th NHL Game: Oct. 13/08 at WSH

2008.09 GAME BY GAME

Oct. 9	vs CGY	0-0	1/2	20:26
Oct. 11	@ CGY	0-1	2/2	28:11
Oct. 13	@ WSH	1-0	2/1	21:17
Oct. 16	@ DET	0-1	2/2	27:13
Oct. 17	@ BUF	0-0	0/1	22:31
Oct. 19	@ CHI	0-0	1/0	25:35
Oct. 21	@ CBJ	0-0	2/-2	24:39
Oct. 25	vs EDM	0-1	1/-1	18:19
Oct. 28	vs BOS	0-0	2/0	16:20
Oct. 30	@ LA	0-1	3/1	23:09
Oct. 31	@ ANA	0-0	2/0	21:18
Nov. 2	vs DET	0-0	3/0	25:35
Nov. 4	vs NSH	0-0	2/0	19:36
Nov. 6	vs PHX	0-0	4/0	18:14
Nov. 8	vs MIN	0-0	2/0	20:08
Nov. 12	vs COL	0-0	0/0	19:38
Nov. 15	vs TOR	INJ		
Nov. 17	@ NYI	INJ		
Nov. 19	@ NVR	0-0	5/1	24:48
Nov. 20	@ MIN	0-1	1/-1	25:37
Nov. 22	@ PIT	0-0	2/-1	19:36
Nov. 24	vs DET	0-0	0/-1	22:10
Nov. 27	vs CGY	0-1	2/0	18:09
Nov. 29	@ CGY	0-0	1/-1	18:29
Dec. 1	@ CBJ	0-2	3/0	19:04
Dec. 4	@ DET	0-1	0/0	16:12
Dec. 5	@ MIN	0-0	2/0	18:35
Dec. 7	@ COL	0-0	3/0	23:07
Dec. 9	@ NSH	1-0 (W)	4/0	23:37
Dec. 13	@ EDM	0-0	2/0	23:21
Dec. 14	vs FLA	0-1	2/1	21:04
Dec. 17	vs EDM	0-1	3/0	23:50
Dec. 20	vs CHI	0-0	2/-1	20:51
Dec. 22	vs ANA	0-0	4/0	22:17
Dec. 23	@ SJ	0-0	1/0	21:20
Dec. 26	vs EDM	0-2	1/-1	22:26
Dec. 28	vs OTT	1-0	2/3	16:24
Dec. 30	vs PHI	0-0	0/-2	21:40
Jan. 1	@ NSH	0-1	1/0	23:17
Jan. 2	@ ATL	0-0	3/0	23:58
Jan. 4	vs DAL	0-0	2/0	21:21
Jan. 7	@ EDM	0-0	1/2	24:26
Jan. 9	vs STL	0-0	1/-1	25:34
Jan. 10	vs SJ	0-0	1/-1	22:53
Jan. 13	vs NJ	0-0	5/2	22:07
Jan. 15	vs PHX	0-0	4/1	22:03
Jan. 18	vs CBJ	0-1	1/-1	24:07
Jan. 20	@ SJ	0-0	0/1	17:04
Jan. 28	vs NSH	0-0	0/0	20:38
Jan. 31	vs MIN	1-1	3/1	23:10
Feb. 3	vs CAR	0-0	1/1	18:21
Feb. 7	vs CHI	1-3	2/0	17:25
Feb. 10	@ STL	0-1	4/0	22:29
Feb. 12	@ PHX	0-1	1/0	19:04
Feb. 13	@ DAL	0-0	2/0	21:17
Feb. 15	vs MTL	1-0	3/1	19:56
Feb. 17	@ CGY	0-1	1/0	21:41
Feb. 19	@ OTT	0-0	1/-1	23:20
Feb. 21	@ TOR	0-0	0/0	24:56
Feb. 24	@ MTL	0-0	6/-1	19:48
Feb. 27	vs TB	1-0	4/-1	24:23
Mar. 1	vs CBJ	0-0	4/0	24:13
Mar. 3	vs MIN	0-0	1/0	19:51
Mar. 7	vs SJ	1-0	1/1	19:14
Mar. 9	@ LA	0-0	0/1	19:42
Mar. 11	@ ANA	0-0	2/0	18:40
Mar. 13	vs LA	0-0	2/1	19:58
Mar. 15	vs COL	1-0	1/0	17:27
Mar. 17	vs DAL	0-0	0/0	13:49
Mar. 19	vs STL	0-0	0/0	19:55
Mar. 21	@ PHX	0-1	3/0	16:16
Mar. 24	@ DAL	0-0	0/1	22:10
Mar. 26	@ STL	0-0	2/-1	20:11
Mar. 27	@ COL	1-0	4/2	18:41
Mar. 29	@ CHI	0-0	0/1	19:24
Mar. 31	@ MIN	0-1	2/0	20:51
Apr. 2	vs ANA	0-0	0/0	23:11
Apr. 4	@ EDM	0-0	1/-1	20:30
Apr. 5	vs COL	0-0	0/0	14:43
Apr. 7	vs CGY	0-2	1/2	20:03
Apr. 9	vs LA	0-1	0/0	18:49
Apr. 11	@ COL	0-0	5/0	24:54

#5

CHRISTIAN
EHRHOFF

CAREER STATS

MOST GOALS IN A GAME 1

SEVERAL TIMES – LATEST MAR. 10/09 at MIN

MOST ASSISTS IN A GAME 3

MAR. 27/07 vs LA

MOST POINTS IN A GAME 3

MAR. 27/07 vs LA: 0-3-3

CAREER HAT TRICKS 0

GAME-WINNING GOALS 8

LATEST MAR. 10/09 at MIN

POWER PLAY GOALS 14


LATEST FEB. 25/09 at DET

SHORTHANDED GOALS 0

OVERTIME POINTS 3-0-3

SHOOTOUT RECORD 0/0

PENALTY SHOT RECORD 0/1



REGULAR SEASON

PLAYOFFS

EHRHOFF vs NHL

SEASON	CLUB	LEA	GP	G	A	PTS	PIM	GP	G	A	PTS	PIM
1999.00	Krefeld	Germany	9	1	0	1	6	3	0	0	0	0
2000.01	Krefeld	Germany	58	3	11	14	73	–	–	–	–	–
2001.02	Krefeld	Germany	46	7	17	24	81	3	0	0	0	0
	Germany	WJC, Div. I	5	3	7	10	10	–	–	–	–	–
	Germany	Olympics	7	0	0	0	8	–	–	–	–	–
2002.03	Krefeld	Germany	48	10	17	27	54	14	3	6	9	24
	Germany	World Champ.	7	0	0	0	8	–	–	–	–	–
2003.04	San Jose	NHL	41	1	11	12	14	–	–	–	–	–
	Cleveland	AHL	27	4	10	14	43	9	2	6	8	11
	Germany	World Cup	4	0	0	0	2	–	–	–	–	–
2004.05	Cleveland	AHL	79	12	23	35	103	–	–	–	–	–
	Germany	World Champ.	6	0	1	1	4	–	–	–	–	–
2005.06	San Jose	NHL	64	5	18	23	32	11	2	6	8	18
	Germany	Olympics	5	1	1	2	4	–	–	–	–	–
2006.07	San Jose	NHL	82	10	23	33	63	11	0	2	2	6
2007.08	San Jose	NHL	77	1	21	22	72	10	0	5	5	14
2008.09	San Jose	NHL	77	8	34	42	63	6	0	0	0	2
NHL TOTALS			341	25	107	132	244	38	2	13	15	40

TEAM	GP	G	A	PTS	PIM
Anaheim	30	3	8	11	22
Atlanta	4	0	1	1	2
Boston	2	0	2	2	0
Buffalo	4	0	1	1	6
Carolina	3	0	1	1	2
Calgary	18	1	5	6	10
Chicago	17	3	7	10	8
Columbus	17	3	7	10	17
Colorado	19	0	5	5	8
Dallas	28	0	9	9	18
Detroit	17	4	7	11	24
Edmonton	17	0	4	4	12
Florida	4	1	2	3	2
Los Angeles	25	2	7	9	18
Minnesota	18	1	6	7	12
Montreal	4	0	2	2	4
New Jersey	3	0	2	2	2
NY Islanders	3	1	1	2	11
NY Rangers	4	0	0	0	0
Nashville	19	1	6	7	12
Ottawa	3	0	0	0	4
Philadelphia	4	1	2	3	4
Phoenix	28	2	9	11	20
Pittsburgh	5	0	2	2	4
St. Louis	18	0	4	4	10
Tampa Bay	3	0	1	1	4
Toronto	4	0	1	1	0
Vancouver	17	2	5	7	6
Washington	3	0	0	0	2
Totals	341	25	107	132	244

DEFENCE

SHOOTS LEFT

6'2"

200 LBS

MOERS, GERMANY

JUL. 6, 1982

NHL FIRSTS

First Game: Oct. 9/03 at EDM**First Goal:** Nov. 26/03 vs CHI**First Assist:** Nov. 15/03 vs TOR

STREAKS

Assists: 5 games Two times (latest Oct. 18-28/08: 1-5-6)**Points:** 5 games Two times (latest Oct. 18-28/08: 1-5-6)

HONOURS

NHL YoungStars Game: 2004

ACQUIRED

Acquired by Vancouver from San Jose with Brad Lukowich in exchange for Daniel Rahimi and Patrick White, August 28, 2009.

PERSONAL

Began playing hockey at the age of six...His father successfully battled Hodgkin's Disease and is his idol...Enjoys golf and movies...If he wasn't in hockey he'd be working with cars...was the youngest player to participate in the 2002 Olympic Winter Games.

CAREER HIGHLIGHTS

2008.09: Led the team in average time on ice per game in the postseason (24:47)...Finished the season with new career assist and points highs; tied for 23rd among NHL defencemen in points (8-34-42)...Had third multi-point game of the season (1-1-2), Jan. 17/09 vs DET...Tied a career-high with a five-game point/assist streak (1-5-6), Oct. 18-28/08. **2007.08:** Had two multi-point games in the playoffs...Led the team in blocked shots (108)...Logged a career high 29:30 of time on ice, Feb. 2/08 vs CHI. **2006.07:** Second among Sharks defencemen in points (33)...Career-high in goals (10)...Set a single-game career points and assists high recording three assists, Mar. 27/07 vs LA. **2005.06:** Scored the game-winner in Game One of the Western Conference Semi-Finals, May 7/06 vs EDM...Notched three assists in Game Three of the Western Conference Quarter-Finals, Apr. 25/06 vs NSH...Tied a San Jose franchise high with 10 shots on net, Mar. 11/06 NSH...Recorded two points in five games for Germany at the Winter Olympics. **2004.05:** Named to the 2005 Dodge AHL All-Star team...Led team and all AHL defencemen in shots on goal (237)...Led Cleveland defencemen in goals, assists, points and power play goals (seven). **2003.04:** Played for NHL YoungStars West team at NHL All-Star Weekend...Selected by San Jose in the 2001 NHL Entry Draft (4th round, 106th overall).

INTERNATIONAL

Olympics: 2006, 2002

World Championships: 2005, 2003

World Cup: 2004

NHL MILESTONES

100th NHL Game: Apr. 9/06 vs DAL**300th NHL Game:** Dec. 31/08 at MIN**100th NHL Point:** Nov. 2/08 at COL**300th NHL Assist:** Mar. 25/09 at CHI

2008.09 GAME BY GAME

Oct. 9	vs ANA	1-0	3/0	18:29
Oct. 11	vs LA	0-0	5/1	22:36
Oct. 12	@ LA	0-1	1/1	19:40
Oct. 14	vs CBJ	0-1	0/1	19:15
Oct. 17	@ ANA	0-0	0/1	20:00
Oct. 18	vs PHI	1-1	6/2	22:16
Oct. 22	@ PHI	0-1	3/1	18:40
Oct. 24	@ FLA	0-1	4/-1	20:44
Oct. 25	@ TB	0-1	4/1	20:28
Oct. 28	vs PIT	0-1	2/1	23:24
Oct. 30	vs DET	0-0	0/1	20:47
Nov. 2	@ COL	0-1	1/1	20:05
Nov. 4	vs MIN	0-0	3/0	20:40
Nov. 6	vs STL	0-1	3/-2	20:59
Nov. 8	vs DAL	0-0	1/0	17:24
Nov. 9	@ PHX	0-1	3/-1	20:07
Nov. 11	vs NSH	0-0	3/-1	24:53
Nov. 13	vs CGY	0-2	1/2	19:00
Nov. 16	@ CHI	0-1	0/0	21:02
Nov. 17	@ NSH	0-1	2/0	21:35
Nov. 22	vs WSH	0-0	1/-1	18:56
Nov. 26	vs CHI	0-0	1/0	18:38
Nov. 28	@ DAL	0-0	0/0	20:36
Nov. 29	@ PHX	0-0	1/0	20:18
Dec. 2	vs TOR	0-0	1/1	20:47
Dec. 4	vs CBJ	0-0	1/0	22:45
Dec. 6	vs EDM	0-0	2/0	20:25
Dec. 11	vs ANA	0-0	3/1	19:15
Dec. 13	vs STL	0-0	2/1	22:45
Dec. 15	@ LA	0-1	3/-1	23:01
Dec. 17	@ CBJ	0-0	4/0	22:14
Dec. 18	@ DET	0-0	0/-3	18:48
Dec. 20	vs NYR	0-0	1/-2	20:54
Dec. 23	vs VAN	0-0	3/1	22:49
Dec. 27	@ STL	0-0	0/-1	23:52
Dec. 29	@ DAL	DND		
Dec. 31	@ MIN	0-0	2/-1	17:57
Jan. 3	vs NYI	0-1	4/-1	14:52
Jan. 6	@ CGY	0-0	2/-3	19:12
Jan. 9	@ EDM	0-0	1/1	19:30
Jan. 10	@ VAN	0-0	1/1	16:41
Jan. 13	vs TB	0-0	2/-1	18:55
Jan. 15	vs CGY	0-0	3/-1	23:35
Jan. 17	vs DET	1-1	4/-1	19:13
Jan. 20	vs VAN	0-0	1/0	19:59
Jan. 27	@ COL	0-1	2/1	22:50
Jan. 29	vs PHX	1-0 (W)	3/0	25:31
Jan. 31	vs CHI	1-0	5/-2	24:02
Feb. 5	vs CAR	0-0	2/0	26:49
Feb. 7	@ CBJ	1-1	5/-1	20:28
Feb. 10	@ BOS	0-1	2/1	16:21
Feb. 11	@ PIT	0-0	5/0	20:23
Feb. 13	@ BUF	0-0	2/-1	23:39
Feb. 15	@ NJ	0-2	3/0	25:05
Feb. 17	vs EDM	0-0	4/2	20:30
Feb. 19	vs LA	0-0	1/0	22:29
Feb. 21	vs ATL	0-0	3/0	19:23
Feb. 23	@ DAL	0-1	0/1	19:01
Feb. 25	@ DET	1-0	5/-1	20:01
Feb. 26	@ OTT	0-0	2/0	19:20
Feb. 28	@ MTL	0-1	3/0	18:20
Mar. 3	vs DAL	0-1	0/-1	19:29
Mar. 5	vs MIN	0-0	3/-1	23:18
Mar. 7	@ VAN	DND		
Mar. 10	@ MIN	1-1 (W)	2/2	23:11
Mar. 12	@ STL	0-1	1/-2	25:13
Mar. 14	vs LA	DND		
Mar. 15	@ ANA	DND		
Mar. 17	@ PHX	DND		
Mar. 19	vs NSH	0-0	3/-1	22:52
Mar. 21	vs DAL	0-0	0/-1	27:06
Mar. 22	vs COL	0-0	3/1	23:41
Mar. 25	@ CHI	0-1	2/-1	25:48
Mar. 26	@ NSH	0-1	2/0	19:15
Mar. 28	vs PHX	0-1	1/0	24:50
Mar. 30	@ CGY	0-0	1/0	24:17
Apr. 2	@ EDM	0-1	0/0	20:42
Apr. 4	vs ANA	0-1	2/-2	20:31
Apr. 5	@ ANA	0-2	0/0	24:23
Apr. 7	vs COL	0-0	3/0	22:44
Apr. 9	vs PHX	0-0	4/1	23:52
Apr. 11	vs LA	0-1	3/0	21:41

#36

JANNIK HANSEN

CAREER STATS

MOST GOALS IN A GAME **2**

OCT. 25/08 vs EDM

MOST ASSISTS IN A GAME **2**

TWICE – LATEST NOV. 19/08 vs NYR

MOST POINTS IN A GAME **2**

TWICE – LATEST NOV. 19/08 vs NYR: 0-2-2

CAREER HAT TRICKS **0**
GAME-WINNING GOALS **1**

FEB. 10/09 at STL

POWER PLAY GOALS **0**
SHORTHANDED GOALS **0**
OVERTIME POINTS **0-0-0**
SHOOTOUT RECORD **0/0**
PENALTY SHOT RECORD **0/0**


REGULAR SEASON

PLAYOFFS

HANSEN vs NHL

SEASON	CLUB	LEA	GP	G	A	PTS	PIM	GP	G	A	PTS	PIM	TEAM	GP	G	A	PTS	PIM
2003.04	Rodovre	DEN	35	12	7	19	48	–	–	–	–	–	Anaheim	2	0	2	2	2
2004.05	Rodovre	DEN	32	17	17	34	40	5	3	1	4	24	Atlanta	1	0	0	0	0
	Denmark	WC-A	4	0	0	0	2	–	–	–	–	–	Boston	1	0	0	0	0
2005.06	Portland	WHL	62	24	40	64	67	12	7	6	13	16	Buffalo	1	0	0	0	0
	Denmark	WC-A	6	2	0	2	4	–	–	–	–	–	Calgary	6	0	3	3	6
2006.07	Vancouver	NHL	–	–	–	–	–	10	0	1	1	4	Carolina	1	0	0	0	0
	Manitoba	AHL	72	12	22	34	38	–	–	–	–	–	Chicago	3	0	1	1	0
2007.08	Vancouver	NHL	5	0	0	0	2	–	–	–	–	–	Colorado	6	0	1	1	2
	Manitoba	AHL	50	21	22	43	22	6	2	2	4	0	Columbus	3	0	1	1	2
	Denmark	WC-A	6	2	2	4	2	–	–	–	–	–	Dallas	2	0	0	0	0
2008.09	Vancouver	NHL	55	6	15	21	37	2	0	0	0	0	Detroit	3	1	0	1	0
	Manitoba	AHL	2	1	0	1	2	–	–	–	–	–	Edmonton	5	3	1	4	0
													Florida	1	0	0	0	0
													Los Angeles	1	0	1	1	0
													Minnesota	3	0	1	1	0
													Montreal	1	0	1	1	0
													Nashville	4	0	0	0	0
													NY Islanders	1	0	0	0	0
													NY Rangers	1	0	2	2	0
													Ottawa	2	0	0	0	0
													Philadelphia	1	0	0	0	0
													Phoenix	2	0	0	0	4
													Pittsburgh	1	0	0	0	15
													San Jose	3	0	0	0	0
													St. Louis	3	2	0	2	4
													Toronto	1	0	1	1	4
													Washington	1	0	0	0	0
VANCOUVER/NHL TOTALS			60	6	15	21	39	12	0	1	1	4	Totals	60	6	15	21	39

NHL FIRSTS

First Game: Apr. 13/07 vs DAL

First Goal: Oct. 16/08 at DET

First Assist: Apr. 15/07 at DAL

ACQUIRED

Vancouver's 7th choice, 287th overall in the 2004 NHL Entry Draft.

PERSONAL

Jannik is a soccer fan and roots for the Danish National Team...He enjoys travelling and lists Thailand as one of his favourite destinations...His most memorable hockey achievement is playing in his first NHL game.

CAREER HIGHLIGHTS

2008.09: Finished the season with 21 points (6-15-21) and 37 penalty minutes in 55 games with the Canucks...Tied for 25th in points (21) among all rookies in the NHL...Recorded four multi-point games...Registered his first career game-winning goal, Feb. 10/09 at STL...Recorded his first two-goal game Oct. 25/08 vs EDM...Scored his first career goal, Oct.16.08 at DET. **2007.08:** Appeared in six playoff games for the Manitoba Moose recording four points (2-2-4). **2006.07:** Made his NHL debut during playoffs against Dallas appearing in 10 games recording one point (0-1-1) and four penalty minutes. **2005.06:** Recorded 13 points (7-6-13) in 12 playoff games for Portland of the WHL.

INTERNATIONAL

World Championships: 2008, 2006, 2005

World Junior Championships: 2006 (Div 1), 2005 (Div 1), 2004 (Div 1)

2008.09 GAME BY GAME

Oct. 9	vs CGY	0-0	1/2	11:27
Oct. 11	@ CGY	0-1	2/0	13:04
Oct. 13	@ WSH	0-0	0/0	14:11
Oct. 16	@ DET	1-0	3/2	12:51
Oct. 17	@ BUF	0-1	3/-2	12:43
Oct. 19	@ CHI	0-0	2/-2	17:32
Oct. 21	@ CBJ	0-0	0/0	17:57
Oct. 25	vs EDM	2-0	4/1	12:57
Oct. 28	vs BOS	0-0	0/0	15:17
Oct. 30	@ LA	0-1	0/1	13:25
Oct. 31	@ ANA	0-2	1/2	12:08
Nov. 2	vs DET	DND		
Nov. 4	vs NSH	DND		
Nov. 6	vs PHX	DND		
Nov. 8	vs MIN	DND		
Nov. 12	vs COL	0-0	0/0	11:38
Nov. 15	vs TOR	0-1	1/1	12:53
Nov. 17	@ NYI	0-0	2/0	13:12
Nov. 19	@ NYR	0-2	0/2	12:33
Nov. 20	@ MIN	0-0	0/0	18:05
Nov. 22	@ PIT	0-0	0/0	00:25
Nov. 24	vs DET	0-0	1/0	16:18
Nov. 27	vs CGY	0-1	4/0	18:50
Nov. 29	@ CGY	0-1	1/1	14:38
Dec. 1	@ CBJ	0-0	0/-1	14:50
Dec. 4	@ DET	0-0	2/0	16:03
Dec. 5	@ MIN	0-1	1/1	8:52
Dec. 7	@ COL	0-1	0/-1	10:06
Dec. 9	@ NSH	0-0	0/0	9:43
Dec. 13	@ EDM	0-0	1/0	12:45
Dec. 14	vs FLA	0-0	4/-1	15:29
Dec. 17	vs EDM	1-1	2/2	12:41
Dec. 20	vs CHI	0-1	1/1	14:12
Dec. 22	vs ANA	0-0	1/1	11:54
Dec. 23	@ SJ	0-0	1/-2	9:58
Dec. 26	vs EDM	0-0	0/0	10:56
Dec. 28	vs OTT	0-0	0/0	16:07
Dec. 30	vs PHI	0-0	1/-2	13:59
Jan. 1	@ NSH	0-0	1/0	14:11
Jan. 2	@ ATL	0-0	2/0	15:53
Jan. 4	vs DAL	0-0	3/0	15:36
Jan. 7	@ EDM	MIN		
Jan. 9	vs STL	1-0	1/1	11:21
Jan. 10	vs SJ	0-0	1/0	7:16
Jan. 13	vs NJ	DND		
Jan. 15	vs PHX	0-0	3/-1	19:15
Jan. 18	vs CBJ	0-1	2/1	15:15
Jan. 20	@ SJ	0-0	0/1	14:14
Jan. 28	vs NSH	0-0	0/1	9:05
Jan. 31	vs MIN	0-0	1/0	12:33
Feb. 3	vs CAR	0-0	1/0	7:46
Feb. 7	vs CHI	0-0	0/0	7:50
Feb. 10	@ STL	1-0 (W)	1/2	8:56
Feb. 12	@ PHX	0-0	1/-1	8:23
Feb. 13	@ DAL	0-0	1/0	9:48
Feb. 15	vs MTL	0-1	1/1	9:06
Feb. 17	@ CGY	0-0	2/-1	10:27
Feb. 19	@ OTT	0-0	2/0	11:14
Feb. 21	@ TOR	INI		
Feb. 24	@ MTL	INI		
Feb. 27	vs TB	INI		
Mar. 1	vs CBJ	INI		
Mar. 3	vs MIN	INI		
Mar. 7	vs SJ	INI		
Mar. 9	@ LA	INI		
Mar. 11	@ ANA	INI		
Mar. 13	vs LA	INI		
Mar. 15	vs COL	INI		
Mar. 17	vs DAL	DND		
Mar. 19	vs STL	DND		
Mar. 21	@ PHX	DND		
Mar. 24	@ DAL	DND		
Mar. 26	@ STL	0-0	0/0	8:02
Mar. 27	@ COL	0-0	2/0	10:10
Mar. 29	@ CHI	DND		
Mar. 31	@ MIN	DND		
Apr. 2	vs ANA	DND		
Apr. 4	@ EDM	DND		
Apr. 5	vs COL	0-0	0/-2	12:23

#24

DARCY HORDICHUK

CAREER STATS

MOST GOALS IN A GAME 1

SEVERAL TIMES – LATEST JAN. 4/09 vs DAL

MOST ASSISTS IN A GAME 2

DEC. 27/05 at CGY

MOST POINTS IN A GAME 2

TWICE – LATEST DEC. 27/05 at CGY

CAREER HAT TRICKS 0

GAME-WINNING GOALS 3


LATEST JAN. 8/08 at LA

POWER PLAY GOALS 0

SHORTHANDED GOALS 0

OVERTIME POINTS 0

SHOOTOUT RECORD 0/0

PENALTY SHOT RECORD 0/0


REGULAR SEASON

PLAYOFFS

HORDICHUK vs NHL

SEASON	CLUB	LEA	GP	G	A	PTS	PIM	GP	G	A	PTS	PIM	TEAM	GP	G	A	PTS	PIM
1996.97	Yorkton	SMHL	57	6	15	21	230	–	–	–	–	–	Anaheim	18	0	0	0	51
	Calgary	WHL	3	0	0	0	2	–	–	–	–	–	Atlanta	7	1	0	1	11
1997.98	Dauphin	MJHL	58	12	21	33	279	–	–	–	–	–	Boston	7	1	0	1	15
1998.99	Saskatoon	WHL	66	3	2	5	246	–	–	–	–	–	Buffalo	8	0	0	0	17
1999.00	Saskatoon	WHL	63	6	8	14	269	11	4	2	6	43	Calgary	16	2	2	4	33
2000.01	Atlanta	NHL	11	0	0	0	38	–	–	–	–	–	Carolina	9	1	0	1	24
	Orlando	IHL	69	7	3	10	369	16	3	3	6	41	Chicago	23	0	2	2	42
2001.02	Atlanta	NHL	33	1	1	2	127	–	–	–	–	–	Colorado	12	2	0	2	12
	Phoenix	NHL	1	0	0	0	14	–	–	–	–	–	Columbus	24	2	2	4	43
	Chicago	AHL	34	5	4	9	127	–	–	–	–	–	Dallas	17	1	1	2	22
2002.03	Phoenix	NHL	25	0	0	0	82	–	–	–	–	–	Detroit	13	0	0	0	11
	Florida	NHL	3	0	0	0	15	–	–	–	–	–	Edmonton	19	0	0	0	84
	Springfield	AHL	22	1	3	4	38	–	–	–	–	–	Florida	5	1	1	2	16
2003.04	Florida	NHL	57	3	1	4	158	–	–	–	–	–	Los Angeles	20	1	1	2	74
2004.05	Did not play							–	–	–	–	–	Minnesota	15	1	2	3	45
2005.06	Nashville	NHL	74	7	6	13	163	–	–	–	–	–	Montreal	8	0	0	0	17
2006.07	Nashville	NHL	53	1	3	4	90	2	0	0	0	0	Nashville	8	0	0	0	24
2007.08	Nashville	NHL	45	1	2	3	60	5	0	0	0	2	New Jersey	7	0	0	0	0
2008.09	Vancouver	NHL	73	4	1	5	109	10	1	0	1	14	NY Islanders	8	0	0	0	10
													NY Rangers	9	0	1	1	38
													Ottawa	6	0	0	0	31
													Philadelphia	9	0	0	0	30
													Phoenix	16	1	0	1	33
													Pittsburgh	10	1	0	1	39
													St. Louis	24	0	1	1	21
													San Jose	15	0	0	0	21
													Tampa Bay	10	0	0	0	29
													Toronto	9	0	1	1	28
													Vancouver	10	2	0	2	10
													Washington	13	0	0	0	25
VANCOUVER TOTALS			73	4	1	5	109	10	1	0	1	14						
NHL TOTALS			375	17	14	31	856	17	1	0	1	16						
													Totals	375	17	14	31	856

LEFT WING

SHOOTS LEFT

6'1"

206 LBS

KAMSACK, SK

AUG. 10, 1980

NHL FIRSTS

First Game: Jan. 12/01 vs MTL**First Goal:** Dec. 21/01 at CAR**First Assist:** Dec. 28/01 vs TOR

ACQUIRED

Signed as a free agent by Vancouver on July 1, 2008.

PERSONAL

Enjoys playing golf, boxing, spending time outdoors and boating...Favorites include *Gladiator* (movie), *America's Most Wanted* (TV show), Bruce Springsteen (band/musician), Halle Berry (actress), perogies (food), Dotson's (Nashville restaurant) and the Virgin Islands (vacation spot)...Lists Lance Armstrong as the person he would most like to meet...If he didn't play hockey, he would be a motivational speaker...Winning the 2001 IHL Turner Cup Championship is his favourite hockey memory...Maintains his own official Web site at www.darcyhardichuk.com.

CAREER HIGHLIGHTS

2008.09: Played in all 10 playoff games, scoring his first post season goal and recording 14 PIM...Concluded the season with four goals, one assist, five points and 109 penalty minutes...His four goals and five points represent his second highest career season totals...Tallied two points (1-1-2) in two consecutive games, Dec. 5-7/08...Registered a season high for most penalty minutes (12) in a single game, Dec.05.08 at MIN...Notched his first point as a Canuck (goal), Nov. 27/08 vs CGY. **2007.08:** Made five post season appearances with Nashville in the 2008 NHL Playoffs...Played his 300th career game, Mar. 13 vs LA...Surpassed 700 career penalty minutes, Dec. 23 @ CBJ. **2006.07:** Made NHL Playoff debut, Apr. 16 @ SJ...Finished the season with four points (1-3-4) and 90 penalty minutes in 53 games played...Signed a one-year contract with Nashville, July 16. **2005.06:** Set career-highs in games played (74), goals (7), assists (6), points (13), penalty minutes (163) and shots (52)...Recorded a career-high plus 9 rating, the third highest plus/minus rating on the team...Appeared in his 200th NHL game, Apr. 6 @ STL...Posted a single-game career-high with 27 penalty minutes on Nov. 24 vs. Los Angeles. **2003.04:** Led the Panthers in penalty minutes with 158. **2002.03:** Split the season between Florida and Phoenix after being traded, Mar. 8...Recorded 97 penalty minutes in 28 games. **2001.02:** Split the season between Phoenix and Atlanta after being dealt Mar. 19...Combined for 141 penalty minutes in 34 games with the Thrashers and Coyotes ranking him third among NHL rookies.

NHL MILESTONES

100th NHL Game: Jan. 21/04 vs COL**300th NHL Game:** Mar. 13/08 vs LA

2008.09 GAME BY GAME

Oct. 9	vs CGY	0-0	0/0	7:24
Oct. 11	@ CGY	0-0	1/0	4:35
Oct. 13	@ WSH	DND		
Oct. 16	@ DET	0-0	0/0	4:34
Oct. 17	@ BUF	0-0	1/0	8:28
Oct. 19	@ CHI	0-0	1/0	1:37
Oct. 21	@ CBJ	INJ		
Oct. 25	vs EDM	0-0	0/0	6:06
Oct. 28	vs BOS	0-0	0/0	5:43
Oct. 30	@ LA	0-0	0/0	7:17
Oct. 31	@ ANA	0-0	0/-1	3:01
Nov. 2	vs DET	0-0	0/0	4:08
Nov. 4	vs NSH	0-0	0/0	6:58
Nov. 6	vs PHX	0-0	0/1	6:58
Nov. 8	vs MIN	0-0	1/0	6:00
Nov. 12	vs COL	0-0	0/0	6:57
Nov. 15	vs TOR	0-0	0/0	7:11
Nov. 17	@ NYI	0-0	1/0	7:26
Nov. 19	@ NYR	0-0	0/0	5:22
Nov. 20	@ MIN	0-0	0/0	6:01
Nov. 22	@ PIT	0-0	0/0	5:24
Nov. 24	vs DET	0-0	0/0	4:28
Nov. 27	vs CGY	1-0	1/1	4:47
Nov. 29	@ CGY	0-0	0/1	6:50
Dec. 1	@ CBJ	DND		
Dec. 4	@ DET	DND		
Dec. 5	@ MIN	0-1	0/1	8:35
Dec. 7	@ COL	1-0	2/0	4:50
Dec. 9	@ NSH	0-0	0/0	3:09
Dec. 13	@ EDM	0-0	1/0	7:49
Dec. 14	vs FLA	1-0	1/1	5:04
Dec. 17	vs EDM	0-0	0/0	3:36
Dec. 20	vs CHI	0-0	0/0	5:54
Dec. 22	vs ANA	0-0	0/0	7:12
Dec. 23	@ SJ	0-0	1/0	9:11
Dec. 26	vs EDM	0-0	0/-1	3:25
Dec. 28	vs OTT	0-0	1/0	8:07
Dec. 30	vs PHI	0-0	0/-1	9:47
Jan. 1	@ NSH	0-0	0/0	5:49
Jan. 2	@ ATL	0-0	1/0	5:48
Jan. 4	vs DAL	1-0	1/1	7:23
Jan. 7	@ EDM	0-0	0/0	7:10
Jan. 9	vs STL	0-0	0/1	6:09
Jan. 10	vs SJ	0-0	0/0	3:40
Jan. 13	vs NJ	0-0	1/0	8:16
Jan. 15	vs PHX	0-0	0/0	5:28
Jan. 18	vs CBJ	0-0	0/0	4:20
Jan. 20	@ SJ	0-0	0/0	4:11
Jan. 28	vs NSH	0-0	3/1	3:31
Jan. 31	vs MIN	0-0	0/-1	4:02
Feb. 3	vs CAR	0-0	0/0	4:41
Feb. 7	vs CHI	0-0	0/0	3:35
Feb. 10	@ STL	0-0	0/0	4:20
Feb. 12	@ PHX	0-0	2/-1	5:30
Feb. 13	@ DAL	0-0	0/0	4:03
Feb. 15	vs MTL	0-0	2/0	9:51
Feb. 17	@ CGY	0-0	0/0	4:06
Feb. 19	@ OTT	DND		
Feb. 21	@ TOR	DND		
Feb. 24	@ MTL	DND		
Feb. 27	vs TB	0-0	0/-1	3:20
Mar. 1	vs CBJ	0-0	1/0	6:03
Mar. 3	vs MIN	0-0	0/0	4:34
Mar. 7	vs SJ	0-0	0/0	4:00
Mar. 9	@ LA	0-0	0/0	2:59
Mar. 11	@ ANA	0-0	0/0	2:50
Mar. 13	vs LA	0-0	0/0	3:17
Mar. 15	vs COL	0-0	1/0	2:14
Mar. 17	vs DAL	0-0	0/0	5:10
Mar. 19	vs STL	0-0	0/0	4:46
Mar. 21	@ PHX	0-0	0/0	5:08
Mar. 24	@ DAL	0-0	0/0	3:19
Mar. 26	@ STL	0-0	0/0	5:51
Mar. 27	@ COL	DND		
Mar. 29	@ CHI	0-0	0/0	7:54
Mar. 31	@ MIN	0-0	0/0	5:56
Apr. 2	vs ANA	0-0	0/-1	4:48
Apr. 4	@ EDM	0-0	1/-1	6:16
Apr. 5	vs COL	DND		
Apr. 7	vs CGY	0-0	0/1	4:00
Apr. 9	vs LA	0-0	0/0	7:16
Apr. 11	@ COL	0-0	1/0	8:22

**RYAN
JOHNSON**

MOST GOALS IN A GAME	1
-----------------------------	----------

SEVERAL TIMES – LATEST JAN. 28/09 vs NSH

MOST ASSISTS IN A GAME	2
-------------------------------	----------

TWICE – LATEST FEB. 25/01 at BUF

MOST POINTS IN A GAME	3
------------------------------	----------

FEB. 25/01 at BUF: 1-2-3

CAREER HAT TRICKS 0

GAME-WINNING GOALS	3
--------------------	---

LATEST NOV. 19/08 at NYR

POWER PLAY GOALS	2
------------------	---

LATEST OCT. 25/05 at PHX

SHORTHANDED GOALS 5

LATEST FEB. 14/08 at COL


OVERTIME POINTS	0-0-0
-----------------	-------

SHOOTOUT RECORD 0/1

0 GDG

PENALTY SHOT RECORD 0/0

Feature	Value
Feature 1	Value 1
Feature 2	Value 2
Feature 3	Value 3
Feature 4	Value 4
Feature 5	Value 5
Feature 6	Value 6
Feature 7	Value 7
Feature 8	Value 8
Feature 9	Value 9
Feature 10	Value 10
Feature 11	Value 11
Feature 12	Value 12
Feature 13	Value 13
Feature 14	Value 14
Feature 15	Value 15
Feature 16	Value 16
Feature 17	Value 17
Feature 18	Value 18
Feature 19	Value 19
Feature 20	Value 20
Feature 21	Value 21
Feature 22	Value 22
Feature 23	Value 23
Feature 24	Value 24
Feature 25	Value 25
Feature 26	Value 26
Feature 27	Value 27
Feature 28	Value 28
Feature 29	Value 29
Feature 30	Value 30
Feature 31	Value 31
Feature 32	Value 32
Feature 33	Value 33
Feature 34	Value 34
Feature 35	Value 35
Feature 36	Value 36
Feature 37	Value 37
Feature 38	Value 38
Feature 39	Value 39
Feature 40	Value 40
Feature 41	Value 41
Feature 42	Value 42
Feature 43	Value 43
Feature 44	Value 44
Feature 45	Value 45
Feature 46	Value 46
Feature 47	Value 47
Feature 48	Value 48
Feature 49	Value 49
Feature 50	Value 50
Feature 51	Value 51
Feature 52	Value 52
Feature 53	Value 53
Feature 54	Value 54
Feature 55	Value 55
Feature 56	Value 56
Feature 57	Value 57
Feature 58	Value 58
Feature 59	Value 59
Feature 60	Value 60
Feature 61	Value 61
Feature 62	Value 62
Feature 63	Value 63
Feature 64	Value 64
Feature 65	Value 65
Feature 66	Value 66
Feature 67	Value 67
Feature 68	Value 68
Feature 69	Value 69
Feature 70	Value 70
Feature 71	Value 71
Feature 72	Value 72
Feature 73	Value 73
Feature 74	Value 74
Feature 75	Value 75
Feature 76	Value 76
Feature 77	Value 77
Feature 78	Value 78
Feature 79	Value 79
Feature 80	Value 80
Feature 81	Value 81
Feature 82	Value 82
Feature 83	Value 83
Feature 84	Value 84
Feature 85	Value 85
Feature 86	Value 86
Feature 87	Value 87
Feature 88	Value 88
Feature 89	Value 89
Feature 90	Value 90
Feature 91	Value 91
Feature 92	Value 92
Feature 93	Value 93
Feature 94	Value 94
Feature 95	Value 95
Feature 96	Value 96
Feature 97	Value 97
Feature 98	Value 98
Feature 99	Value 99
Feature 100	Value 100



JOHNSON vs NHL

SEASON	CLUB	LEA	GP	G	A	PTS	PIM	GP	G	A	PTS	PIM	TEAM	GP	G	A	PTS	PIM
1994.95	North Dakota	NCAA	38	6	22	28	39	–	–	–	–	–	Anaheim	22	3	0	3	2
1995.96	North Dakota	NCAA	21	2	17	19	14	–	–	–	–	–	Atlanta	15	1	3	4	4
	Canada	Nat-Team	28	5	12	17	14	–	–	–	–	–	Boston	16	2	3	5	2
1996.97	Carolina	AHL	79	18	24	42	28	–	–	–	–	–	Buffalo	16	3	7	10	4
1997.98	Florida	NHL	10	0	2	2	0	–	–	–	–	–	Calgary	21	0	4	4	8
	New Haven	AHL	64	19	48	67	12	3	0	1	1	0	Carolina	20	1	3	4	6
1998.99	Florida	NHL	1	1	0	1	0	–	–	–	–	–	Chicago	34	0	3	3	16
	New Haven	AHL	37	8	19	27	18	–	–	–	–	–	Colorado	19	1	3	4	6
1999.00	Florida	NHL	66	4	12	16	14	–	–	–	–	–	Columbus	31	2	4	6	6
	Tampa Bay	NHL	14	0	2	2	2	–	–	–	–	–	Dallas	25	1	0	1	30
2000.01	Tampa Bay	NHL	80	7	14	21	44	–	–	–	–	–	Detroit	38	3	3	6	12
2001.02	Florida	NHL	29	1	3	4	10	–	–	–	–	–	Edmonton	25	1	3	4	6
2002.03	Florida	NHL	58	2	5	7	26	–	–	–	–	–	Florida	11	0	0	0	8
	St. Louis	NHL	17	0	0	0	12	6	0	2	2	6	Los Angeles	19	1	4	5	8
2003.04	St. Louis	NHL	69	4	7	11	8	3	0	0	0	0	Minnesota	23	0	3	3	6
2004.05	Missouri	UHL	29	7	14	21	12	6	1	0	1	13	Montreal	17	0	1	1	6
2005.06	St. Louis	NHL	65	3	6	9	33	–	–	–	–	–	Nashville	34	3	1	4	16
2006.07	St. Louis	NHL	59	7	4	11	47	–	–	–	–	–	New Jersey	15	1	3	4	8
2007.08	St. Louis	NHL	79	5	13	18	22	–	–	–	–	–	NY Islanders	18	1	4	5	8
2008.09	Vancouver	NHL	62	2	7	9	12	–	–	–	–	–	NY Rangers	18	2	5	7	8
								10	1	1	2	2	Ottawa	15	1	3	4	6
VANCOUVER TOTALS			62	2	7	9	12	10	1	1	2	2	Philadelphia	15	0	2	2	8
NHL TOTALS			609	36	75	111	230	19	1	3	4	8	Phoenix	23	3	3	6	6
													Pittsburgh	17	1	1	2	8

Totals	609	36	75	111	230
--------	-----	----	----	-----	-----

NHL FIRSTS

First Game: Dec. 5/97 at WSH**First Goal:** Apr. 7/99 vs BOS**First Assist:** Dec. 7/98 vs WSH

STREAKS

Assists: 3 games Jan. 21-26/00: 3 assists**Points:** 4 games Jan. 12-17/00: 1-3-4

ACQUIRED

Signed as a free agent by Vancouver on July 2, 2008.

PERSONAL

Put on his first pair of skates at age four...Likes playing the guitar, horse racing and cooking...Favourite charitable cause is the Make-A-Wish Foundation...Most memorable hockey moments are playing with his brother, Corey, at the University of North Dakota and playing against his brother, Greg, in the NHL...Favourite TV show is *Ramsey's Kitchen Nightmares*...Ultimate golf foursome would include Dave Matthews, Jack Carrawak and Bono.

CAREER HIGHLIGHTS

2008.09: Recorded two points in ten playoff games...Played in 62 games, recording nine points (2-7-9) and 12 penalty minutes in 2008.09...Ranked fifth in face-off wins (274) among Canucks skaters...Played 199:44 Shorthanded minutes, the fifth highest total on the team...Recorded personal high face-off winning percentage (78.6%) in a single game this season, Mar.17.09 vs DAL...Missed 20 games from Nov.27.08 to Jan.07.09 with foot and hand injuries...Tallied two assists in two consecutive games, Oct. 9-11...Recorded his first point (an assist) as a Canuck, Oct.09.08 vs CGY. **2007.08:** Posted a plus or even rating in 60 of 78 games...Tallied a Shorthanded goal, Feb. 14 at COL...Assisted on the game-winner, Jan. 5 vs CAR...Scored his first goal of the season, Oct. 10 vs NSH. **2006.07:** Tied a career high with seven goals. **2005.06:** Played in his 400th career NHL game, Mar. 5 at VAN...Recorded a career high six shots, Dec. 13 vs PIT. **2003.04:** Recorded seven (4-3-7) of his 11 points on the road...Recorded a plus or even rating in 57 of his 69 contests played...Tallied the game-winning goal, the first of his career, Dec. 29 at CBJ...Registered his first goal as a Blue, and his first NHL shorthanded goal, Nov. 19 at PHX...Recorded his first point as a Blue (assist), Oct. 21 at EDM. **2002.03:** Made his post season debut, recording his first playoff point (assist), Apr. 10 at VAN. **2001.02:** Played his 200th NHL game, Dec. 22 vs STL. **2000.01:** Tied a career-high, playing 80 games with Tampa Bay...Set career highs in goals (7) and points (21) and tied a career-high with 14 assists...Finished second on the team in games played (80)...Second on team with 174 hits...Led Tampa Bay forwards and was fourth on the team overall in blocked shots (68). **1999.00:** Posted a four-game point streak from Jan. 12-17, notching four points (1-3-4) over the span...Recorded his first two-point game of his career (2a), Nov. 13 vs BUF. **1998.99:** Split the season between Florida and New Haven...Suffered a season-ending knee injury upon being returned to New Haven, Apr. 9...Scored his first career NHL goal, Apr. 7 vs BOS.

NHL MILESTONES

100th NHL game: Oct. 27/00 vs OTT**500th NHL game:** Dec. 22/07 at BOS**600th NHL game:** Mar. 26/09 at STL**100th NHL point:** Mar. 4/08 at LA

2008.09 GAME BY GAME

Oct. 9	vs CGY	0-1	0/2	12:20
Oct. 11	@ CGY	0-1	1/0	12:27
Oct. 13	@ WSH	0-0	1/-1	9:58
Oct. 16	@ DET	0-0	0/0	8:51
Oct. 17	@ BUF	0-0	0/0	10:04
Oct. 19	@ CHI	0-0	0/0	12:24
Oct. 21	@ CBJ	0-0	1/0	12:13
Oct. 25	vs EDM	0-0	0/0	11:27
Oct. 28	vs BOS	0-0	1/0	9:45
Oct. 30	@ LA	0-0	1/0	12:04
Oct. 31	@ ANA	0-0	0/0	13:19
Nov. 2	vs DET	0-0	0/0	11:04
Nov. 4	vs NSH	0-0	0/0	12:26
Nov. 6	vs PHX	0-0	0/0	13:40
Nov. 8	vs MIN	0-0	1/0	12:12
Nov. 12	vs COL	0-0	2/0	14:22
Nov. 15	vs TOR	0-0	0/0	14:05
Nov. 17	@ NYI	0-0	1/0	11:07
Nov. 19	@ NYR	1-0 (W)	1/0	11:38
Nov. 20	@ MIN	0-0	0/0	14:14
Nov. 22	@ PIT	0-0	0/0	14:03
Nov. 24	vs DET	0-0	0/0	10:58
Nov. 27	vs CGY	INJ		
Nov. 29	@ CGY	INJ		
Dec. 1	@ CBJ	INJ		
Dec. 4	@ DET	INJ		
Dec. 5	@ MIN	INJ		
Dec. 7	@ COL	INJ		
Dec. 9	@ NSH	INJ		
Dec. 13	@ EDM	INJ		
Dec. 14	vs FLA	INJ		
Dec. 17	vs EDM	INJ		
Dec. 20	vs CHI	INJ		
Dec. 22	vs ANA	INJ		
Dec. 23	@ SJ	INJ		
Dec. 26	vs EDM	INJ		
Dec. 28	vs OTT	INJ		
Dec. 30	vs PHI	INJ		
Jan. 1	@ NSH	INJ		
Jan. 2	@ ATL	INJ		
Jan. 4	vs DAL	INJ		
Jan. 7	@ EDM	INJ		
Jan. 9	vs STL	0-0	0/-1	11:50
Jan. 10	vs SJ	0-0	0/0	9:38
Jan. 13	vs NJ	0-0	0/0	9:41
Jan. 15	vs PHX	0-0	1/0	12:50
Jan. 18	vs CBJ	0-0	0/0	10:27
Jan. 20	@ SJ	0-0	0/-1	12:50
Jan. 28	vs NSH	1-0	1/2	9:40
Jan. 31	vs MIN	0-0	0/-1	7:34
Feb. 3	vs CAR	0-0	0/0	10:41
Feb. 7	vs CHI	0-0	0/0	12:22
Feb. 10	@ STL	0-0	1/1	10:58
Feb. 12	@ PHX	0-0	1/0	8:37
Feb. 13	@ DAL	0-0	1/0	8:54
Feb. 15	vs MTL	0-0	0/-1	9:40
Feb. 17	@ CGY	0-0	0/-1	7:27
Feb. 19	@ OTT	0-0	0/0	11:48
Feb. 21	@ TOR	0-0	0/0	11:53
Feb. 24	@ MTL	0-0	0/0	10:34
Feb. 27	vs TB	0-1	0/0	11:25
Mar. 1	vs CBJ	0-0	1/0	10:27
Mar. 3	vs MIN	0-0	0/0	8:40
Mar. 7	vs SJ	0-0	0/0	7:27
Mar. 9	@ LA	0-1	0/1	6:17
Mar. 11	@ ANA	0-0	1/0	8:52
Mar. 13	vs LA	0-0	1/0	9:29
Mar. 15	vs COL	0-1	2/1	11:39
Mar. 17	vs DAL	0-0	0/0	12:26
Mar. 19	vs STL	0-0	0/0	12:31
Mar. 21	@ PHX	0-1	2/1	10:28
Mar. 24	@ DAL	0-0	0/0	11:19
Mar. 26	@ STL	0-0	0/0	10:06
Mar. 27	@ COL	0-0	0/0	14:21
Mar. 29	@ CHI	0-0	0/0	13:04
Mar. 31	@ MIN	0-0	0/0	12:21
Apr. 2	vs ANA	0-0	0/-1	8:25
Apr. 4	@ EDM	0-0	0/-1	9:51
Apr. 5	vs COL	0-0	0/0	11:07
Apr. 7	vs CGY	0-1	0/1	10:26
Apr. 9	vs LA	0-0	0/0	10:06
Apr. 11	@ COL	0-0	0/0	10:39

#17

RYAN KESLER

CAREER STATS

MOST GOALS IN A GAME **2**

SEVERAL TIMES – LATEST MAR. 24/09 at DAL

MOST ASSISTS IN A GAME **3**

MAR. 15/09 vs COL

MOST POINTS IN A GAME **3**

FOUR TIMES – LATEST MAR. 15/09 vs COL: 0-3-3

CAREER HAT TRICKS **0**
GAME-WINNING GOALS **6**

LATEST APR. 9/09 vs LA

POWER PLAY GOALS **15**

LATEST APR. 9/09 vs LA

SHORTHANDED GOALS **4**

LATEST FEB. 17/09 at CGY

OVERTIME POINTS **1-2-3**
SHOOTOUT RECORD **4/17**

1 GDG

PENALTY SHOT RECORD **0/0**


REGULAR SEASON

PLAYOFFS

KESLER vs NHL

SEASON	CLUB	LEA	GP	G	A	PTS	PIM	GP	G	A	PTS	PIM
2000.01	USA U-18	USDP	26	8	20	28	24	–	–	–	–	–
2001.02	USA U-18	USDP	46	11	33	44	23	–	–	–	–	–
2002.03	Ohio State	CCHA	40	11	20	31	44	–	–	–	–	–
2003.04	Vancouver	NHL	28	2	3	5	16	–	–	–	–	–
	Manitoba	AHL	33	3	8	11	29	–	–	–	–	–
2004.05	Manitoba	AHL	78	30	27	57	105	14	4	5	9	8
2005.06	Vancouver	NHL	82	10	13	23	79	–	–	–	–	–
2006.07	Vancouver	NHL	48	6	10	16	40	1	0	0	0	0
2007.08	Vancouver	NHL	80	21	16	37	79	–	–	–	–	–
2008.09	Vancouver	NHL	82	26	33	59	61	10	2	2	4	14
VANCOUVER/NHL TOTALS			320	65	75	140	275	11	2	2	4	14

TEAM	GP	G	A	PTS	PIM
Anaheim	15	7	0	7	7
Atlanta	3	0	1	1	0
Boston	3	1	0	1	2
Buffalo	3	1	1	2	2
Calgary	30	6	8	14	25
Carolina	3	1	2	3	2
Chicago	16	5	2	7	18
Colorado	26	4	6	10	34
Columbus	15	3	3	6	22
Dallas	18	5	1	6	4
Detroit	15	4	2	6	2
Edmonton	28	3	13	16	27
Florida	3	1	1	2	9
Los Angeles	13	3	4	7	4
Minnesota	29	7	3	10	28
Montreal	5	2	3	5	2
Nashville	17	1	4	5	15
New Jersey	4	1	2	3	4
NY Islanders	4	0	1	1	4
NY Rangers	4	1	1	2	6
Ottawa	6	0	0	0	2
Philadelphia	3	1	0	1	0
Phoenix	14	2	5	7	16
Pittsburgh	4	1	0	1	4
St. Louis	14	3	4	7	20
San Jose	13	1	3	4	8
Tampa Bay	3	0	2	2	2
Toronto	5	1	2	3	6
Washington	4	0	1	1	0

Totals **320 65 75 140 275**

NHL FIRSTS

First Game: Nov. 24/03 at TOR
First Goal: Nov. 29/03 at CGY
First Assist: Nov. 25/03 at MTL

STREAKS

Goals: 4 games Jan. 31-Feb. 10/09: 6 goals
Assists: 4 games Mar. 13-19/09: 6 assists
Points: 5 games Three times (latest Mar. 11-19/09: 2-6-8)

HONOURS

Cyclone Taylor Award (Team MVP): 2008/09
 CCHA All-Rookie Team: 2002/03 (Honourable Mention)

ACQUIRED

Vancouver's 1st choice, 23rd overall, in the 2003 NHL Entry Draft.

PERSONAL

Ryan spends the off-season with his wife Andrea and daughter Makayla in Michigan...He is launching his own personal websites called rktainingsecrets.com and ryankesler17.com in addition to a twitter site called rkescrets...This summer Ryan skated with Alexander Ovechkin on the Las Vegas strip on synthetic ice in a promotional event for 2K Sports...Winning gold at the 2003 World Juniors and being selected Canucks MVP last season are two of his favourite hockey memories.

CAREER HIGHLIGHTS

2008.09: Notched four points (2-2-4) in 10 playoff games...Set career highs for most goals (26), power play goals (10), assists (33) and points (59) in a season...Nominated for the Frank J. Selke trophy...Ranked 16th in the League for the best face-off percentage (54.0)...Recorded multi three-point games for the first time in his career (Feb. 3/09 vs CAR, Feb. 7/09 vs CHI, Mar. 15/09 vs COL)...Registered eight points (2-6-8) in five consecutive games, Mar. 11-19/09...Recorded five points (1-4-5) in four consecutive games, Feb. 27-Mar. 7/09...Tallied ten points (6-4-10) in four consecutive games, Jan. 31/08-Feb. 10/09...Won the Molson Cup for the month of December after being named one of the three stars on four occasions...Tallied six points (2-4-6) in five consecutive games, Oct. 16-25/08. **2007.08:** Recorded 37 points (26-33-59)...Finished 4th in team scoring (37 pts) and 3rd in goals (21)...Tied a career high for most penalty minutes (79) in a season...Won a season high 89% of face-offs (16-18), Jan. 19 vs LA...Recorded career high 11th goal, Jan. 10 at SJ...Recorded a point for the fourth consecutive game with a goal, Nov. 23 at STL...Collected his first and second goals of the season, Oct. 21 at CBJ...Had his first multi-point game of the season with two assists, Oct. 19 vs LA. **2006.07:** Made his NHL Playoff debut, recording two shots and logging 27:51 of ice-time, Apr. 11 vs DAL...Set a career high for most points in a game (1-2-3), Jan. 16 at MTL. **2005.06:** Set career highs in goals (10), assists (13), points (23), games played (82) and led the team in hits and blocked shots with 136 and 51, respectively...Named first star after extending his point streak to three games with the game-winning goal, Feb. 3 at CGY. **2004.05:** Set career highs in goals (30), assists (27) and points (57) with Manitoba...Played the highest number of games in his professional career (78). **2003.04:** In his first professional season, played 33 games and scored 11 points (3-8-11) for Manitoba (AHL) and 28 games for Vancouver, registering five points (2-3-5). **2002.03:** Ranked second in team scoring at 2003 IIHF World Junior with seven points...As a freshman with Ohio State, scored 11 goals and 20 assists to rank fourth in scoring...Received honorable mention for CCHA All-Rookie Team...Was League rookie of the week three times. **2001.02:** Led the Under-18 US National Development Team in scoring with 19 goals and 43 assists for 62 points...Received the Best Player Award at the conclusion of the World Under-18 Championship.

INTERNATIONAL

World Championships: 2006
 World Junior Championship: 2004 (gold), 2003
 World Under-18 Championship: 2002 (gold)

NHL MILESTONES

100th NHL game: Mar. 25/06 vs EDM
200th NHL game: Jan. 8/08 vs NYI
300th NHL game: Mar. 1/09 vs CBJ
100th NHL point: Dec. 22/08 vs ANA

2008.09 GAME BY GAME

Oct. 9	vs CGY	0-2	1/1	15:30
Oct. 11	@ CGY	1-0	1/1	16:17
Oct. 13	@ WSH	0-0	0/0	15:28
Oct. 16	@ DET	1-0	3/3	18:23
Oct. 17	@ BUF	1-0	4/1	17:55
Oct. 19	@ CHI	0-1	2/0	19:26
Oct. 21	@ CBJ	0-1	2/1	19:09
Oct. 25	vs EDM	0-2	0/1	19:21
Oct. 28	vs BOS	0-0	4/0	19:10
Oct. 30	@ LA	0-0	1/0	18:50
Oct. 31	@ ANA	1-0	3/1	20:23
Nov. 2	vs DET	0-0	4/0	21:45
Nov. 4	vs NSH	0-0	2/0	21:17
Nov. 6	vs PHX	0-1	1/1	19:26
Nov. 8	vs MIN	0-0	0/0	19:23
Nov. 12	vs COL	0-0	3/0	23:55
Nov. 15	vs TOR	1-0	1/1	20:03
Nov. 17	@ COL	0-0	1/0	19:26
Nov. 19	@ NYR	0-1	0/2	18:34
Nov. 20	@ MIN	0-0	2/0	17:51
Nov. 22	@ PIT	0-0	3/1	18:06
Nov. 24	vs DET	0-0	3/0	20:11
Nov. 27	vs CGY	0-0	0/0	20:04
Nov. 29	@ CGY	0-0	2/0	18:52
Dec. 1	@ CBJ	0-0	3/1	19:35
Dec. 4	@ DET	0-0	2/2	20:16
Dec. 5	@ MIN	0-0	1/0	14:29
Dec. 7	@ COL	0-1	3/2	20:26
Dec. 9	@ NSH	0-1	1/1	14:56
Dec. 13	@ EDM	0-0	0/2	15:21
Dec. 14	vs FLA	1-1	2/1	19:39
Dec. 17	vs EDM	1-0	3/1	19:36
Dec. 20	vs CHI	0-0	1/0	16:51
Dec. 22	vs ANA	1-0	2/0	18:30
Dec. 23	@ SJ	0-0	2/1	15:15
Dec. 26	vs EDM	0-0	3/0	20:02
Dec. 28	vs OTT	0-0	4/0	19:36
Dec. 30	vs PHI	1-0	4/0	19:45
Jan. 1	@ NSH	0-0	2/1	20:29
Jan. 2	@ ATL	0-0	2/1	22:30
Jan. 4	vs DAL	0-0	1/0	20:07
Jan. 7	@ EDM	0-2	1/2	18:41
Jan. 9	vs STL	0-0	1/0	18:57
Jan. 10	vs SJ	0-0	1/1	21:05
Jan. 13	vs NJ	0-2	4/0	15:28
Jan. 15	vs PHX	0-0	1/0	15:29
Jan. 18	vs CBJ	0-1	4/0	18:59
Jan. 20	@ SJ	0-0	1/1	22:47
Jan. 28	vs NSH	0-0	1/1	20:40
Jan. 31	vs MIN	2-0	7/1	21:54
Feb. 3	vs CAR	1-2	1/3	20:47
Feb. 7	vs CHI	2-1	3/0	21:10
Feb. 10	@ STL	1-1	2/0	21:48
Feb. 12	@ PHX	0-0	2/0	19:03
Feb. 13	@ DAL	0-0	1/1	18:44
Feb. 15	vs MTL	1-0	4/1	16:48
Feb. 17	@ CGY	2-0	6/1	21:23
Feb. 19	@ OTT	0-0	2/1	17:39
Feb. 21	@ TOR	0-0	6/1	21:33
Feb. 24	@ MTL	0-0	2/2	22:59
Feb. 27	vs TB	0-1	1/0	20:23
Mar. 1	vs CBJ	1-0 (W)	6/1	21:17
Mar. 3	vs MIN	0-1	4/1	20:19
Mar. 7	vs SJ	0-2	3/2	22:38
Mar. 9	@ LA	0-0	0/1	20:44
Mar. 11	@ ANA	1-0	2/2	23:32
Mar. 13	vs LA	0-1	5/0	21:56
Mar. 15	vs COL	0-3	1/0	20:24
Mar. 17	vs DAL	1-1	3/1	19:23
Mar. 19	vs STL	0-1	2/1	17:29
Mar. 21	@ PHX	0-0	1/2	18:06
Mar. 24	@ DAL	2-0	5/0	18:39
Mar. 26	@ STL	0-0	1/1	21:01
Mar. 27	@ COL	0-1	3/1	19:06
Mar. 29	@ CHI	1-0	1/0	22:36
Mar. 31	@ MIN	0-0	2/1	20:20
Apr. 2	vs ANA	1-0	2/1	19:43
Apr. 4	@ EDM	0-1	2/1	23:10
Apr. 5	vs COL	0-0	1/1	11:41
Apr. 7	vs CGY	0-1	0/0	22:40
Apr. 9	vs LA	1-0 (W)	3/0	20:08
Apr. 11	@ COL	0-0	2/0	18:19

#34

BRAD
LUKOWICH

CAREER STATS

MOST GOALS IN A GAME 1

MANY TIMES – LATEST NOV. 5/07 at FLA

MOST ASSISTS IN A GAME 3

APR. 16/06 vs PHI

MOST POINTS IN A GAME 3

APR. 16/06 vs PHI: 0-3-3

CAREER HAT TRICKS 0

GAME-WINNING GOALS 7

LATEST FEB. 1/07 vs NYR

POWER PLAY GOALS 0

SHORTHANDED GOALS 1

DEC. 2/06 at PHI

OVERTIME POINTS 2-2-4

SHOOTOUT RECORD 0/0

0 GDG

PENALTY SHOT RECORD 0/0



REGULAR SEASON

PLAYOFFS

LUKOWICH vs NHL

SEASON	CLUB	LEA	GP	G	A	PTS	PIM	GP	G	A	PTS	PIM
1992.93	Kamloops	WHL	1	0	0	0	0	–	–	–	–	–
1993.94	Kamloops	WHL	42	5	11	16	168	16	0	1	1	35
1994.95	Kamloops	WHL	63	10	35	45	125	18	0	7	7	21
1995.96	Kamloops	WHL	65	14	55	69	114	13	2	10	12	29
1996.97	Michigan	IHL	69	2	6	8	77	4	0	1	1	2
1997.98	Dallas	NHL	4	0	1	1	2	–	–	–	–	–
	Michigan	IHL	60	6	27	33	104	4	0	4	4	14
1998.99	Dallas	NHL	14	1	2	3	19	8	0	1	1	4
	Michigan	IHL	67	8	21	29	95	–	–	–	–	–
1999.00	Dallas	NHL	60	3	1	4	50	–	–	–	–	–
2000.01	Dallas	NHL	80	4	10	14	76	10	1	0	1	4
2001.02	Dallas	NHL	66	1	6	7	40	–	–	–	–	–
2002.03	Tampa Bay	NHL	70	1	14	15	46	9	0	1	1	2
2003.04	Tampa Bay	NHL	79	5	14	19	24	18	0	2	2	6
2004.05	Fort Worth	CHL	16	3	5	8	33	–	–	–	–	–
2005.06	NY Islanders	NHL	57	1	12	13	32	–	–	–	–	–
	New Jersey	NHL	18	1	7	8	8	9	0	0	0	4
2006.07	New Jersey	NHL	75	4	8	12	36	11	0	1	1	2
2007.08	Tampa Bay	NHL	59	1	6	7	20	–	–	–	–	–
2008.09	San Jose	NHL	58	0	8	8	12	6	0	0	0	0
NHL TOTALS			640	22	89	111	365	71	1	5	6	22

TEAM	GP	G	A	PTS	PIM
Anaheim	25	0	1	1	34
Atlanta	29	2	6	8	12
Boston	19	0	2	2	8
Buffalo	22	0	2	2	20
Calgary	14	0	1	1	2
Carolina	28	0	4	4	12
Chicago	20	0	0	0	8
Columbus	13	0	2	2	9
Colorado	16	1	2	3	4
Dallas	9	0	1	1	6
Detroit	19	1	1	2	4
Edmonton	17	1	4	5	17
Florida	26	2	6	8	16
Los Angeles	21	0	3	3	15
Minnesota	15	0	3	3	8
Montreal	22	1	4	5	19
Nashville	18	1	2	3	17
New Jersey	21	0	1	1	8
NY Islanders	24	0	0	0	21
NY Rangers	31	1	5	6	8
Ottawa	26	0	3	3	14
Philadelphia	31	4	7	11	14
Phoenix	28	1	4	5	12
Pittsburgh	29	2	4	6	6
St. Louis	20	0	2	2	8
San Jose	19	2	2	4	6
Tampa Bay	12	2	0	2	12
Toronto	19	1	2	3	19
Vancouver	16	0	4	4	12
Washington	31	0	11	11	14
Totals	640	22	89	111	365

	DEFENCE	SHOOTS LEFT	6'1"	200 LBS	CRANBROOK, BC	AUG. 12, 1976	
--	---------	-------------	------	---------	---------------	---------------	--

NHL FIRSTS

First Game: Mar. 4/98 vs MTL
First Goal: Mar. 31/99 vs TB
First Assist: Mar. 8/98 vs PHX

HONOURS

Stanley Cup Championship: 2004 (Tampa Bay), 1999 (Dallas)
 Memorial Cup: 1995 & 1994 (Kamloops)

ACQUIRED

Acquired by Vancouver from San Jose with Christian Ehrhoff in exchange for Daniel Rahimi and Patrick White, August 28, 2009.

PERSONAL

Brad's father, Bernie, played two NHL seasons (1973-75) with Pittsburgh and St. Louis...His cousin, Morris, appeared in 582 NHL games from 1979-80 to 1986-87 with Winnipeg, Boston and Los Angeles...The Canucks were his favourite NHL team growing up.

CAREER HIGHLIGHTS

2008.09: Made six postseason appearances and played 58 regular season games with San Jose, his sixth NHL club...Recorded an assist, three takeaways and finished a plus four, Mar. 21/09 vs DAL...Notched his first point with San Jose, an assist, Nov. 2/08 at COL...Traded to San Jose with Dan Boyle from Tampa Bay in exchange for Matt Carle, Ty Wishart, a first round selection in the 2009 NHL Entry Draft and a fourth round selection in 2010, Jul. 4/08. **2007.08:** Led the Lightning with 153 hits and finished third with 108 blocked shots...Recorded his 100th career point, an assist and blocked three shots, Jan. 8/08 at NYR. **2006.07:** Finished second among New Jersey defencemen in goals and third in points...Scored his first career overtime goal, Feb. 1/07 at PHI and first career shorthanded goal, Dec. 2/06 at PHI. **2005.06:** Split season with the Islanders and New Jersey. **2004.05:** Played 16 games with Fort Worth (CHL). **2003.04:** Won the Stanley Cup with Tampa Bay, playing 18 games and recording two points...Tied for 7th in the League with a career high plus/minus of plus 29...Recorded career highs in games, points and plus/minus. **2002.03:** Scored in his Tampa Bay debut, Oct. 10/02 at FLA. **2001.02:** Scored his only goal of the season, Mar. 14/02 at MTL. **2000.01:** Led Dallas and finished fourth among NHL defencemen in plus/minus (plus 28)...Posted first career multi-point game (0-2-2), Dec. 31/00 vs NYR. **1999.00:** Scored first game-winning goal, Mar. 19/00 vs SJ. **1998.99:** Split season between Dallas and Michigan.

NHL MILESTONES

100th NHL Game: Nov. 11/00 vs CGY
600th NHL Game: Nov. 16/08 at CHI

100th NHL Point: Jan. 8/08 at NYR

2008.09 GAME BY GAME

Oct. 9	vs ANA	0-0	0/0	15:09
Oct. 11	vs LA	0-0	1/0	14:05
Oct. 12	@ LA	DND		
Oct. 14	vs CBJ	0-0	0/0	19:41
Oct. 17	@ ANA	0-0	0/-1	15:19
Oct. 18	vs PHI	0-0	0/0	14:22
Oct. 22	@ PHI	0-0	2/0	19:00
Oct. 24	@ FLA	0-0	2/1	16:00
Oct. 25	@ TB	0-0	1/1	12:43
Oct. 28	vs PIT	0-0	1/1	15:15
Oct. 30	vs DET	0-0	1/1	18:19
Nov. 2	@ COL	0-1	0/1	16:49
Nov. 4	vs MIN	0-1	1/0	15:33
Nov. 6	vs STL	0-1	0/1	11:09
Nov. 8	vs DAL	0-0	2/1	18:38
Nov. 9	@ PHX	0-0	0/0	15:11
Nov. 11	vs NSH	0-1	1/1	18:02
Nov. 13	vs CGY	0-0	3/0	14:39
Nov. 16	@ CHI	0-0	0/-2	16:10
Nov. 17	@ NSH	0-0	0/0	13:13
Nov. 22	vs WSH	0-0	0/2	15:11
Nov. 26	vs CHI	0-0	0/0	20:05
Nov. 28	@ DAL	0-0	1/1	18:31
Nov. 29	@ PHX	0-1	1/1	17:33
Dec. 2	vs TOR	0-0	0/-1	18:17
Dec. 4	vs CBJ	0-0	0/-1	8:33
Dec. 6	vs EDM	DND		
Dec. 11	vs ANA	DND		
Dec. 13	vs STL	0-1	0/0	14:27
Dec. 15	@ LA	0-0	0/-1	16:53
Dec. 17	@ CBJ	0-0	1/-1	13:22
Dec. 18	@ DET	0-0	0/0	19:12
Dec. 20	Vs NYR	0-0	2/0	17:18
Dec. 23	vs VAN	0-0	1/0	17:21
Dec. 27	@ STL	0-0	2/0	18:22
Dec. 29	@ DAL	0-0	0/2	16:14
Dec. 31	@ MIN	0-0	4/0	17:22
Jan. 3	vs NYI	0-0	1/1	18:57
Jan. 6	@ CGY	0-0	1/0	15:57
Jan. 9	@ EDM	INJ		
Jan. 10	@ VAN	INJ		
Jan. 13	vs TB	INJ		
Jan. 15	vs CGY	DND		
Jan. 17	vs DET	DND		
Jan. 20	vs VAN	INJ		
Jan. 27	@ COL	INJ		
Jan. 29	vs PHX	INJ		
Jan. 31	vs CHI	INJ		
Feb. 5	vs CAR	INJ		
Feb. 7	@ CBJ	INJ		
Feb. 10	@ BOS	INJ		
Feb. 11	@ PIT	INJ		
Feb. 13	@ BUF	INJ		
Feb. 15	@ NJ	INJ		
Feb. 17	vs EDM	INJ		
Feb. 19	vs LA	INJ		
Feb. 21	vs ATL	INJ		
Feb. 23	@ DAL	0-0	0/1	13:38
Feb. 25	@ DET	DND		
Feb. 26	@ OTT	0-0	0/0	10:45
Feb. 28	@ MTL	0-0	1/0	13:23
Mar. 3	vs DAL	0-0	1/-2	14:13
Mar. 5	vs MIN	0-0	0/0	17:02
Mar. 7	@ VAN	0-0	0/-1	19:10
Mar. 10	@ MIN	0-0	0/0	20:43
Mar. 12	@ STL	DND		
Mar. 14	vs LA	0-0	1/0	14:31
Mar. 15	@ ANA	0-0	1/0	12:42
Mar. 17	@ PHX	0-0	2/0	17:42
Mar. 19	vs NSH	0-0	0/-1	17:24
Mar. 21	vs DAL	0-1	1/4	16:23
Mar. 22	vs COL	0-0	2/-1	17:41
Mar. 25	@ CHI	0-0	0/0	15:54
Mar. 26	@ NSH	0-0	1/-1	20:54
Mar. 28	vs PHX	0-0	2/-1	17:29
Mar. 30	@ CGY	0-1	0/0	17:41
Apr. 2	@ EDM	0-0	1/0	14:57
Apr. 4	vs ANA	0-0	0/0	18:37
Apr. 5	@ ANA	0-0	1/0	14:10
Apr. 7	vs COL	0-0	0/0	17:15
Apr. 9	vs PHX	DND		
Apr. 11	@ LA	0-0	0/-1	15:10

#1

ROBERTO LUONGO

CAREER STATS

MOST SHOTS FACED **60**

FEB. 27/02 vs DET

MOST SAVES IN A GAME **57**

FEB. 27/02 vs DET

SHOOTOUT RECORD **11-11**
PENALTY SHOT RECORD **11/12**


REGULAR SEASON

PLAYOFFS

SEASON	CLUB	LEA	GPI	W	L	T/OT	MIN	GA	SO	GAA	PCT	GPI	W	L	MIN	GA	SO	GAA
1995-96	Val d'Or	QMJHL	23	6	11	4	1201	74	0	3.70	-	3	0	1	68	5	0	4.41
1996-97	Val d'Or	QMJHL	60	32	22	2	3305	171	2	3.10	-	13	8	5	777	44	0	3.40
1997-98	Val d'Or	QMJHL	54	27	20	5	3046	157	7	3.09	.908	17	14	3	1019	37	2	2.18
1998-99	Val d'Or	QMJHL	21	6	10	2	1176	77	1	3.93	.902	-	-	-	-	-	-	-
	Acadie-Bathurst	QMJHL	22	14	7	1	1340	74	0	3.31	.914	23	16	6	1400	64	0	2.74
1999-00	NY Islanders	NHL	24	7	14	1	1,292	70	1	3.25	.904	-	-	-	-	-	-	-
	Lowell	AHL	26	10	12	4	1517	74	1	2.93	.908	6	3	3	359	18	0	3.01
2000-01	Florida	NHL	47	12	24	7	2,628	107	5	2.44	.920	-	-	-	-	-	-	-
	Louisville	AHL	3	1	2	0	178	10	0	3.38	.917	-	-	-	-	-	-	-
2001-02	Florida	NHL	58	16	33	4	3,029	140	4	2.77	.915	-	-	-	-	-	-	-
2002-03	Florida	NHL	65	20	34	7	3,627	164	6	2.71	.918	-	-	-	-	-	-	-
2003-04	Florida	NHL	72	25	33	14	4,251	172	7	2.43	.931	-	-	-	-	-	-	-
2004-05	Did Not Play																	
2005-06	Florida	NHL	75	35	30	9	4,304	213	4	2.97	.914	-	-	-	-	-	-	-
	Canada	Olympics	2	1	1	0	119	3	0	1.51	-	-	-	-	-	-	-	-
2006-07	Vancouver	NHL	76	47	22	6	4,490	171	5	2.29	.921	12	5	7	847	25	0	1.77
2007-08	Vancouver	NHL	73	35	29	9	4,233	168	6	2.38	.917	-	-	-	-	-	-	-
2008-09	Vancouver	NHL	54	33	13	7	3,181	124	9	2.34	.920	10	6	4	618	26	1	2.52
VANCOUVER TOTALS			203	115	64	22	11,904	463	20	2.33	.919	22	11	11	1,465	51	1	2.09
NHL TOTALS			544	230	232	64	31,038	1,329	47	2.57	.919	22	11	11	1,465	51	1	2.09

NHL FIRSTS

First Game: Nov. 28/99 vs BOS**First Win:** Nov. 28/99 vs BOS**First Shutout:** Dec. 27/99 vs BOS

STREAKS

Longest Undefeated Streak: 9 games Jan. 31-Feb. 21/09: 8-0-1**Longest Winning Streak:** 8 games Feb. 3-21/09**Longest Shutout Sequence:** 242:36 Nov. 4-12/08**Consecutive Starts:** 35 Jan. 31/08 – Oct. 16/09

HONOURS

Scotiabank NHL Fan Fav award: 2008.09

Molson Cup Winner: 2008.09, 2007.08, 2006.07

Cyclone Taylor Trophy: 2007.08

NHL All-Star: 2008.09, 2006.07, 2003.04

NHL Second All-Star Team: 2006.07, 2003.04

Cyclone Taylor Trophy: 2006.07

Most Exciting Player Award: 2006.07

NHL YoungStar: 2001.02

Michael Bossy Trophy (Top Draft Prospect): 1996.97

ACQUIRED

From Florida with Lukas Krajicek and a sixth round pick in the 2006 NHL Entry Draft (Sergei Shirokov) in exchange for Bryan Allen, Alex Auld and Todd Bertuzzi on June 23, 2006.

PERSONAL

Roberto and his wife Gina have a daughter named Gabriella. Roberto's nickname is Louie. His favourite player growing up was Grant Fuhr. Spends the off-season in Montreal and Florida. Likes to sit in the stands and tape his stick before every game. Enjoys playing poker, golf and watching movies. Roberto's first job was selling shoes in his father's shoe store.

CAREER HIGHLIGHTS

2008.09: Advanced to the WCSF for the second time in his career, posting a record of 11-11 in the 2009 Stanley Cup Playoffs. Recorded his first career shutout in the post season. Posted 33 wins, 234 GAA, nine shutouts and a record of 33-13-7 in the 2008.09 season. Posted 30+ wins for the fourth consecutive season. Ranked second in the League with nine shutouts this season. Ranks tied for fourth among active goaltenders with 47 career shutouts. Established a new franchise record for shutouts in a season (9). Posted wins in four consecutive games, Mar. 13-19/09. Won in four consecutive games, Feb. 27-Mar. 7/09. Owned the second longest winning streak this season (8 wins) and second longest winning streak for a goaltender in franchise history, Feb. 3-21/09. Named the Molson Cup winner for the month of November after being awarded a star for six games in the month. Named the NHL's first star of the week (ending Nov. 9/08). Had no regulation losses for seven consecutive games (5-0-2), Nov. 4-19/08. Set a new career shutout sequence, playing 242:36 without allowing an opposition goal (franchise record and second longest streak in the modern NHL), Nov. 4-Nov. 12/08. Won the Molson Cup Award for the month of October after being named a game star on three occasions. Played in his 500th career game, becoming only the 53rd goaltender in League history to reach this feat, Oct. 31/08 at ANA. **2007.08:** Has played three consecutive seasons with 35 or more wins. Set a Canucks record for longest consecutive shutout streak (over three complete games, 210:34 minutes Nov. 23-Dec. 2). Named NHL's second star for November, posting an 8-2-2 record, 1.56 GAA, 940 save percentage and four shutouts. Named second star posting a season-high 49 saves on 51 shots for the shootout victory, Feb. 21/08 at NSH. Posted third consecutive shutout stopping 26 shots (turned away a combined 79 shots over three games). **2006.07:** Set new League record for most shots faced by a goaltender and most shots faced in his NHL Playoff debut (76), tying for the second highest number of saves all-time (72). Played in the franchise's longest game in playoff history at 138:06 minutes. Set career highs for wins (47) and longest undefeated streak (8 games: 6-0-2 from Mar. 13-29). Finished second in the NHL in wins (47). Ranked tied for 6th in the League for GAA (2.29) and shutouts (5) and was 4th in the league in save percentage (.921). Finalist for the Vezina Trophy, Hart Trophy and Lester B. Pearson Award. Posted 39th win, named second star and set a new franchise record for wins by a Vancouver goaltender in a single season, Mar. 9 at SJ. Set new single-season career high after posting his 36th win, Mar. 1 vs PHX. Won 30th game of the season and set new franchise record becoming first Canucks goalie to win 30 games in his first season with the club, Feb. 6 at EDM. Named NHL's 'Third Star' for January after posting an 8-1-2 record, 1.86 GAA, .945 save percentage and one shutout in 11 games played. Recorded 30th career shutout making 30 saves and was named first star, Jan. 16 at MTL. **2005.06:** Set a Panthers franchise record with his 107th career win, Apr. 13 at OTT. Turned away 27 shots for his 25th career shutout, Oct. 7 vs TB. **2004.2005:** Represented Team Canada at the World Championships and World Cup. **2003.04:** Set NHL records for saves (2,303) and shots against (2,475). Recorded new career highs and franchise records for games played (72), minutes played (4,252), shutouts (7), consecutive shutout minutes (182:37, Feb. 21-27), consecutive starts and games played by a goaltender (18 from Nov. 29 - Jan. 10). Ranked third among NHL goaltenders in save percentage (.931), third in minutes (4,252), fourth in games played (72) and fifth in shutouts (7). Set career highs in wins (25), becoming only

2008.09 GAME BY GAME

Oct. 9	vs CGY	0-25	W	60
Oct. 11	@ CGY	4-29	W	64
Oct. 13	@ WSH	5-25	L	40
Oct. 16	@ DET	3-35	W	60
Oct. 17	@ BUF	DNP		
Oct. 19	@ CHI	4-26	L	58
Oct. 21	@ CBJ	3-32	L	59
Oct. 25	vs EDM	3-28	W	60
Oct. 28	vs BOS	1-30	L	59
Oct. 30	@ LA	0-28	W	59
Oct. 31	@ ANA	6-37	W	65
Nov. 2	vs DET	3-23	L	59
Nov. 4	vs NSH	0-24	W	60
Nov. 6	vs PHX	0-28	W	59
Nov. 8	vs MIN	0-29	W	60
Nov. 12	vs COL	1-34	O	65
Nov. 15	vs TOR	2-30	W	60
Nov. 17	@ NYI	1-35	O	64
Nov. 19	@ NYR	3-42	W	60
Nov. 20	@ MIN	DNP		
Nov. 22	@ PIT	0-1		5
Nov. 24	vs DET	INJ		
Nov. 27	vs CGY	INJ		
Nov. 29	@ CGY	INJ		
Dec. 1	@ CBJ	INJ		
Dec. 4	@ DET	INJ		
Dec. 5	@ MIN	INJ		
Dec. 7	@ COL	INJ		
Dec. 9	@ NSH	INJ		
Dec. 13	@ EDM	INJ		
Dec. 14	vs FLA	INJ		
Dec. 17	vs EDM	INJ		
Dec. 20	vs CHI	INJ		
Dec. 22	vs ANA	INJ		
Dec. 23	@ SJ	INJ		
Dec. 26	vs EDM	INJ		
Dec. 28	vs OTT	INJ		
Dec. 30	vs PHI	INJ		
Jan. 1	@ NSH	INJ		
Jan. 2	@ ATL	INJ		
Jan. 4	vs DAL	INJ		
Jan. 7	@ EDM	INJ		
Jan. 9	vs STL	INJ		
Jan. 10	vs SJ	INJ		
Jan. 13	vs NYI	INJ		
Jan. 15	vs PHX	4-32	L	60
Jan. 18	vs CBJ	5-28	O	65
Jan. 20	@ SJ	2-29	O	63
Jan. 28	vs NSH	4-37	L	59
Jan. 31	vs MIN	4-27	O	61
Feb. 3	vs CAR	3-27	W	60
Feb. 7	vs CHI	3-39	W	60
Feb. 10	@ STL	4-28	W	60
Feb. 12	@ PHX	3-28	W	60
Feb. 13	@ DAL	DNP		
Feb. 15	vs MTL	2-27	W	60
Feb. 17	@ CGY	3-41	W	65
Feb. 19	@ OTT	2-27	W	60
Feb. 21	@ TOR	2-38	W	65
Feb. 24	@ MTL	2-16	L	58
Feb. 27	vs TB	1-21	W	60
Mar. 1	vs CBJ	1-20	W	60
Mar. 3	vs MIN	2-19	W	60
Mar. 7	vs SJ	1-29	W	60
Mar. 9	@ LA	3-22	L	59
Mar. 11	@ ANA	4-41	O	64
Mar. 13	vs LA	2-26	W	60
Mar. 15	vs COL	2-20	W	60
Mar. 17	vs DAL	2-26	W	60
Mar. 19	vs STL	0-30	W	60
Mar. 21	@ PHX	3-23	L	40
Mar. 24	@ DAL	2-37	W	60
Mar. 26	@ STL	4-32	L	60
Mar. 27	@ COL	DNP		
Mar. 29	@ CHI	0-26	W	60
Mar. 31	@ MIN	1-34	W	64
Apr. 2	vs ANA	5-32	O	65
Apr. 4	@ EDM	4-24	L	60
Apr. 5	vs COL	4-26	L	60
Apr. 7	vs CGY	1-47	W	60
Apr. 9	vs LA	0-20	W	60
Apr. 11	@ COL	0-22	W	61

#1

ROBERTO
LUONGO



the second Panthers goaltender to record as many as 25 wins in a season (John Vanbiesbrouck)...Finished the season as the NHL's active shutout leader prior to turning 25 years old, with 23, topping Martin Brodeur's 22...Finalist for the Vezina Trophy and Lester B. Pearson Award...Posted franchise record seventh shutout of the season with 29 saves Mar. 2 at WSH in a 1-0 win. **2002.03:** Broke his own franchise record with a 144-51 scoreless streak, Jan. 20 vs MTL. **2000.01:** Tied for sixth in the NHL in save percentage and tied the second-best save percentage for a rookie in NHL history (Manny Fernandez, 1999.00)...Made 21 saves to earn his first win as a Panther Nov. 25, 2-1 vs TB in OT – the first victory by a rookie goalie in Panthers history...Became the first rookie in Panthers history to record a shutout with 0-0 tie (20 saves), Oct. 22 at MIN. **1999.00:** Stopped first career NHL penalty shot (Dan Kesa), Jan. 13 at TB...Made career-high 46 saves Dec. 19 in 5-3 win vs NJ. **1998.99:** Won Quebec League title with Acadie-Bathurst and led all QMJHL goaltenders in Playoff games played (23), wins (16) and minutes (1,400), finishing 16-6 overall in the post season through the Memorial Cup Finals. **1997.98:** Drafted first round, fourth overall in the 1997 NHL Entry Draft by the NYI, making him the highest drafted goaltender in league history...Won the QMJHL title with Val d'Or, appearing in 17 playoff games posting a 14-3 record and a 2.18 GAA.

INTERNATIONAL

Olympics: 2006

World Championships: 2005 (silver), 2004 (gold), 2003 (gold), 2001

World Cup: 2004 (gold)

World Junior Championships: 1999 (silver)

NHL MILESTONES

100th NHL Win: Jan. 27/06 vs NJ (4-0 W)

200th NHL Win: Mar. 31/09 at MIN (2-1 W in OT)

100th NHL Game: Dec. 31/01 vs ATL (4-3 W)

500th NHL game: Oct. 31/08 at ANA (7-6 W in SO)

LUONGO vs NHL

TEAM	GPI	MINS	GA	SOG	SO	W	L	T/OT	WIN%	GAA	SV%
Anaheim	16	849	39	432	2	7	6	2	.533	2.76	.910
Atlanta	24	1290	62	696	1	9	11	2	.455	2.88	.911
Boston	23	1302	53	732	4	10	9	3	.523	2.44	.928
Buffalo	15	903	30	477	1	7	6	2	.533	1.99	.937
Calgary	22	1261	57	675	1	13	8	1	.614	2.71	.916
Carolina	27	1532	66	858	1	10	13	4	.444	2.58	.923
Chicago	17	965	35	483	3	9	6	1	.594	2.18	.928
Colorado	24	1394	69	678	2	7	14	3	.354	2.97	.898
Columbus	14	851	30	363	4	6	4	4	.571	2.12	.917
Dallas	15	864	29	460	2	8	4	2	.643	2.01	.937
Detroit	16	914	40	577	0	6	8	2	.438	2.46	.931
Edmonton	21	1264	51	587	1	12	6	3	.643	2.42	.913
Florida	3	190	8	110	0	2	0	1	.833	2.53	.927
Los Angeles	15	895	33	418	2	8	6	1	.567	2.21	.921
Minnesota	25	1428	65	648	2	9	11	5	.460	2.73	.900
Montreal	22	1289	53	694	2	8	8	5	.500	2.47	.924
Nashville	16	897	34	452	2	6	6	3	.500	2.27	.925
New Jersey	18	1022	52	593	2	5	13	0	.278	3.05	.912
NY Islanders	20	1059	46	601	0	5	9	3	.382	2.61	.923
NY Rangers	20	1149	51	653	2	7	10	2	.421	2.66	.922
Ottawa	17	904	50	576	0	5	11	1	.324	3.32	.913
Philadelphia	12	566	34	364	0	2	6	3	.318	3.60	.907
Phoenix	13	728	31	373	1	6	7	0	.462	2.55	.917
Pittsburgh	22	1263	59	667	4	12	7	2	.619	2.80	.912
San Jose	15	864	43	455	0	5	8	2	.400	2.99	.905
St. Louis	17	1014	39	483	2	10	7	0	.588	2.31	.919
Tampa Bay	27	1588	64	856	3	13	11	2	.538	2.42	.925
Toronto	16	915	36	497	1	8	6	2	.563	2.36	.928
Vancouver	2	99	5	49	0	0	1	0	.000	3.03	.898
Washington	30	1722	65	923	2	15	10	3	.589	2.26	.930
Totals	544	31,038	1,329	16,430	47	230	232	64	.498	2.57	.919

#8

WILLIE MITCHELL

CAREER STATS

MOST GOALS IN A GAME 2

JAN. 9/09 vs STL

MOST ASSISTS IN A GAME 2

SEVERAL TIMES – LATEST OCT. 16/08 at DET

MOST POINTS IN A GAME 3

JAN. 9/09 vs STL: 2-1-3

CAREER HAT TRICKS 0

GAME-WINNING GOALS 4

LATEST NOV. 15/08 vs TOR

POWER PLAY GOALS 0


SHORTHANDED GOALS 1

DEC. 10/02 vs TB

OVERTIME POINTS 0-4-4

SHOOTOUT RECORD 0/0

0 GDG

PENALTY SHOT RECORD 0/0


REGULAR SEASON

PLAYOFFS

MITCHELL vs NHL

SEASON	CLUB	LEA	GP	G	A	PTS	PIM	GP	G	A	PTS	PIM	TEAM	GP	G	A	PTS	PIM
1997.98	Clarkson	ECAC	34	9	17	26	105	–	–	–	–	–	Anaheim	29	0	3	3	41
1998.99	Clarkson	ECAC	34	10	19	29	40	–	–	–	–	–	Atlanta	8	0	1	1	2
	Albany	AHL	6	1	3	4	29	–	–	–	–	–	Boston	8	0	0	0	6
1999.00	New Jersey	NHL	2	0	0	0	0	–	–	–	–	–	Buffalo	7	0	3	3	6
	Albany	AHL	63	5	14	19	71	5	1	2	3	4	Calgary	36	1	7	8	53
2000.01	New Jersey	NHL	16	0	2	2	29	–	–	–	–	–	Carolina	7	0	0	0	6
	Minnesota	NHL	17	1	7	8	11	–	–	–	–	–	Chicago	25	1	1	2	17
	Albany	AHL	41	3	13	16	94	–	–	–	–	–	Colorado	42	1	16	17	28
2001.02	Minnesota	NHL	68	3	10	13	68	–	–	–	–	–	Columbus	28	0	6	6	18
2002.03	Minnesota	NHL	69	2	12	14	84	18	1	3	4	14	Dallas	21	0	2	2	8
2003.04	Minnesota	NHL	70	1	13	14	83	–	–	–	–	–	Detroit	28	1	9	10	24
2004.05	Did Not Play	–	–	–	–	–	–	–	–	–	–	–	Edmonton	40	1	5	6	62
2005.06	Minnesota	NHL	64	2	6	8	87	–	–	–	–	–	Florida	6	0	0	0	2
	Dallas	NHL	16	0	2	2	26	5	0	0	0	2	Los Angeles	26	1	5	6	20
2006.07	Vancouver	NHL	62	1	10	11	45	12	0	1	1	12	Minnesota	21	1	5	6	16
2007.08	Vancouver	NHL	72	2	10	12	81	–	–	–	–	–	Montreal	8	0	1	1	12
2008.09	Vancouver	NHL	82	3	20	23	59	10	0	2	2	22	Nashville	24	0	2	2	12
													New Jersey	7	1	1	2	6
													NY Islanders	7	1	1	2	4
													NY Rangers	9	0	3	3	8
VANCOUVER TOTALS			216	6	40	46	185	22	0	3	3	34	Ottawa	10	0	0	0	4
NHL TOTALS			538	15	92	107	573	45	1	6	7	50	Philadelphia	9	0	1	1	8
													Phoenix	30	0	3	3	55
													Pittsburgh	9	0	3	3	21
													St. Louis	25	2	5	7	37
													San Jose	29	1	5	6	25
													Tampa Bay	6	1	1	2	9
													Toronto	6	1	0	1	4
													Vancouver	22	1	2	3	53
													Washington	5	0	1	1	6
													Totals	538	15	92	107	573

NHL FIRSTS

First Goal: Mar. 25/01 at TOR**First Goal:** Mar. 25/01 vs VAN**First Assist:** Oct. 6/00 vs MTL

STREAKS

Assists: 4 games Apr. 2-8/01: 5 assists**Points:** 4 games Apr. 2-8/01: 0-5-5

HONOURS

Walter (Babe) Pratt (Canucks "Best Defenceman"): 2008.09, 2007.08

NCAA East Second All-American Team: 1999

ACQUIRED

Signed as a free agent by Vancouver on July 1, 2006.

PERSONAL

Wille lives with his wife Megan in Port McNeill, BC during the Summer...Grandfather Les Mitchell played in the West Coast Hockey League and earned a tryout at the NYR camp during the Original Six days...Most memorable NHL moment was playing in his first Saturday night Hockey Night in Canada game at TOR...Loves to spend time salmon fishing, fly fishing, hiking, mountain biking and camping when away from the rink...Dill pickle potato chips, hamburgers and sushi are his favourite foods...Rooted for the Canucks growing up and his favourite players were Cam Neely and Jeremy Roenick...Began playing hockey at the age of four...His mom, Nadia, and his dad, Reid, are the two people who most influenced his hockey career...Favourite movie is *Wedding Crashers* and favourite TV show is *SportsCentre*...Vince Vaughn is his favourite actor and Selma Hayek his favourite actress...First job as a kid was working at a logging camp...Most memorable moment away from the rink was catching a 50-pound salmon with his dad at Rivers Inlet, BC...Best friends in hockey are Nick Schultz and Eric Cole.

CAREER HIGHLIGHTS

2008.09: Registered two points (0-2-2) and 22 penalty minutes in 10 playoff games...Recorded 23 points (3-20-23), 59 penalty minutes and +29 during the 2008.09 season...Established career highs in assists (20) and points (23)...Finished the season +29, tied for the ninth best plus/minus in the League...Tallied two points (0-2-2) in two consecutive games...Set a single-game career high for most points (2-1-3) and goals (2) in a single game, Jan. 9/09 vs CBJ...Notched the game-winner, tying a career high for most game-winning goals in a season, Nov. 15/09 vs TOR...Registered three points (1-2-3) in two consecutive games, Oct. 16-17/08...**2007.08:** Scored the game-winning goal, his first of the season, and was named first star, Nov. 18 at CGY...Blocked three shots and registered an assist to finish plus-one in a team-high 26:55 TOI, Nov. 8 at CGY...Blocked a game-high five shots, Oct. 22 at CAR...**2006.07:** Had one assist and 12 penalty minutes in 12 post season games...Earned two assists, tying a career high for most points in a game, Feb. 18 vs COL...Recorded his first goal as a Vancouver Canuck, Jan. 11 vs MIN...Recorded one assist and five blocked shots and was named second star, Dec. 14 vs CGY...Notched his first point as a Canuck, an assist, Oct. 8 at COL...**2005.06:** Played five playoff games for the Stars...Registered his first point as a Star with an assist, Mar. 16 at LA...Named captain of the Wild for the month of December...Tallied his first goal of the year, Oct. 19 vs SJ...**2004.05:** Did not play during the 2004.05 season...**2003.04:** Ranked tied for first in plus/minus (plus 12), second in average ice time (22:35) and fourth in PIMs on the team...Established a career-high for assists in a season and matched his career-high point total...**2002.03:** Recorded career-highs in points (14), shots (67) and PIM (84)...Ranked third on the team with a career-best +13 rating...Tallied Wild's first goal and earned third star honours in Game Five playoff win, Apr. 19 at COL...Ranked second in scoring among Wild blueliners in the post season...Recorded lone multi-point game with a goal and an assist, Dec. 10 vs TB...Notched his 14th point of the season, an assist, establishing a new career-high for points, Mar. 23 vs DET...Potted his second goal of the year and his first game winner, Mar. 4 vs NJ...Picked up his fourth assist in five games with a helper on a shorthanded goal, Oct. 31 vs SJ...**2001.02:** Established career-high with three goals and finished the year with 13 points (3-10-13)...Ranked third on the team in average ice time (24:16)...Finished third among Wild defencemen in scoring...Scored first game-winning goal of NHL career, Oct. 7 at LA...**2000.01:** Split his first full NHL season between MIN and NJ...Appeared in 33 total games and registered one, nine assists and 40 PIM...Finished season with career-best four-game point-scoring streak (0-5-5), Apr. 2-8...Posted first multi-point game of NHL career with two assists, Apr. 6 vs CBJ...**1999.00:** Tallied a goal and two assists in five games with Albany during the Calder Cup Playoffs...Registered points (2-1-3) in season-high three consecutive games, Mar. 17-19.

INTERNATIONAL

World Championships: 2004

NHL MILESTONES

100th NHL game: Oct. 12/02 at STL**500th NHL game:** Jan. 10/09 vs SJ**100th NHL point:** Jan. 18/09 vs CBJ

2008.09 GAME BY GAME

Oct. 9	vs CGY	0-0	1/1	19:38
Oct. 11	@ CGY	0-0	0/3	25:11
Oct. 13	@ WSH	0-0	0/1	19:33
Oct. 16	@ DET	0-2	3/1	21:17
Oct. 17	@ BUF	0-1	0/0	21:00
Oct. 19	@ CHI	0-0	0/1	24:07
Oct. 21	@ CBJ	0-0	2/1	24:31
Oct. 25	vs EDM	0-1	2/1	18:58
Oct. 28	vs BOS	0-0	0/0	19:45
Oct. 30	@ LA	0-1	0/1	21:35
Oct. 31	@ ANA	0-0	0/2	26:41
Nov. 2	vs DET	0-0	1/0	16:18
Nov. 4	vs NSH	0-1	5/1	22:48
Nov. 6	vs PHX	0-0	2/1	21:36
Nov. 8	vs MIN	0-0	1/0	20:27
Nov. 12	vs COL	0-0	2/0	24:27
Nov. 15	vs TOR	1-0 (W)	1/2	23:51
Nov. 17	@ NYI	0-0	1/1	25:21
Nov. 19	@ NYR	0-0	2/1	25:23
Nov. 20	@ MIN	0-1	2/2	24:01
Nov. 22	@ PIT	0-0	1/0	26:54
Nov. 24	vs DET	0-0	0/2	27:20
Nov. 27	vs CGY	0-0	3/-1	21:44
Nov. 29	@ CGY	0-0	0/-1	23:36
Dec. 1	@ CBJ	0-0	1/-1	23:52
Dec. 4	@ DET	0-0	1/-2	23:43
Dec. 5	@ MIN	0-0	4/0	22:47
Dec. 7	@ COL	0-1	0/-1	26:01
Dec. 9	@ NSH	0-0	1/1	23:52
Dec. 13	@ EDM	0-0	0/-2	20:50
Dec. 14	vs FLA	0-0	0/-1	24:10
Dec. 17	vs EDM	0-1	1/2	25:27
Dec. 20	vs CHI	0-0	2/-2	22:14
Dec. 22	vs ANA	0-0	0/-1	19:40
Dec. 23	@ SJ	0-0	1/-1	20:13
Dec. 26	vs EDM	0-0	1/0	20:08
Dec. 28	vs OTT	0-0	0/0	25:21
Dec. 30	vs PHI	0-0	3/0	27:22
Jan. 1	@ NSH	0-1	3/1	22:48
Jan. 2	@ ATL	0-0	3/0	32:16
Jan. 4	vs DAL	0-0	1/0	26:07
Jan. 7	@ EDM	0-0	0/2	25:00
Jan. 9	vs STL	2-1	3/2	22:38
Jan. 10	vs SJ	0-0	0/1	21:04
Jan. 13	vs NJ	0-1	1/-2	22:29
Jan. 15	vs PHX	0-0	1/-1	23:45
Jan. 18	vs CBJ	0-1	2/2	27:07
Jan. 20	@ SJ	0-0	0/-1	24:16
Jan. 28	vs NSH	0-0	1/2	20:22
Jan. 31	vs MIN	0-0	1/0	21:47
Feb. 3	vs CAR	0-0	0/0	22:23
Feb. 7	vs CHI	0-0	0/2	22:10
Feb. 10	@ STL	0-1	0/2	21:30
Feb. 12	@ PHX	0-0	2/0	22:58
Feb. 13	@ DAL	0-0	1/0	19:43
Feb. 15	vs MTL	0-0	1/1	19:36
Feb. 17	@ CGY	0-1	1/0	24:32
Feb. 19	@ OTT	0-0	0/3	23:44
Feb. 21	@ TOR	0-0	1/0	23:22
Feb. 24	@ MTL	0-0	1/0	22:39
Feb. 27	vs TB	0-0	1/0	17:54
Mar. 1	vs CBJ	0-0	0/0	22:36
Mar. 3	vs MIN	0-1	2/3	21:57
Mar. 7	vs SJ	0-0	2/1	22:03
Mar. 9	@ LA	0-0	2/0	17:38
Mar. 11	@ ANA	0-1	0/0	22:12
Mar. 13	vs LA	0-1	0/2	22:54
Mar. 15	vs COL	0-0	0/2	23:13
Mar. 17	vs DAL	0-0	0/1	26:33
Mar. 19	vs STL	0-0	0/2	20:56
Mar. 21	@ PHX	0-0	0/0	24:15
Mar. 24	@ DAL	0-0	1/0	21:33
Mar. 26	@ STL	0-0	3/0	20:45
Mar. 27	@ COL	0-1	0/1	23:40
Mar. 29	@ CHI	0-0	2/1	20:31
Mar. 31	@ MIN	0-0	1/-1	25:29
Apr. 2	vs ANA	0-0	1/-1	24:24
Apr. 4	@ EDM	0-0	3/-2	20:23
Apr. 5	vs COL	0-0	1/-1	23:41
Apr. 7	vs CGY	0-0	0/1	23:25
Apr. 9	vs LA	0-0	0/0	21:11
Apr. 11	@ COL	0-1	1/1	27:41

#32

LAWRENCE
NYCHOLAT

CAREER STATS

MOST GOALS IN A GAME 1

TWICE – LATEST JAN. 4/07 vs MTL

MOST ASSISTS IN A GAME 1

SEVERAL TIMES – LATEST NOV. 15/08 vs TOR

MOST POINTS IN A GAME 2

JAN. 4/07 vs MTL: 1-1-2

CAREER HAT TRICKS 0

GAME WINNING GOALS 0

POWER PLAY GOALS 0

SHORTHANDED GOALS 0

OVERTIME POINTS 0-0-0

SHOOTOUT RECORD 0/0

0 GDG

PENALTY SHOT RECORD 0/0



REGULAR SEASON

PLAYOFFS

NYCHOLAT vs NHL

SEASON	CLUB	LEA	GP	G	A	PTS	PIM	GP	G	A	PTS	PIM	TEAM	GP	G	A	PTS	PIM
1996-97	Swift Current	WHL	67	8	13	21	82	–	–	–	–	–	Atlanta	1	0	0	0	0
1997-98	Swift Current	WHL	71	13	35	48	108	1	0	0	0	0	Boston	2	0	0	0	0
1998-99	Swift Current	WHL	72	16	44	60	125	6	2	2	4	12	Buffalo	4	0	1	1	0
1999-00	Swift Current	WHL	70	22	58	80	92	2	0	0	0	0	Carolina	3	0	1	1	4
2000-01	Jackson	ECHL	5	1	2	3	5	–	–	–	–	–	Chicago	1	0	0	0	0
	Cleveland	IHL	42	3	7	10	69	4	0	0	0	2	Columbus	1	0	0	0	0
2001-02	Houston	AHL	72	3	11	14	92	14	1	0	1	23	Dallas	1	0	0	0	0
2002-03	Houston	AHL	66	11	28	39	155	–	–	–	–	–	Detroit	1	0	0	0	2
	Hartford	AHL	15	2	9	11	6	2	2	0	2	0	Edmonton	2	0	0	0	0
2003-04	NY Rangers	NHL	9	0	0	0	6	–	–	–	–	–	Florida	3	0	0	0	2
	Hartford	AHL	72	6	26	32	130	16	0	5	5	28	Minnesota	3	0	0	0	2
2004-05	Hartford	AHL	79	5	38	43	132	6	0	3	3	11	Montreal	2	1	1	2	0
2005-06	Hershey	AHL	73	13	44	57	94	16	2	12	14	12	New Jersey	3	1	1	2	2
2006-07	Washington	NHL	18	2	6	8	12	–	–	–	–	–	NY Islanders	2	0	0	0	0
	Ottawa	NHL	1	0	0	0	0	–	–	–	–	–	NY Rangers	3	0	1	1	2
	Hershey	AHL	29	3	25	28	39	–	–	–	–	–	Ottawa	4	0	0	0	8
2007-08	Ottawa	NHL	3	0	0	0	0	–	–	–	–	–	Philadelphia	4	0	0	0	0
	Binghamton	AHL	77	12	37	49	74	–	–	–	–	–	Phoenix	1	0	0	0	0
2008-09	Vancouver	NHL	14	0	1	1	6	–	–	–	–	–	Pittsburgh	1	0	0	0	0
	Colorado	NHL	5	0	0	0	0	–	–	–	–	–	St. Louis	1	0	0	0	0
	Manitoba	AHL	3	0	3	3	4	–	–	–	–	–	San Jose	1	0	0	0	0
VANCOUVER TOTALS			14	0	1	1	6	–	–	–	–	–	Tampa Bay	1	0	1	1	2
NHL TOTALS			50	2	7	9	24	–	–	–	–	–	Toronto	2	0	1	1	0
													Vancouver	2	0	0	0	0
													Washington	1	0	0	0	0
													Totals	50	2	7	9	24

	DEFENCE	SHOOTS LEFT	6'0"	192 LBS	CALGARY, AB	MAY. 7, 1979	
--	---------	-------------	------	---------	-------------	--------------	--

NHL FIRSTS

First Game: Jan. 20/04 vs BOS

First Goal: Dec. 29/06 at NJ

First Assist: Dec. 26/06 at BUF

HONOURS

AHL All-Star Classic: 2007 (starter), 2006, 2005

ACQUIRED

Signed as a free agent by Vancouver on July 1, 2009.

PERSONAL

Lawrence and his wife Kristi had their first child this off-season: a son named Bennett...He and his family spend the summer in Minneapolis...His dad was his mentor growing up and taught him to have fun...His greatest hockey memory is winning the Calder Cup and being named captain of Hershey the following season.

CAREER HIGHLIGHTS

2008.09: Played a combined 19 games recording one assist and six penalty minutes with Vancouver and Colorado...Claimed off waivers by Calgary from Vancouver, Mar. 3/09, then dealt to Colorado on Mar. 4 (trade deadline)...Traded to Vancouver from Ottawa in exchange for Ryan Shannon, Sept. 2/08. **2007.08:** Played three games with Ottawa and 77 games with Binghamton, where he recorded 49 points (12-37-49) and 74 penalty minutes. **2006.07:** Had eight points (2-6-8) and 12 penalty minutes in 19 games with Washington and Ottawa...Played 29 games with Hershey recording 28 points (3-25-28) and 39 penalty minutes...Served as team captain for the Bears...Named a starter for Team Canada at the 2007 AHL All-Star Classic. **2005.06:** Earned 14 post season points (2-12-14) in 16 games and won the Calder Cup with Hershey...Notched 57 points (13-44-57) in 73 games with Hershey...participated in the AHL All-Star Classic. **2004.05:** Collected 43 points (5-38-43) in 79 games with Hartford...Participated in the AHL All-Star Classic. **2003.04:** Made his NHL debut with the New York Rangers playing nine games...Earned 32 points (6-26-32) in 72 games with Hartford.

2008.09 GAME BY GAME

Oct. 9	vs CGY	INJ		
Oct. 11	@ CGY	INJ		
Oct. 13	@ WSH	INJ		
Oct. 16	@ DET	0-0	0/0	9:55
Oct. 17	@ BUF	0-0	0/-1	13:09
Oct. 19	@ CHI	DND		
Oct. 21	@ CBJ	0-0	0/-1	5:56
Oct. 25	vs EDM	DND		
Oct. 28	vs BOS	DND		
Oct. 30	@ LA	DND		
Oct. 31	@ ANA	DND		
Nov. 2	vs DET	DND		
Nov. 4	vs NSH	DND		
Nov. 6	vs PHX	MIN		
Nov. 8	vs MIN	MIN		
Nov. 12	vs COL	MIN		
Nov. 15	vs TOR	0-1	1/1	12:25
Nov. 17	@ NYI	0-0	2/0	11:57
Nov. 19	@ NYR	0-0	1/1	10:15
Nov. 20	@ MIN	0-0	1/0	9:15
Nov. 22	@ PIT	0-0	0/1	9:12
Nov. 24	vs DET	DND		
Nov. 27	vs CGY	DND		
Nov. 29	@ CGY	DND		
Dec. 1	@ CBJ	DND		
Dec. 4	@ DET	DND		
Dec. 5	@ MIN	DND		
Dec. 7	@ COL	DND		
Dec. 9	@ NSH	DND		
Dec. 13	@ EDM	DND		
Dec. 14	vs FLA	DND		
Dec. 17	vs EDM	DND		
Dec. 20	vs CHI	0-0	0/0	10:22
Dec. 22	vs ANA	DND		
Dec. 23	@ SJ	DND		
Dec. 26	vs EDM	DND		
Dec. 28	vs OTT	0-0	1/0	12:11
Dec. 30	vs PHI	0-0	0/1	8:06
Jan. 1	@ NSH	DND		
Jan. 2	@ ATL	DND		
Jan. 4	vs DAL	0-0	1/2	11:06
Jan. 7	@ EDM	DND		
Jan. 9	vs STL	0-0	1/-1	6:19
Jan. 10	vs SJ	DND		
Jan. 13	vs NJ	0-0	0/0	5:29
Jan. 15	vs PHX	DND		
Jan. 18	vs CBJ	DND		
Jan. 20	@ SJ	DND		
Jan. 28	vs NSH	INJ		
Jan. 31	vs MIN	INJ		
Feb. 3	vs CAR	INJ		
Feb. 7	vs CHI	INJ		
Feb. 10	@ STL	INJ		
Feb. 12	@ PHX	INJ		
Feb. 13	@ DAL	INJ		
Feb. 15	vs MTL	INJ		
Feb. 17	@ CGY	INJ		
Feb. 19	@ OTT	INJ		
Feb. 21	@ TOR	INJ		
Feb. 24	@ MTL	INJ		
Feb. 27	vs TB	INJ		
Mar. 1	vs CBJ	INJ		
Mar. 3	vs MIN	DND		
Claimed off waivers by CGY Mar. 3				
Traded to COL Mar. 4				
Mar. 4	vs DET	DND		
Mar. 8	@ CHI	DND		
Mar. 10	vs ATL	DND		
Mar. 12	vs MIN	DND		
Mar. 14	@ EDM	0-0	0/0	4:33
Mar. 15	@ VAN	0-0	1/0	11:38
Mar. 17	@ MIN	0-0	0/-1	18:01
Mar. 19	vs EDM	0-0	0/-1	16:41
Mar. 22	@ SJS	0-0	0/0	2:11
Mar. 25	vs ANA	INJ		
Mar. 27	vs VAN	INJ		
Mar. 29	@ ANA	INJ		
Apr. 1	vs PHX	INJ		
Apr. 5	@ VAN	INJ		
Apr. 7	@ SJ	INJ		
Apr. 9	vs DAL	INJ		
Apr. 11	vs VAN	INJ		

#55

SHANE
O'BRIEN

CAREER STATS

MOST GOALS IN A GAME **2**

TWICE – LATEST NOV. 8/07 at CAR

MOST ASSISTS IN A GAME **3**

DEC. 13/07 vs CGY

MOST POINTS IN A GAME **3**


TWICE – LATEST DEC.13.07 vs CGY: 0-3-3

CAREER HAT TRICKS **0**GAME-WINNING GOALS **3**

LATEST NOV. 8/07 at CAR

POWER PLAY GOALS **1**

OCT. 18/06 vs DET

SHORTHANDED GOALS **0**OVERTIME POINTS **0-0-0**SHOOTOUT RECORD **0/0**PENALTY SHOT RECORD **0/0**

REGULAR SEASON

PLAYOFFS

O'BRIEN vs NHL

SEASON	CLUB	LEA	GP	G	A	PTS	PIM	GP	G	A	PTS	PIM
1999.00	Port Hope	OPJHL	47	6	27	33	110	–	–	–	–	–
2000.01	Kingston	OHL	61	2	12	14	89	4	0	1	1	6
2001.02	Kingston	OHL	67	10	23	33	132	1	0	0	0	2
2002.03	Kingston	OHL	28	8	15	23	100	–	–	–	–	–
	St. Michael's	OHL	34	8	11	19	108	19	4	10	14	79
2003.04	Cincinnati	AHL	60	2	8	10	163	9	0	2	2	20
2004.05	Cincinnati	AHL	77	5	20	25	319	12	1	3	4	57
2005.06	Portland	AHL	77	8	33	41	287	19	6	16	22	81
2006.07	Anaheim	NHL	62	2	12	14	140	–	–	–	–	–
	Tampa Bay	NHL	18	0	2	2	36	6	0	0	0	12
2007.08	Tampa Bay	NHL	77	4	17	21	154	–	–	–	–	–
2008.09	Tampa Bay	NHL	1	0	0	0	0	–	–	–	–	–
	Vancouver	NHL	76	0	10	10	196	10	1	1	2	24
VANCOUVER TOTALS			76	0	10	10	196	10	1	1	2	24
NHL TOTALS			234	6	41	47	526	16	1	1	2	36

TEAM	GP	G	A	PTS	PIM
Anaheim	4	0	1	1	7
Atlanta	9	2	1	3	18
Boston	5	0	0	0	4
Buffalo	6	0	0	0	8
Calgary	12	0	3	3	26
Carolina	9	2	2	4	32
Chicago	6	0	0	0	26
Colorado	10	0	0	0	7
Columbus	6	0	0	0	21
Dallas	10	0	1	1	13
Detroit	8	1	5	6	13
Edmonton	11	0	0	0	31
Florida	13	0	2	2	14
Los Angeles	10	0	0	0	16
Minnesota	10	0	3	3	30
Montreal	6	0	0	0	36
Nashville	8	0	1	1	26
New Jersey	7	0	3	3	19
NY Islanders	7	0	1	1	8
NY Rangers	7	0	1	1	29
Ottawa	7	0	0	0	4
Philadelphia	6	0	0	0	17
Phoenix	10	0	2	2	25
Pittsburgh	6	0	1	1	21
St. Louis	6	0	0	0	8
San Jose	9	0	4	4	19
Tampa Bay	2	0	0	0	0
Toronto	7	0	3	3	12
Vancouver	5	1	2	3	21
Washington	12	0	4	4	15

Totals 234 6 41 47 526

DEFENCE

SHOOTS LEFT

6'3"

223 LBS

PORT HOPE, ON

AUG. 9, 1983

NHL FIRSTS

First Game: Oct. 6/06 vs LA**First Goal:** Oct. 18/06 vs DET**First Assist:** Oct. 7/06 at PHX

STREAKS

Assists: 3 Games (Dec.20-26.07: 3 assists)**Points:** 3 Games (Dec.20-26.07: 3 assists)

ACQUIRED

From Tampa Bay along with Michel Ouellet in exchange for Lukas Krajicek and Juraj Simek, Oct. 6, 2008.

PERSONAL

Shane's most memorable hockey moments are playing in his first NHL game and his first playoff round... His father, Pat O'Brien, is his mentor and helped guide his career to the NHL...Shane's favourite TV show is *Entourage*; favourite movie: *Wedding Crashers*.

CAREER HIGHLIGHTS

2008.09: Recorded two points (1-1-2) and 24 penalty minutes in 10 playoff games...Finished the season with 10 points (0-10-10) and 196 penalty minutes in 76 games played with Vancouver and one game played with Tampa Bay...Set a career season high and led the team in penalty minutes (196)...Ranked second in the League for most penalty minutes (196)...Tied a season high for most penalty minutes in a game (17), Feb. 24/09 at MTL...Tallied two assists in consecutive games, Feb. 12-13/09...Recorded two points (0-2-2) in two consecutive games, Jan. 10-13/09...Tied a season high for most penalty minutes in a game (17), Dec. 13/08 at EDM...Set a season high for most penalty minutes in a game (17), Nov. 22/08 at PIT...Played one game for the Tampa Bay Lightning before being acquired by the Vancouver Canucks on Oct. 6/08.

2007.08: Established career highs in games played (77), goals (4), assists (17) and points (21)...Averaged a career-best 21:13 in time on ice per game, fourth among Lightning defencemen...Ranked second on the team in hits with 128 and was fourth in blocked shots with 100 and takeaways with 42...Led Tampa Bay in penalty minutes with 154...Recorded his first career 3-assist game and tied his career best with 3 points in a game with a plus-4 rating, Dec. 13 vs CGY...Recorded his second career multi-goal game, Nov. 8 at CAR...Scored his first goal with the Lightning (Pavelec) and recorded his first career multi-goal game, Nov. 3 vs ATL.

2006.07: Made his NHL Stanley Cup Playoff debut, recording 12 penalty minutes in six games played...Recorded his first point in a Lightning uniform with an assist, Mar. 1 at WSH...Acquired by the Lightning, Feb. 24...Scored a goal and added two assists, a career high for points in a game, Jan. 9 at VAN...Recorded his third career multi-point game with two assists, Nov. 21 vs SJ...Scored his 1st NHL goal, the game-winner, and recorded an assist, Oct. 18 vs DET...Made his NHL debut with Anaheim, Oct. 6 vs LA.

2005.06: Spent the season with Portland of the AHL...Led all AHL defencemen in playoff scoring with 6 goals and 22 points, while also leading the league in PIM (81) during the playoffs...Played in 77 regular season games and recorded 8 goals, 41 points and 287 PIM, leading all Pirate defencemen in points and ranking 3rd on the team in overall assists...Ranked 6th in the AHL in PIM and tied for 14th in points among defencemen...Set season-highs in goals, assists and points.

2004.05: Played 77 games with Cincinnati (AHL) and recorded 5 goals, 25 points and 319 PIM...Ranked 1st on the team in PIM and was 2nd among defencemen in points, goals and assists...Played in 12 post season games with the Mighty Ducks and recorded one goal and four points.

2003.04: Ranked 2nd on Cincinnati in PIM with 163...Appeared in 60 regular season games and nine playoff games during his first professional season...Recorded 2 goals and 8 assists.

NHL MILESTONES

100th NHL Game: Nov. 21/07 vs NYR**200th NHL Game:** Jan. 7/09 at EDM

2008.09 GAME BY GAME

Oct. 9	vs CGY	0-0	0/1	13:25
Oct. 11	@ CGY	0-0	0/-1	18:41
Oct. 13	@ WSH	0-0	1/-1	17:37
Oct. 16	@ DET	0-1	0/1	15:14
Oct. 17	@ BUF	0-0	1/0	16:15
Oct. 19	@ CHI	0-0	0/1	13:50
Oct. 21	@ CBJ	0-0	0/-1	13:01
Oct. 25	vs EDM	0-0	2/0	18:12
Oct. 28	vs BOS	0-0	0/0	14:19
Oct. 30	@ LA	0-0	0/0	11:23
Oct. 31	@ ANA	0-1	0/0	14:45
Nov. 2	vs DET	0-0	0/0	12:51
Nov. 4	vs NSH	0-0	2/0	11:40
Nov. 6	vs PHX	0-0	0/0	12:03
Nov. 8	vs MIN	0-0	0/1	17:54
Nov. 12	vs COL	0-0	0/0	14:59
Nov. 15	vs TOR	0-1	0/2	20:29
Nov. 17	@ NYI	0-0	0/2	22:55
Nov. 19	@ NYR	0-0	0/0	17:34
Nov. 20	@ MIN	0-0	2/0	19:43
Nov. 22	@ PIT	0-0	0/-1	22:06
Nov. 24	vs DET	0-0	1/1	19:33
Nov. 27	vs CGY	0-0	1/1	15:59
Nov. 29	@ CGY	0-0	1/0	13:45
Dec. 1	@ CBJ	0-0	0/0	14:58
Dec. 4	@ DET	0-2	0/-2	13:43
Dec. 5	@ MIN	0-0	3/0	19:17
Dec. 7	@ COL	0-0	2/-1	17:22
Dec. 9	@ NSH	0-0	0/0	11:07
Dec. 13	@ EDM	0-0	1/-1	12:21
Dec. 14	vs FLA	0-0	0/1	13:31
Dec. 17	vs EDM	0-0	0/0	4:52
Dec. 20	vs CHI	0-0	0/-1	14:39
Dec. 22	vs ANA	0-0	1/0	15:01
Dec. 23	@ SJ	0-1	1/-1	17:13
Dec. 26	vs EDM	0-0	0/0	17:12
Dec. 28	vs OTT	0-0	0/3	14:48
Dec. 30	vs PHI	0-0	1/-2	19:29
Jan. 1	@ NSH	0-0	0/-1	15:36
Jan. 2	@ ATL	0-0	0/2	21:08
Jan. 4	vs DAL	0-0	2/0	17:33
Jan. 7	@ EDM	0-0	0/1	16:43
Jan. 9	vs STL	0-0	1/2	16:40
Jan. 10	vs SJ	0-1	1/1	15:50
Jan. 13	vs NJ	0-1	0/0	16:17
Jan. 15	vs PHX	0-0	0/0	14:58
Jan. 18	vs CBJ	0-0	0/0	14:46
Jan. 20	@ SJ	0-0	0/1	16:08
Jan. 28	vs NSH	0-0	0/1	10:28
Jan. 31	vs MIN	DND		
Feb. 3	vs CAR	DND		
Feb. 7	vs CHI	DND		
Feb. 10	@ STL	DND		
Feb. 12	@ PHX	0-1	0/1	12:09
Feb. 13	@ DAL	0-1	0/1	10:15
Feb. 15	vs MTL	0-0	0/1	16:51
Feb. 17	@ CGY	0-0	0/0	12:37
Feb. 19	@ OTT	0-0	0/0	12:09
Feb. 21	@ TOR	0-0	1/0	13:06
Feb. 24	@ MTL	0-0	0/0	8:02
Feb. 27	vs TB	0-0	0/0	14:04
Mar. 1	vs CBJ	0-0	0/0	13:17
Mar. 3	vs MIN	0-1	0/0	15:48
Mar. 7	vs SJ	0-0	1/0	15:33
Mar. 9	@ LA	0-0	2/0	14:31
Mar. 11	@ ANA	0-0	1/-1	14:29
Mar. 13	vs LA	0-0	1/-1	12:57
Mar. 15	vs COL	0-0	1/-1	15:10
Mar. 17	vs DAL	0-0	2/0	17:09
Mar. 19	vs STL	0-0	2/0	15:28
Mar. 21	@ PHX	0-0	0/-3	11:26
Mar. 24	@ DAL	DND		
Mar. 26	@ STL	DND		
Mar. 27	@ COL	0-0	0/-1	13:41
Mar. 29	@ CHI	0-0	0/1	12:30
Mar. 31	@ MIN	0-0	0/0	13:13
Apr. 2	vs ANA	0-0	0/2	14:22
Apr. 4	@ EDM	0-0	2/0	12:24
Apr. 5	vs COL	0-0	0/-1	17:38
Apr. 7	vs CGY	0-0	1/0	9:32
Apr. 9	vs LA	0-0	0/0	13:20
Apr. 11	@ COL	0-0	1/0	13:21

#30

ANDREW RAYCROFT

CAREER STATS

MOST SHOTS FACED **45**

FEB. 15/09 at DET (6-5 W SO)

MOST SAVES IN A GAME **40**

TWICE – LATEST FEB. 15/09 at DET (6-5 W SO)

SHOOTOUT RECORD **5-8**
PENALTY SHOT RECORD **7/9**


REGULAR SEASON

PLAYOFFS

SEASON	CLUB	LEA	GPI	W	L	T/OT	MIN	GA	SO	GAA	PCT	GPI	W	L	MIN	GA	SO	GAA
1997-98	Sudbury	OHL	33	8	16	5	1802	125	0	4.16	–	2	0	1	89	8	0	5.39
1998-99	Sudbury	OHL	45	17	22	5	2528	173	1	4.11	.897	3	0	2	96	13	0	8.13
1999-00	Kingston	OHL	61	33	20	5	3340	191	0	3.43	.918	5	1	4	300	21	0	4.20
2000-01	Boston	NHL	15	4	6	0	649	32	0	2.96	.890	–	–	–	–	–	–	–
	Providence	AHL	26	8	14	4	1459	82	1	3.37	.891	–	–	–	–	–	–	–
2001-02	Boston	NHL	1	0	0	1	65	3	0	2.77	.897	–	–	–	–	–	–	–
	Providence	AHL	56	25	24	6	3317	142	4	2.57	.916	2	0	2	119	5	0	2.52
2002-03	Boston	NHL	5	2	3	0	300	12	0	2.40	.918	–	–	–	–	–	–	–
	Providence	AHL	39	23	10	3	2255	94	1	2.50	.917	4	1	3	264	6	1	1.36
2003-04	Boston	NHL	57	29	18	9	3420	117	3	2.05	.926	7	3	4	447	16	1	2.15
2004-05	Tappara Tampere	FNL	11	4	5	2	657	32	1	2.92	–	3	0	2	104	11	0	6.36
2005-06	Boston	NHL	30	8	19	2	1619	100	0	3.71	.879	–	–	–	–	–	–	–
	Providence	AHL	1	1	0	0	64	3	0	2.80	.870	–	–	–	–	–	–	–
2006-07	Toronto	NHL	72	37	25	9	4108	205	2	2.99	.894	–	–	–	–	–	–	–
2007-08	Toronto	NHL	19	2	9	5	965	63	1	3.92	.876	–	–	–	–	–	–	–
2008-09	Colorado	NHL	31	12	16	0	1722	90	0	3.14	.892	–	–	–	–	–	–	–
NHL TOTALS			230	94	96	26	12,848	622	6	2.90	.899	7	3	4	447	16	1	2.15

NHL FIRSTS

First Game: Oct. 7/00 at PHI (relief)
Oct. 9/00 vs FLA (start)

First Win: Oct. 9/00 vs FLA

First Shutout: Oct. 15/03 at DAL

STREAKS

Longest Undeclared Streak:
Longest Winning Streak:
Longest Shutout Sequence:
Consecutive Starts:

7 games Nov. 29/08 – Jan. 10/09: 7-0-0

7 games Nov. 29/08 – Jan. 10/09: 7-0-0

16:14 Dec. 30/03 – Jan. 8/04

26 Dec. 30/06 – Mar. 20/07

HONOURS

Calder Trophy: 2003-04

NHL YoungStar: 2003-04

NHL All Rookie Team: 2003-04

ACQUIRED

Signed as a free agent by Vancouver on July 6, 2009.

PERSONAL

Andrew and his wife Erin had their first child during the off-season; a son named Mason...He and his family spent the past summer in Boston...Growing up Andrew was a fan of Patrick Roy and Felix Potvin...His greatest achievement in hockey is winning the Calder Memorial Trophy in 2004.

CAREER HIGHLIGHTS

2008.09: Made 27 starts and appeared in 31 games in his first season with Colorado...Posted a 9-1-0 record in his first 10 games...Set a career high seven-Shorthanded streak (2.11 GAA, 928%), Nov. 29 – Jan. 10/09...Collected a win in his first game as a member of the Avalanche, his 200th career game, Oct. 16/08 vs PHX.
2007.08: Made 16 starts and played 19 games for Toronto...Made 30 saves in a 3-0 shutout victory, Nov. 9/07 at BUF...Recorded first win of the season stopping 30 of 31 shots, Oct. 11/07 vs NYI. **2006.07:** Set a career high and tied a Maple Leafs franchise record with 37 wins in his first season in Toronto...Ranked fourth among NHL goalies in games played (72), fourth in road victories (18) and eighth in wins (37)...Collected his 37th victory on Apr. 3 vs PHI...Set a new career-high with his 30th win of the season via a 24-save shutout, Mar. 6/07 vs WSH...Started 26 straight contests from Dec. 30 – Mar. 2, posting a 14-8-4 record...Named NHL's Second Star of the Week for the period ending Nov. 5...Recorded 50th career victory in a 29-save shutout, Nov. 4/06 at BUF...Won a season-high six consecutive games from Oct. 30 – Nov. 20. **2005.06:** Collected a win in his 100th NHL appearance, Jan. 5/06 vs OTT. **2004.05:** Played in 11 regular-season games and three playoff contests with Tappara of the Finnish Elite League. **2003.04:** Won the Calder Memorial Trophy as the League's rookie of the year with the Boston Bruins...Finished sixth in goals-against average (2.05) and fifth in save percentage (.926)...Named to the NHL All-Rookie Team...Played in the YoungStars Game during All-Star Weekend...Became the first rookie goaltender to win 20 games for Boston since Marco Baron (22) in 1981-82...His 29 victories were the second-most by a Bruins rookie in franchise history...Named NHL Defensive Player of the Week (Jan. 26 – Feb. 1) winning all three starts and allowing just two goals...Named NHL Rookie of the Month for January (8-2-0, 1.30 GAA)...Recorded his first NHL point with an assist, Dec. 10/03 at FLA. **2002.03:** Played in five games for Boston, finishing with a 2-3-0 record and a 2.40 GAA...Spent majority of the season with Providence, posting a 23-10-3 mark in 39 appearances. **2001.02:** Made one appearance for the Bruins, a 3-3 tie, Feb. 26/03 at NYL...Appeared in 56 regular-season games and two playoff contests with Providence. **2000.01:** Split his first professional season between Boston and Providence...Appeared in 15 NHL contests, posting a 4-6-0 mark with a 2.96 GAA. **1999.00:** Won the Red Tilson Trophy as the Ontario Hockey League's Most Outstanding Player with Kingston...Was the first goaltender in 50 years to earn the trophy...Named Canadian Major Junior Goaltender of the Year and was also named to the OHL First All-Star Team and Canadian Major Junior First All-Star Team...Posted a 33-20-5 record with a .918 save percentage in 61 appearances.

NHL MILESTONES

100th NHL Game: Dec. 31/97 vs DET **100th NHL Win:** Mar. 2/00 at ATL

200th NHL Game: Nov. 16/03 at ANA

RAYCROFT vs NHL

TEAM	GPI	MINS	GA	SOG	SO	W	L	T/OT	WIN%	GAA	SV%
Anaheim	4	166	10	72	0	2	0	0	1.000	3.61	.861
Atlanta	9	508	27	233	0	3	3	2	.500	3.19	.884
Boston	7	373	19	177	0	3	4	0	.429	3.06	.893
Buffalo	19	1085	55	57	1	7	9	2	.444	3.04	.894
Calgary	4	220	15	99	0	1	3	0	.250	4.09	.848
Carolina	9	544	23	281	0	3	4	2	.444	2.54	.918
Chicago	3	184	8	108	0	1	2	0	.333	2.61	.926
Colorado	2	120	8	53	0	0	2	0	.000	4.00	.849
Columbus	3	159	10	66	0	1	2	0	.333	3.77	.848
Dallas	3	180	5	85	1	3	0	0	1.000	1.67	.941
Detroit	6	346	15	195	1	4	2	0	.667	2.60	.923
Edmonton	4	205	13	112	0	2	2	0	.500	3.80	.884
Florida	12	683	31	344	0	4	5	2	.455	2.72	.910
Los Angeles	5	207	17	11	0	1	3	0	.250	4.93	.852
Minnesota	3	179	8	78	0	2	1	0	.667	2.68	.897
Montreal	14	808	36	381	1	3	5	5	.423	2.67	.906
NY Islanders	11	676	30	282	0	3	4	4	.455	2.66	.894
NY Rangers	10	475	26	248	0	4	3	1	.563	3.28	.895
Nashville	4	238	8	105	0	2	2	0	.500	2.02	.924
New Jersey	9	515	25	240	0	4	5	0	.444	2.91	.896
Ottawa	20	1103	59	568	1	8	8	3	.500	3.21	.896
Philadelphia	12	677	26	317	0	6	4	1	.591	2.30	.918
Phoenix	4	189	10	92	0	1	3	0	.250	3.17	.891
Pittsburgh	10	589	30	298	0	7	2	1	.750	3.06	.899
San Jose	4	215	13	120	0	0	4	0	.000	3.63	.892
St. Louis	2	118	2	37	0	1	1	0	.500	1.02	.946
Tampa Bay	13	673	26	305	0	9	1	1	.864	2.32	.915
Toronto	10	588	31	271	0	3	6	1	.350	3.16	.886
Vancouver	4	243	15	102	0	1	3	0	.250	3.70	.853
Washington	10	582	21	251	1	5	3	1	.611	2.16	.916

Totals **230** **12,848** **622** **6,152** **6** **94** **96** **26** **495** **2.90** **899**

2008.09 GAME BY GAME

Oct. 9	vs BOS	DNP	
Oct. 12	@ EDM	DNP	
Oct. 14	@ CGY	DNP	
Oct. 16	vs PHI	2-18	W 60
Oct. 18	@ DAL	4-30	W 60
Oct. 20	@ LA	DNP	
Oct. 23	vs EDM	DNP	
Oct. 25	vs BUF	DNP	
Oct. 28	@ CGY	DNP	
Oct. 30	vs CBJ	4-14	L 40
Nov. 2	vs SJ	DNP	
Nov. 3	@ CHI	DNP	
Nov. 6	vs MIN	DNP	
Nov. 8	vs NSH	DNP	
Nov. 12	@ VAN	DNP	
Nov. 15	@ EDM	DNP	
Nov. 18	@ CGY	DNP	
Nov. 20	vs CGY	DNP	
Nov. 22	@ LA	DNP	
Nov. 24	@ ANA	1-5	20
Nov. 26	vs STL	DNP	
Nov. 28	@ PHX	DNP	
Nov. 29	vs TB	3-20	W 60
Dec. 1	@ MIN	DNP	
Dec. 4	@ NSH	DNP	
Dec. 5	@ DAL	DNP	
Dec. 7	vs VAN	DNP	
Dec. 9	vs LA	DNP	
Dec. 12	vs CHI	DNP	
Dec. 15	@ DET	2-36	W 60
Dec. 16	@ PHI	DNP	
Dec. 18	@ TB	1-38	W 65
Dec. 21	@ FLA	DNP	
Dec. 23	vs PHX	4-23	W 62
Dec. 27	vs DET	DNP	
Dec. 29	vs NSH	DNP	
Dec. 31	@ PHX	DNP	
Jan. 2	vs CBJ	DNP	
Jan. 4	vs MIN	DNP	
Jan. 6	@ NSH	1-23	W 60
Jan. 8	vs CHI	1-44	W 60
Jan. 10	vs PIT	3-24	W 60
Jan. 13	@ CBJ	4-27	L 59
Jan. 15	@ STL	DNP	
Jan. 16	vs EDM	3-37	L 59
Jan. 18	vs CGY	DNP	
Jan. 21	vs LA	2-13	L 34
Jan. 27	vs SJ	2-37	L 60
Jan. 29	vs TOR	7-30	L 60
Jan. 31	vs ANA	DNP	
Feb. 2	vs CGY	DNP	
Feb. 5	vs DAL	DNP	
Feb. 7	@ STL	DNP	
Feb. 10	@ CBJ	DNP	
Feb. 11	@ MIN	3-26	L 59
Feb. 13	vs MTL	DNP	
Feb. 15	@ DET	5-45	W 65
Feb. 17	vs OTT	2-22	W 61
Feb. 20	@ WSH	1-29	W 60
Feb. 22	@ CAR	4-38	L 59
Feb. 24	@ ATL	DNP	
Feb. 26	@ NJ	4-32	L 60
Feb. 28	@ NYR	3-21	47
Mar. 2	@ NYI	4-31	L 58
Mar. 4	vs DET	3-30	L 59
Mar. 8	@ CHI	DNP	
Mar. 10	vs ATL	DNP	
Mar. 12	vs MIN	DNP	
Mar. 14	@ EDM	DNP	
Mar. 15	@ VAN	4-23	L 59
Mar. 17	@ MIN	DNP	
Mar. 19	vs EDM	DNP	
Mar. 22	@ SJ	2-27	L 59
Mar. 25	vs ANA	4-78	20
Mar. 27	vs VAN	4-34	L 60
Mar. 29	@ ANA	DNP	
Apr. 1	vs PHX	2-34	L 60
Apr. 5	@ VAN	DNP	
Apr. 7	@ SJ	DNP	
Apr. 9	vs DAL	DNP	
Apr. 11	vs VAN	DNP	
Apr. 12	vs STL	1-17	L 59

#21

MASON RAYMOND

CAREER STATS

MOST GOALS IN A GAME **2**

OCT. 25/08 vs EDM

MOST ASSISTS IN A GAME **1**

SEVERAL TIMES – LATEST MAR. 17/09 vs DAL

MOST POINTS IN A GAME **2**

SEVERAL TIMES – LATEST DEC. 22/08 vs ANA: 1+2

CAREER HAT TRICKS **0**
GAME-WINNING GOALS **0**
POWER PLAY GOALS **5**

LATEST DEC. 22/08 vs ANA

SHORTHANDED GOALS **0**
OVERTIME POINTS **0**
SHOOTOUT RECORD **1/4**

1 GDG

PENALTY SHOT RECORD **0/0**


REGULAR SEASON

PLAYOFFS

RAYMOND vs NHL

SEASON	CLUB	LEA	GP	G	A	PTS	PIM	GP	G	A	PTS	PIM	TEAM	GP	G	A	PTS	PIM
2003.04	Camrose	AJHL	57	27	35	62	32	–	–	–	–	–	Anaheim	6	3	3	6	2
2004.05	Camrose	AJHL	55	41	41	82	80	15	8	12	20	–	Atlanta	2	0	0	0	0
2005.06	U. of Minn-Duluth	NCAA	40	11	17	28	30	–	–	–	–	–	Boston	1	0	0	0	0
2006.07	U. of Minn-Duluth	NCAA	39	14	32	46	45	–	–	–	–	–	Buffalo	1	0	1	1	0
	Manitoba	AHL	11	2	2	4	6	13	0	1	1	0	Calgary	7	2	1	3	2
2007.08	Vancouver	NHL	49	9	12	21	2	–	–	–	–	–	Carolina	1	0	0	0	0
	Manitoba	AHL	20	7	10	17	6	–	–	–	–	–	Chicago	6	0	2	2	0
2008.09	Vancouver	NHL	72	11	12	23	24	10	2	1	3	2	Colorado	9	1	3	4	2
													Columbus	5	0	1	1	2
VANCOUVER/NHL TOTALS			121	20	24	44	26	10	2	1	3	2	Dallas	7	1	2	3	2
													Detroit	8	2	2	4	4
													Edmonton	9	4	0	4	4
													Florida	2	1	1	2	0
													Los Angeles	7	2	0	2	0
													Minnesota	7	0	1	1	0
													Montreal	1	0	0	0	2
													Nashville	6	3	1	4	0
													New Jersey	2	0	0	0	0
													NY Islanders	2	0	1	1	4
													NY Rangers	2	0	1	1	0
													Ottawa	2	0	0	0	0
													Philadelphia	2	0	1	1	0
													Phoenix	7	0	0	0	0
													Pittsburgh	1	0	0	0	0
													St. Louis	5	1	0	1	2
													San Jose	7	0	2	2	0
													Tampa Bay	2	0	1	1	0
													Toronto	2	0	0	0	0
													Washington	2	0	0	0	0
													Totals	121	20	24	44	26

	LEFT WING	SHOOTS LEFT	6'0"	185 LBS	COCHRANE, AB	SEP. 17, 1985	
--	-----------	-------------	------	---------	--------------	---------------	--

NHL FIRSTS

First Game: Oct. 5/07 vs SJ
First Goal: Dec. 12/07 at ANA
First Assist: Oct. 5/07 vs SJ

STREAKS

Assists: 3 Games Oct. 17-21/08: 3 assists
Points: 5 Games Oct. 16-25/08: 3-3-6

HONOURS

NHL YoungStars Sophomore Team: 2009
Mike Seiler Award (MVP), University of Minnesota-Duluth: 2007

ACQUIRED

Vancouver's second round pick, 51st overall in the 2005 NHL Entry Draft.

PERSONAL

Fan of Joe Sakic growing up...Favourites include Rascal Flatts (band), *Entourage* (TV Show) and Alberta Beef (food)...Favourite hockey memory is his first NHL Game, Oct. 5/07 vs San Jose...Has a Border Collie named Mac...Enjoys the outdoors in the off-season and in his spare time.

CAREER HIGHLIGHTS

2008.09: Made his playoff debut, recording three points (2-1-3) in ten playoff games...Concluded the season with 23 points (11-12-23) in 72 games played...Set career highs for most games played (72), goals (11), points (23) and power play goals (4) in a season...Registered two points (1-1-2) in two consecutive games, Mar. 17-19/09...Recorded two points (1-1-2) in the YoungStars game, Jan. 24/09...Tallied two points (1-1-2) in two straight games, Nov. 24-27/08...Had a four-game scoring streak, recording four points (2-2-4), Oct. 30 - Nov. 4/08...Recorded six points (3-3-6) in five consecutive games, Oct. 16-25/08. **2007.08:** Recorded 21 points (9-12-21) and two penalty minutes through 49 games played in his rookie season...Ranked among the NHL's top 20 rookies in scoring before suffering a season-ending MCL sprain, Mar. 17 vs PHX...Named third star, scoring a goal in 14:22 of ice time, Mar. 6 vs NSH...Recorded two points (1-1-2), finished plus-one and was named first star, Feb. 21 @ NSH...Collected a goal, finishing plus-one and was named the third star, Jan. 19 vs LA...Registered a goal and an assist, finishing plus-two and was named second star, Dec. 30 vs ANA...Collected a goal and an assist on the game-winner, finishing plus-two, Dec. 12 @ ANA...Made his NHL debut with the Canucks, collecting his first NHL point (an assist) and finishing a plus-one, Oct. 5 vs SJ. **2006.07:** Made his professional debut on Mar. 23 vs Grand Rapids and scored his career first goal as a Manitoba Moose...Finished his sophomore year at the University of Minnesota-Duluth second overall in WCHA scoring with 46 points (14-32-46).

NHL MILESTONES

100th NHL Game: Feb. 19/09 at OTT

2008.09 GAME BY GAME

Oct. 9	vs CGY	0-0	1/0	15:34
Oct. 11	@ CGY	0-0	2/-1	15:29
Oct. 13	@ WSH	0-0	1/-2	15:14
Oct. 16	@ DET	1-0	2/0	16:59
Oct. 17	@ BUF	0-1	6/1	18:49
Oct. 19	@ CHI	0-1	3/1	17:20
Oct. 21	@ CBJ	0-1	2/0	15:08
Oct. 25	vs EDM	2-0	4/1	15:35
Oct. 28	vs BOS	0-0	5/0	16:19
Oct. 30	@ LA	1-0	2/1	11:55
Oct. 31	@ ANA	0-1	5/0	18:17
Nov. 2	vs DET	0-1	0/2	18:17
Nov. 4	vs NSH	1-0	3/0	16:41
Nov. 6	vs PHX	0-0	4/0	12:29
Nov. 8	vs MIN	0-0	2/1	17:51
Nov. 12	vs COL	0-0	4/0	17:58
Nov. 15	vs TOR	0-0	0/0	9:47
Nov. 17	@ NYI	0-0	4/0	10:18
Nov. 19	@ NYR	0-0	3/1	9:12
Nov. 20	@ MIN	0-0	2/1	13:01
Nov. 22	@ PIT	0-0	2/0	16:28
Nov. 24	vs DET	0-1	1/2	14:31
Nov. 27	vs CGY	1-0	4/0	18:15
Nov. 29	@ CGY	0-0	2/-1	12:04
Dec. 1	@ CBJ	0-0	2/0	9:44
Dec. 4	@ DET	1-0	3/0	13:06
Dec. 5	@ MIN	0-0	3/0	16:34
Dec. 7	@ COL	0-1	2/0	16:07
Dec. 9	@ NSH	0-0	4/1	16:27
Dec. 13	@ EDM	0-0	2/0	15:15
Dec. 14	vs FLA	0-1	3/0	15:29
Dec. 17	vs EDM	0-0	0/0	16:48
Dec. 20	vs CHI	0-0	5/0	15:40
Dec. 22	vs ANA	1-1	2/-1	16:32
Dec. 23	@ SJ	0-0	3/0	16:37
Dec. 26	vs EDM	1-0	3/1	15:15
Dec. 28	vs OTT	0-0	2/0	16:02
Dec. 30	vs PHI	0-1	3/-1	13:35
Jan. 1	@ NSH	0-0	2/0	16:29
Jan. 2	@ ATL	0-0	2/0	16:12
Jan. 4	vs DAL	0-0	2/1	16:23
Jan. 7	@ EDM	0-0	2/0	18:29
Jan. 9	vs STL	0-0	4/-3	18:01
Jan. 10	vs SJ	0-0	0/-1	15:05
Jan. 13	vs NJ	0-0	2/0	14:14
Jan. 15	vs PHX	0-0	2/0	12:17
Jan. 18	vs CBJ	DND		
Jan. 20	@ SJ	0-0	1/0	11:21
Jan. 28	vs NSH	0-0	0/-1	6:51
Jan. 31	vs MIN	DND		
Feb. 3	vs CAR	DND		
Feb. 7	vs CHI	0-1	1/0	9:50
Feb. 10	@ STL	0-0	0/-1	9:11
Feb. 12	@ PHX	DND		
Feb. 13	@ DAL	DND		
Feb. 15	vs MTL	DND		
Feb. 17	@ CGY	DND		
Feb. 19	@ OTT	0-0	2/0	5:47
Feb. 21	@ TOR	0-0	2/0	7:24
Feb. 24	@ MTL	0-0	3/0	9:02
Feb. 27	vs TB	0-0	0/0	8:28
Mar. 1	vs CBJ	0-0	1/0	5:45
Mar. 3	vs MIN	0-0	2/0	7:39
Mar. 7	vs SJ	0-0	1/0	6:08
Mar. 9	@ LA	0-0	0/0	9:22
Mar. 11	@ ANA	0-0	0/0	8:46
Mar. 13	vs LA	0-0	1/1	13:04
Mar. 15	vs COL	0-0	0/0	8:47
Mar. 17	vs DAL	0-1	2/0	14:02
Mar. 19	vs STL	1-0	3/1	15:19
Mar. 21	@ PHX	0-0	1/-1	14:48
Mar. 24	@ DAL	0-0	0/0	10:55
Mar. 26	@ STL	DND		
Mar. 27	@ COL	0-0	1/0	12:19
Mar. 29	@ CHI	0-0	1/0	12:26
Mar. 31	@ MIN	DND		
Apr. 2	vs ANA	DND		
Apr. 4	@ EDM	1-0	3/1	16:53
Apr. 5	vs COL	0-0	0/-2	15:52
Apr. 7	vs CGY	0-0	0/0	13:47
Apr. 9	vs LA	0-0	3/0	13:46
Apr. 11	@ COL	0-0	0/0	15:51

#29

AARON ROME

CAREER STATS

MOST GOALS IN A GAME 1

APR. 3/08 at DET

MOST ASSISTS IN A GAME 1

TWICE – LATEST MAR. 3/09 vs LA

MOST POINTS IN A GAME 1

THREE TIMES – LATEST MAR. 3/09 vs LA: 0-1-1

CAREER HAT TRICKS 0

GAME-WINNING GOALS 0

POWER PLAY GOALS 0

SHORTHANDED GOALS 0

OVERTIME POINTS 0-0-0

SHOOTOUT RECORD 0/0

0 GDG

PENALTY SHOT RECORD 0/0


REGULAR SEASON

PLAYOFFS

ROME vs NHL

SEASON	CLUB	LEA	GP	G	A	PTS	PIM	GP	G	A	PTS	PIM	TEAM	GP	G	A	PTS	PIM
1998.99	Saskatoon	WHL	1	0	0	0	0	–	–	–	–	–	Calgary	3	0	0	0	2
1999.00	Saskatoon	WHL	47	0	6	6	22	1	0	0	0	0	Chicago	5	0	0	0	7
2000.01	Saskatoon	WHL	3	0	0	0	2	–	–	–	–	–	Detroit	5	1	1	2	0
	Kootenay	WHL	53	2	8	10	43	11	1	3	4	6	Edmonton	3	0	0	0	0
2001.02	Swift Current	WHL	70	7	24	31	168	10	1	4	5	23	Los Angeles	1	0	1	1	0
2002.03	Swift Current	WHL	61	12	44	56	201	4	1	0	1	20	Nashville	3	0	0	0	7
2003.04	Swift Current	WHL	41	7	26	33	122	–	–	–	–	–	St. Louis	3	0	0	0	17
	Moose Jaw	WHL	28	3	16	19	88	8	0	6	6	17	Tampa Bay	1	0	0	0	0
2004.05	Cincinnati	AHL	75	2	14	16	130	12	3	3	6	33	Vancouver	2	0	0	0	0
2005.06	Portland	AHL	64	5	19	24	87	18	1	4	5	33						
2006.07	Anaheim	NHL	1	0	0	0	0	1	0	0	0	0	Totals	26	1	2	3	33
	Portland	AHL	76	8	17	25	139	–	–	–	–	–						
2007.08	Columbus	NHL	17	1	1	2	33	–	–	–	–	–						
	Portland	AHL	14	2	3	5	31	–	–	–	–	–						
	Syracuse	AHL	41	3	21	24	126	–	–	–	–	–						
2008.09	Columbus	NHL	8	0	1	1	0	1	0	1	1	0						
	Syracuse	AHL	48	7	21	28	153	–	–	–	–	–						
NHL TOTALS			26	1	2	3	33	2	0	1	1	0						

	DEFENCE	SHOOTS LEFT	6'1"	215 LBS	NESBITT, MAN	SEP. 27, 1983	
--	---------	-------------	------	---------	--------------	---------------	--

NHL FIRSTS

First Game: Jan. 2/07 at DET

First Goal: Apr. 3/08 at DET

First Assist: Mar. 16/08 vs DET

ACQUIRED

Signed as a free agent by Vancouver on July 2, 2009.

PERSONAL

Aaron and his wife Adrienne spend the off-season in Brandon, Manitoba...He enjoys playing golf and boating...Aaron's greatest hockey memory is being part of the Anaheim Ducks Stanley Cup run and having his day with the Cup.

CAREER HIGHLIGHTS

2008.09: Played eight regular season games with Columbus and one playoff game, recording an assist...Collected 28 points (7-21-28) and 153 penalty minutes in 48 games with Syracuse. **2007.08:** Played a career season-high 17 NHL games scoring his first NHL goal and assist...Combined for 55 games between Portland and Syracuse earning 29 points (5-24-29) and 157 penalty minutes. **2006.07:** Made his NHL regular season and playoff debut with Anaheim...Had 25 points (8-17-25) and 139 penalty minutes in 76 games with Portland.

2008.09 GAME BY GAME

Oct. 10	@ DAL	MIN		
Oct. 11	@ PHX	MIN		
Oct. 14	@ SJ	MIN		
Oct. 17	vs NSH	MIN		
Oct. 18	@ NSH	MIN		
Oct. 21	vs VAN	MIN		
Oct. 24	vs NYR	MIN		
Oct. 25	@ MIN	MIN		
Oct. 27	vs ANA	MIN		
Oct. 30	@ COL	MIN		
Nov. 1	vs CHI	MIN		
Nov. 3	@ NYI	MIN		
Nov. 5	vs EDM	MIN		
Nov. 7	vs MTL	MIN		
Nov. 8	vs CGY	MIN		
Nov. 12	vs PHX	MIN		
Nov. 14	@ BUF	MIN		
Nov. 15	@ MIN	MIN		
Nov. 18	vs EDM	MIN		
Nov. 22	@ ATL	MIN		
Nov. 26	vs PHX	MIN		
Nov. 28	@ DET	MIN		
Nov. 29	vs WSH	MIN		
Dec. 1	vs VAN	MIN		
Dec. 4	@ SJ	MIN		
Dec. 6	@ LA	MIN		
Dec. 7	@ ANA	MIN		
Dec. 11	vs NSH	MIN		
Dec. 13	vs NYI	MIN		
Dec. 14	@ CHI	MIN		
Dec. 17	vs SJ	MIN		
Dec. 18	@ DAL	MIN		
Dec. 20	@ PHX	MIN		
Dec. 23	vs LA	MIN		
Dec. 27	vs PHI	MIN		
Dec. 29	@ LA	MIN		
Dec. 31	@ ANA	MIN		
Jan. 2	@ COL	MIN		
Jan. 3	@ STL	MIN		
Jan. 6	@ DET	MIN		
Jan. 9	@ WSH	MIN		
Jan. 10	vs MIN	MIN		
Jan. 13	vs COL	MIN		
Jan. 16	vs NJ	MIN		
Jan. 18	@ VAN	MIN		
Jan. 20	@ EDM	MIN		
Jan. 21	@ CGY	MIN		
Jan. 27	vs DET	MIN		
Jan. 30	vs OTT	MIN		
Jan. 31	vs DAL	MIN		
Feb. 3	vs STL	MIN		
Feb. 6	@ PIT	MIN		
Feb. 7	vs SJ	MIN		
Feb. 10	vs COL	MIN		
Feb. 13	vs DET	MIN		
Feb. 14	@ CAR	MIN		
Feb. 16	vs DAL	MIN		
Feb. 18	vs STL	MIN		
Feb. 19	@ TOR	MIN		
Feb. 21	vs ANA	DND		
Feb. 24	@ CGY	0-0	0/0	14:35
Feb. 26	@ EDM	0-0	1/0	14:56
Mar. 1	@ VAN	0-0	0/0	15:31
Mar. 3	vs LA	0-1	1/2	19:20
Mar. 5	@ NSH	0-0	1/-1	13:04
Mar. 7	@ DET	DND		
Mar. 10	vs BOS	DND		
Mar. 12	vs PIT	DND		
Mar. 13	@ CHI	0-0	0/1	13:44
Mar. 15	vs DET	DND		
Mar. 18	vs CHI	DND		
Mar. 21	@ FLA	DND		
Mar. 24	@ TB	DND		
Mar. 26	vs CGY	DND		
Mar. 28	@ STL	DND		
Mar. 29	vs STL	DND		
Mar. 31	vs NSH	DND		
Apr. 4	@ NSH	DND		
Apr. 5	vs CHI	DND		
Apr. 8	@ CHI	0-0	2/0	17:02
Apr. 10	@ STL	0-0	2/-1	15:52
Apr. 11	vs MIN	DND		

#37

RICK RYPHEN

CAREER STATS

MOST GOALS IN A GAME 1

SEVERAL TIMES – LATEST APR. 7/09 vs CGY

MOST ASSISTS IN A GAME 1

TWICE – LATEST APR. 5/08 vs CGY

MOST POINTS IN A GAME 2

OCT. 12/07 at EDM: 1-1-2

CAREER HAT TRICKS 0

GAME-WINNING GOALS 0


POWER PLAY GOALS 0

SHORTHANDED GOALS 1

OCT. 9/08 vs CGY

OVERTIME POINTS 0-0-0

SHOOTOUT RECORD 0/0

PENALTY SHOT RECORD 0/0


REGULAR SEASON

PLAYOFFS

RYPHEN vs NHL

SEASON	CLUB	LEA	GP	G	A	PTS	PIM	GP	G	A	PTS	PIM
2001.02	Regina	WHL	1	0	0	0	0	–	–	–	–	–
2002.03	Regina	WHL	50	6	12	18	159	5	1	1	2	21
2003.04	Regina	WHL	65	19	26	45	186	4	0	1	1	18
2004.05	Regina	WHL	63	22	29	51	148	–	–	–	–	–
	Manitoba	AHL	8	1	1	2	5	14	0	0	0	35
2005.06	Vancouver	NHL	5	1	0	1	4	–	–	–	–	–
	Manitoba	AHL	49	9	6	15	122	13	1	1	2	22
2006.07	Vancouver	NHL	2	0	0	0	5	–	–	–	–	–
	Manitoba	AHL	14	3	3	6	35	–	–	–	–	–
2007.08	Vancouver	NHL	22	1	2	3	41	–	–	–	–	–
	Manitoba	AHL	34	3	11	14	81	6	0	0	0	10
2008.09	Vancouver	NHL	12	3	0	3	19	10	0	2	2	40
VANCOUVER / NHL TOTALS			41	5	2	7	69	10	0	2	2	40

TEAM	GP	G	A	PTS	PIM
Anaheim	1	0	0	0	5
Buffalo	1	0	0	0	0
Calgary	6	3	1	4	9
Carolina	1	0	0	0	7
Chicago	1	0	0	0	0
Colorado	6	0	0	0	10
Columbus	3	0	0	0	5
Dallas	1	0	0	0	0
Detroit	2	0	0	0	0
Edmonton	7	2	1	3	5
Los Angeles	2	0	0	0	4
Minnesota	3	0	0	0	4
Nashville	2	0	0	0	6
Phoenix	1	0	0	0	5
St. Louis	2	0	0	0	2
San Jose	1	0	0	0	7
Washington	1	0	0	0	0
Totals	41	5	2	7	69

CENTRE	SHOOTS RIGHT	5'11"	190 LBS	COLEMAN, AB	MAY 16, 1984
--------	--------------	-------	---------	-------------	--------------

NHL FIRSTS

First Game: Dec. 21/05 vs EDM

First Goal: Dec. 21/05 vs EDM

First Assist: Oct. 12/07 at EDM

ACQUIRED

Signed as a free agent by Vancouver, November 9, 2005.

PERSONAL

Rick spends the off-season in Crowsnest Pass, Alberta and enjoys fishing and golf. He is a fan of mixed martial arts. His father and brother inspired and guided Rick's career. His greatest hockey achievement is earning a roster spot with the Canucks despite not being drafted in the NHL and WHL.

CAREER HIGHLIGHTS

2008.09: Made his NHL Playoff debut recording two points (0-2-2) and 40 PIM in ten playoff games... Collected three points (3-0-3) in 12 games played, logging an average of 9:19 TOI/G... Recorded 19 penalty minutes this season... Set a career high for most goals in a season (3)... Returned to game action, playing 10:18... Was on the injured reserve list for 65 games... Recorded goals in consecutive games, Oct. 9-11/09... Notched his first point of the season, Oct. 9/08 vs CGY. **2007.08:** Split the season between Vancouver and Manitoba... Recorded 10 penalty minutes in six AHL playoff games played with the Manitoba Moose... Registered three points (1-2-3) and 41 penalty minutes in 22 games with the Canucks and 14 points (3-11-14) and 81 penalty minutes with the Moose... Notched two points (1-1-2) in his first game of the season with Vancouver, Oct. 12/07 at EDM. **2006.07:** Recorded six points (3-3-6) and 35 penalty minutes with Manitoba and five penalty minutes in two games with the Canucks... missed most of the season with injury. **2005.06:** Recorded two points (1-1-2) and 22 penalty minutes in 13 AHL playoff games played... Registered 15 points and 122 penalty minutes in 49 games played... Made his NHL Debut, recording one goal and four penalty minutes in five games played... Notched his first NHL goal in his first NHL game played, Dec. 21/05 vs EDM. **2004.05:** Collected 35 penalty minutes in 14 AHL playoff games played during his first professional season with Manitoba... Split the season between Manitoba and Regina of the WHL... Recorded two points (1-1-2) and five penalty minutes in eight games played with Manitoba and 51 points (22-29-51) and 148 penalty minutes in 63 games played with Regina.

2008.09 GAME BY GAME

Oct. 9	vs CGY	1-0	1/1	11:33
Oct. 11	@ CGY	1-0	1/-1	8:53
Oct. 13	@ WSH	0-0	0/-1	9:13
Oct. 16	@ DET	0-0	0/0	7:51
Oct. 17	@ BUF	0-0	1/0	8:42
Oct. 19	@ CHI	INJ		
Oct. 21	@ CBJ	INJ		
Oct. 25	vs EDM	INJ		
Oct. 28	vs BOS	INJ		
Oct. 30	@ LA	INJ		
Oct. 31	@ ANA	INJ		
Nov. 2	vs DET	INJ		
Nov. 4	vs NSH	INJ		
Nov. 6	vs PHX	INJ		
Nov. 8	vs MIN	INJ		
Nov. 12	vs COL	INJ		
Nov. 15	vs TOR	INJ		
Nov. 17	@ NYI	INJ		
Nov. 19	@ NYR	INJ		
Nov. 20	@ MIN	INJ		
Nov. 22	@ PIT	INJ		
Nov. 24	vs DET	INJ		
Nov. 27	vs CGY	INJ		
Nov. 29	@ CGY	INJ		
Dec. 1	@ CBJ	INJ		
Dec. 4	@ DET	INJ		
Dec. 5	@ MIN	INJ		
Dec. 7	@ COL	INJ		
Dec. 9	@ NSH	INJ		
Dec. 13	@ EDM	INJ		
Dec. 14	vs FLA	INJ		
Dec. 17	vs EDM	INJ		
Dec. 20	vs CHI	INJ		
Dec. 22	vs ANA	INJ		
Dec. 23	@ SJ	INJ		
Dec. 26	vs EDM	INJ		
Dec. 28	vs OTT	INJ		
Dec. 30	vs PHI	INJ		
Jan. 1	@ NSH	INJ		
Jan. 2	@ ATL	INJ		
Jan. 4	vs DAL	INJ		
Jan. 7	@ EDM	INJ		
Jan. 9	vs STL	INJ		
Jan. 10	vs SJ	INJ		
Jan. 13	vs NJ	INJ		
Jan. 15	vs PHX	INJ		
Jan. 18	vs CBJ	INJ		
Jan. 20	@ SJ	INJ		
Jan. 28	vs NSH	INJ		
Jan. 31	vs MIN	INJ		
Feb. 3	vs CAR	INJ		
Feb. 7	vs CHI	INJ		
Feb. 10	@ STL	INJ		
Feb. 12	@ PHX	INJ		
Feb. 13	@ DAL	INJ		
Feb. 15	vs MTL	INJ		
Feb. 17	@ CGY	INJ		
Feb. 19	@ OTT	INJ		
Feb. 21	@ TOR	INJ		
Feb. 24	@ MTL	INJ		
Feb. 27	vs TB	INJ		
Mar. 1	vs CBJ	INJ		
Mar. 3	vs MIN	INJ		
Mar. 7	vs SJ	INJ		
Mar. 9	@ LA	INJ		
Mar. 11	@ ANA	INJ		
Mar. 13	vs LA	INJ		
Mar. 15	vs COL	INJ		
Mar. 17	vs DAL	INJ		
Mar. 19	vs STL	INJ		
Mar. 21	@ PHX	INJ		
Mar. 24	@ DAL	INJ		
Mar. 26	@ STL	INJ		
Mar. 27	@ COL	INJ		
Mar. 29	@ CHI	INJ		
Mar. 31	@ MIN	0-0	1/0	10:18
Apr. 2	vs ANA	0-0	2/-1	9:06
Apr. 4	@ EDM	0-0	2/-1	7:17
Apr. 5	vs COL	0-0	0/-1	10:44
Apr. 7	vs CGY	1-0	3/1	7:55
Apr. 9	vs LA	0-0	2/0	10:31
Apr. 11	@ COL	0-0	3/0	9:51

#6

SAMI SALO

CAREER STATS

MOST GOALS IN A GAME **3**

MAR. 30/99 at PIT

MOST ASSISTS IN A GAME **3**

THREE TIMES – LATEST MAR. 6/08 vs NSH

MOST POINTS IN A GAME **3**

SIX TIMES – LATEST MAR. 6/08 vs NSH: 0-3-3

CAREER HAT TRICKS **1**

MAR. 30/99 at PIT

GAME-WINNING GOALS **18**

LATEST NOV. 24/08 vs DET

POWER PLAY GOALS **41**


LATEST MAR. 1/09 vs CBJ

SHORTHANDED GOALS **1**

DEC. 18/01 at CAR

OVERTIME POINTS **5-7-12**
SHOOTOUT RECORD **0/1**

0 GDG

PENALTY SHOT RECORD **0/0**


REGULAR SEASON

PLAYOFFS

SALO vs NHL

SEASON	CLUB	LEA	GP	G	A	PTS	PIM
1994.95	TPS Turku	Finland	7	1	2	3	6
1995.96	TPS Turku	Finland	47	7	14	21	32
1996.97	TPS Turku	Finland	48	9	6	15	10
	TPS Turku	EuroHL	6	0	2	2	6
1997.98	Jokerit Helsinki	Finland	35	3	5	8	24
	Jokerit Helsinki	EuroHL	6	1	1	2	2
1998.99	Ottawa	NHL	61	7	12	19	24
	Detroit	IHL	5	0	2	2	0
1999.00	Ottawa	NHL	37	6	8	14	2
2000.01	Ottawa	NHL	31	2	16	18	10
2001.02	Ottawa	NHL	66	4	14	18	14
2002.03	Vancouver	NHL	79	9	21	30	10
2003.04	Vancouver	NHL	74	7	19	26	22
2004.05	Finland	W-Cup	6	0	1	1	2
	Frolunda	Sweden	41	6	8	14	18
2005.06	Vancouver	NHL	59	10	23	33	38
	Finland	Olympics	6	1	3	4	0
2006.07	Vancouver	NHL	67	14	23	37	26
2007.08	Vancouver	NHL	63	8	17	25	38
2008.09	Vancouver	NHL	60	5	20	25	26
VANCOUVER TOTALS			402	53	123	176	160
NHL TOTALS			597	72	173	245	210

GP	G	A	PTS	PIM
1	0	0	0	0
11	1	3	4	8
10	2	3	5	4
2	0	0	0	2
8	0	1	1	2
–	–	–	–	–
4	0	0	0	0
–	–	–	–	–
6	1	1	2	0
4	0	0	0	0
12	2	1	3	4
12	1	3	4	0
7	1	2	3	2
–	–	–	–	–
14	1	6	7	2
–	–	–	–	–
–	–	–	–	–
10	0	1	1	4
–	–	–	–	–
7	3	4	7	2
36	5	10	15	8
62	8	12	20	12

TEAM	GP	G	A	PTS	PIM
Anaheim	22	3	3	6	10
Atlanta	12	0	9	9	6
Boston	21	2	1	3	8
Buffalo	14	1	5	6	2
Calgary	37	9	10	19	12
Carolina	14	2	5	7	2
Chicago	22	2	9	11	4
Colorado	39	4	10	14	16
Columbus	22	6	10	16	10
Dallas	24	1	6	7	12
Detroit	26	4	7	11	10
Edmonton	30	4	7	11	18
Florida	14	1	3	4	0
Los Angeles	22	1	8	9	2
Minnesota	35	5	7	12	12
Montreal	20	1	2	3	2
Nashville	22	4	8	12	4
New Jersey	13	0	1	1	6
NY Islanders	14	2	5	8	8
NY Rangers	14	0	7	7	4
Ottawa	6	0	6	6	2
Philadelphia	15	1	4	5	2
Phoenix	27	3	11	14	12
Pittsburgh	14	4	4	8	4
St. Louis	25	1	6	7	14
San Jose	19	0	5	5	2
Tampa Bay	15	4	4	8	6
Toronto	20	5	4	9	12
Vancouver	5	1	2	3	0
Washington	14	1	6	7	8

Totals **597 72 173 245 210**

NHL FIRSTS

First Game: Oct. 10/98 at COL**First Goal:** Jan. 21/99 at BOS**First Assist:** Nov. 23/98 vs VAN

STREAKS

Goals: 3 games Mar. 6-11/00: 3 goals**Assists:** 4 games Four times (latest Feb. 5-10/08: 4 assists)**Points:** 5 games Mar. 2-10/99: 1-4-5

HONOURS

NHL All-Rookie Team: 1998-99

ACQUIRED

Acquired by Vancouver from Ottawa in exchange for Peter Schaefer on September 21, 2002.

PERSONAL

Sami and his wife Johanna have two daughters named Julia and Peppi, and a son named Oliver...Says his greatest hockey memories are playing in the 2002 Olympics and his first NHL game...Growing up his childhood idol was Jari Kurri.

CAREER HIGHLIGHTS

2008.09: Recorded seven points (3-4-7) in seven playoff games, finishing second in playoff scoring among Canucks defencemen and tied for 16th among NHL defencemen...Notched two game-winning goals in the 2009 Playoffs...Concluded his sixth NHL season as a Canuck with 25 (5-20-25) points and 26 penalty minutes in 60 games played...Ranks ninth in points scored (176) and 11th in games played (402) among Canucks defencemen all-time...Registered two assists in consecutive games, Mar. 7-09/09...Recorded two points (1-1-2) in two games, Jan. 28-31/09...Played in his 400th career game, Apr. 7/09 vs CGY...Registered three points (1-2-3), including one game-winning goal in consecutive games, Nov. 19-24/08...Went on a three-game scoring streak, tallying three assists in three games, Oct. 30 - Nov. 2/08...Recorded a total of three assists in three consecutive games, Oct. 11-16/08. **2007.08:** Tallied three assists, a single-game season high and was named second star, Mar. 6 vs NSH...Scored a goal, finished plus-two and had a team-high 26-40 TOI, Feb. 16 vs EDM...Scored first goal of the season on the power play and led the team in TOI (24:37) and shots (5), Dec. 27 vs CGY. **2006.07:** Set career highs for goals (14) and points (37)...Named second star after scoring the game-winner and one assist, Mar. 27 at COL...Assisted on the OT game-winner, Feb. 20 at ANA...Scored a goal and an assist, including the overtime game-winner, and was named first star, Feb. 14 at MIN...Scored the game-winning overtime goal, had one assist and was named first star, Oct. 20 at STL. **2005.06:** Set career highs in goals (10), assists (23), and points (33) in only 59 games...Had three points (2-1-3), including the game-tying goal at 19:30 of the third period and was named 1st star, Jan. 7 vs CGY...Scored his 7th goal and had five shots on net, Dec. 31 at MIN...Scored two goals, including the game-winner and was named 2nd star, Nov. 20 at ANA. **2003.04:** Extended his assist streak to four games (0-5-5), notching his 11th of the season, Jan. 27 vs CHI...Scored the game-winning goal in overtime, recorded a plus 2 and was named 3rd star, Nov. 20 vs CHI. **2002.03:** Set new career highs in goals, assists and points (9-21-30), recording ten PIMs and a plus 10...Scored his 8th goal of the season, the game-winner, establishing a new career-high in goals, Mar. 11 vs NYL...Scored his 6th goal, establishing a point streak of four games (2-2-4), and was named 3rd star of the game, Jan. 19 at DET...Recorded three assists, bringing his season total to 11, and was named 2nd star, Jan. 8 vs OTT. **2001.02:** Scored his first career Shorthanded goal, Dec. 18 at CAR...Recorded two points (2-1-3) in 12 playoff games. **2000.01:** Set career high in assists (16)...Set career high with three assists and tied career best for points in a game (3), Mar. 14 at ATL. **1999.00:** Scored Ottawa's first goal of series against TOR on Apr. 15 and added first playoff assist, Feb. 24. **1998.99:** Recorded first career hat trick against PIT, Mar. 30.

INTERNATIONAL

Olympics: 2006 (silver), 2002

World Championships: 2004, 2001 (silver)

World Cup: 2004 (silver)

NHL MILESTONES

100th NHL game: Oct. 14/00 at TOR**500th NHL game:** Jan. 10/08 at SJ**100th NHL point:** Nov. 11/06 vs CGY

2008.09 GAME BY GAME

Oct. 9	vs CGY	0-0	1/0	20:33
Oct. 11	@ CGY	0-1	5/0	27:31
Oct. 13	@ WSH	0-1	0/1	21:30
Oct. 16	@ DET	0-1	2/1	27:45
Oct. 17	@ BUF	0-0	2/-1	22:37
Oct. 19	@ CHI	0-0	0/0	00:40
Oct. 21	@ CBJ	INJ		
Oct. 25	vs EDM	INJ		
Oct. 28	vs BOS	0-0	2/-1	19:19
Oct. 30	@ LA	0-1	1/1	20:59
Oct. 31	@ ANA	0-1	2/0	18:06
Nov. 2	vs DET	0-1	2/2	18:17
Nov. 4	vs NSH	0-0	5/1	18:15
Nov. 6	vs PHX	0-0	3/0	21:17
Nov. 8	vs MIN	1-0 (W)	4/0	19:48
Nov. 12	vs COL	0-0	0/0	16:46
Nov. 15	vs TOR	0-0	0/-1	20:36
Nov. 17	@ NYI	0-0	1/0	26:24
Nov. 19	@ NYR	0-1	1/1	17:45
Nov. 20	@ MIN	INJ		
Nov. 22	@ PIT	INJ		
Nov. 24	vs DET	1-1 (W)	3/1	22:12
Nov. 27	vs CGY	0-0	3/1	19:49
Nov. 29	@ CGY	0-0	0/-1	19:32
Dec. 1	@ CBJ	0-0	0/-1	19:17
Dec. 4	@ DET	0-0	2/0	20:24
Dec. 5	@ MIN	0-0	0/0	18:19
Dec. 7	@ COL	0-0	1/0	5:38
Dec. 9	@ NSH	INJ		
Dec. 13	@ EDM	INJ		
Dec. 14	vs FLA	INJ		
Dec. 17	vs EDM	0-0	1/0	14:01
Dec. 20	vs CHI	INJ		
Dec. 22	vs ANA	INJ		
Dec. 23	@ SJ	INJ		
Dec. 26	vs EDM	INJ		
Dec. 28	vs OTT	INJ		
Dec. 30	vs PHI	INJ		
Jan. 1	@ NSH	INJ		
Jan. 2	@ ATL	INJ		
Jan. 4	vs DAL	INJ		
Jan. 7	@ EDM	INJ		
Jan. 9	vs STL	INJ		
Jan. 10	vs SJ	INJ		
Jan. 13	vs NYJ	INJ		
Jan. 15	vs PHX	INJ		
Jan. 18	vs CBJ	INJ		
Jan. 20	@ SJ	0-0	1/-1	20:07
Jan. 28	vs NSH	1-0	2/1	22:42
Jan. 31	vs MIN	0-1	5/0	24:37
Feb. 3	vs CAR	0-0	2/0	22:39
Feb. 7	vs CHI	0-0	2/0	24:25
Feb. 10	@ STL	0-0	1/-1	21:28
Feb. 12	@ PHX	0-2	5/1	21:24
Feb. 13	@ DAL	0-0	2/0	22:44
Feb. 15	vs MTL	0-0	0/0	21:20
Feb. 17	@ CGY	0-0	2/-2	20:16
Feb. 19	@ OTT	0-0	2/2	19:31
Feb. 21	@ TOR	1-0	5/0	18:51
Feb. 24	@ MTL	0-0	0/-1	21:35
Feb. 27	vs TB	0-0	0/0	17:55
Mar. 1	vs CBJ	1-0	1/0	18:37
Mar. 3	vs MIN	0-0	2/2	19:44
Mar. 7	vs SJ	0-1	3/1	20:18
Mar. 9	@ LA	0-1	2/0	20:47
Mar. 11	@ ANA	0-0	4/1	21:19
Mar. 13	vs LA	0-1	2/0	20:58
Mar. 15	vs COL	0-0	1/1	19:41
Mar. 17	vs DAL	0-0	1/0	20:27
Mar. 19	vs STL	0-1	1/2	19:42
Mar. 21	@ PHX	0-0	6/0	21:19
Mar. 24	@ DAL	0-2	0/-1	20:48
Mar. 26	@ STL	0-0	0/1	19:30
Mar. 27	@ COL	0-0	2/0	21:33
Mar. 29	@ CHI	0-1	1/0	21:33
Mar. 31	@ MIN	0-0	1/-1	21:08
Apr. 2	vs ANA	0-1	1/-1	22:49
Apr. 4	@ EDM	0-1	4/-1	20:54
Apr. 5	vs COL	0-0	1/-1	20:18
Apr. 7	vs CGY	0-0	1/0	19:58
Apr. 9	vs LA	0-0	3/0	21:15
Apr. 11	@ COL	0-0	3/1	21:25

#26

MIKAEL SAMUELSSON

CAREER STATS

MOST GOALS IN A GAME **2**

SEVERAL TIMES – LATEST APR. 7/07 vs CHI

MOST ASSISTS IN A GAME **3**

Apr. 7/07 vs CHI

MOST POINTS IN A GAME **5**

Apr. 7/07 vs CHI: 2-3-5

CAREER HAT TRICKS **0**
GAME-WINNING GOALS **11**

LATEST MAR. 13/08 vs DAL

POWER PLAY GOALS **26**


LATEST MAR. 29/09 vs NSH

SHORTHANDED GOALS **3**

LATEST JAN. 19/03 vs PHI

OVERTIME POINTS **1-1-2**
SHOOTOUT RECORD **0/3**

0 GDG

PENALTY SHOT RECORD **0/0**


REGULAR SEASON

PLAYOFFS

SAMUELSSON vs NHL

SEASON	CLUB	LEA	GP	G	A	PTS	PIM	GP	G	A	PTS	PIM
1996-97	Sodertälje SK	SEL	29	4	2	6	10	–	–	–	–	–
1997-98	Sodertälje SK	SEL	31	8	8	16	47	–	–	–	–	–
1998-99	Vastra Frolunda	SEL	27	0	5	5	10	–	–	–	–	–
1999-00	Brynäs IF Gavle	SEL	40	4	3	7	76	–	–	–	–	–
2000-01	San Jose	NHL	4	0	0	0	0	–	–	–	–	–
	Kentucky	AHL	66	32	46	78	58	3	1	0	1	0
2001-02	NY Rangers	NHL	67	6	10	16	23	–	–	–	–	–
	Hartford	AHL	8	3	6	9	12	–	–	–	–	–
2002-03	NY Rangers	NHL	58	8	14	22	32	–	–	–	–	–
	Pittsburgh	NHL	22	2	0	2	8	–	–	–	–	–
2003-04	Florida	NHL	37	3	6	9	35	–	–	–	–	–
2004-05	Servette Geneve	Swiss	12	2	4	6	14	–	–	–	–	–
	Sodertälje SK	SEL	29	7	13	20	45	10	3	3	6	24
2005-06	Detroit	NHL	71	23	22	45	42	6	0	1	1	6
	Rapperswil-Jona	Swiss	1	0	0	0	0	–	–	–	–	–
2006-07	Detroit	NHL	53	14	20	34	28	18	3	8	11	14
2007-08	Detroit	NHL	73	11	29	40	26	22	5	8	13	8
2008-09	Detroit	NHL	81	19	21	40	50	23	5	5	10	6
NHL TOTALS			466	86	122	208	244	69	13	22	35	34

TEAM	GP	G	A	PTS	PIM
Anaheim	16	2	4	6	18
Atlanta	15	1	3	4	12
Boston	9	0	2	2	4
Buffalo	10	1	5	6	6
Calgary	20	3	7	10	10
Carolina	15	1	2	3	8
Chicago	24	7	11	18	8
Colorado	20	6	9	15	4
Columbus	30	6	11	17	20
Dallas	17	2	2	4	8
Detroit	4	0	0	0	2
Edmonton	18	6	5	11	2
Florida	8	0	2	2	2
Los Angeles	19	7	8	15	10
Minnesota	16	4	4	8	4
Montreal	10	1	2	3	6
Nashville	30	4	7	11	10
New Jersey	15	2	1	3	10
NY Islanders	12	2	3	5	6
NY Rangers	6	1	2	3	2
Ottawa	10	0	1	1	4
Philadelphia	14	1	2	3	4
Phoenix	16	5	0	5	4
Pittsburgh	14	0	4	4	4
St. Louis	29	7	8	15	23
San Jose	15	6	2	8	10
Tampa Bay	13	2	5	7	15
Toronto	12	5	1	6	4
Vancouver	18	4	7	11	16
Washington	11	0	2	2	8

Totals **466 86 122 208 244**

NHL FIRSTS

First Game: Jan. 3/01 vs CGY
First Goal: (2) Nov. 20/01 vs COL
First Assist: Nov. 11/01 vs MTL

STREAKS

Goals: 5 games Apr. 4/04 – Oct. 10/05: 5 goals
Assists: 4 games Oct. 18-25/08: 6 assists
Points: 7 games Apr. 1/04 – Oct. 13/05: 5-3-8

HONOURS

Stanley Cup Championship: 2008 (Detroit)

ACQUIRED

Signed as a free agent by Vancouver on July 3, 2009.

PERSONAL

Mikael married his wife Sandra during the off-season in Stockholm, Sweden...He has two children; William and Stina...His most memorable achievements in hockey are playing in his first NHL game, winning the Stanley Cup and winning gold at the Winter Olympics...Mikael spent his day with the Stanley Cup in his hometown of Mariefred, Sweden with family and friends, where the town held a civic reception in his honour and more than 3,000 people crowded the town square to greet him.

CAREER HIGHLIGHTS

2008.09: Reached the Stanley Cup Finals with Detroit recording 10 points (5-5-10) in 23 playoff games...Recorded 40 points (19-21-40), including seven power play goals and 50 penalty minutes in the regular season...Played a career high 81 games...Finished third in team shots with 257. **2007.08:** Won the Stanley Cup, recording 13 points (5-8-13) in 22 post season games...His 13 playoff points and five goals, including three in the Finals set new career highs...Appeared in a career high 73 games...Finished season with 40 points (11-29-40) and had a career high 29 assists...Registered his 100th career assist Mar. 15/08 vs NSH...Had seven multiple point games. **2006.07:** Made 18 playoff appearances...Established a career high for goals (3), assists (8) and points (11) in a single post season...Set a new career high for points in a playoff series with six (0-6-6) vs Anaheim in the Conference Final...Tallied a playoff career-high three assists in Game 6 at Anaheim...Played 58 games, missing 18 due to a broken foot and six with a shoulder injury...Set a single game career points and assists high (2-3-5) Apr. 7/07 vs CHI. **2005.06:** Made his Stanley Cup Playoff debut playing all six games, recording one assist...In his first season with Detroit, set career highs in games (71), points (45), goals (23) and assists (22)...Tallied a career high four points (2-2-4) Nov. 23/05 vs COL...Scored first goal with Detroit in his first game on Oct. 5/05 vs STL. **2004.05:** Split time between Geneva in the Swiss League and Sodertalje SK in the Swedish Elite League...In 12 games with Geneva, scored (2-4-6) points and (7-13-20) points in 29 games with Sodertalje SK. **2003.04:** Played 37 games scoring nine points (3-6-9) with 35 penalty minutes in his first season with Florida...Missed 43 games (22 due to jaw injury and 21 due to a wrist injury)...Acquired by Florida from Pittsburgh along with Pittsburgh's first and second round selections in the 2003 NHL Entry Draft, in exchange for Florida's first and third round selections in 2003. **2002.03:** Split the season between Pittsburgh and the New York Rangers, recording 24 points (10-14-24) with 40 penalty minutes...Scored his first goal/point as a Penguin Feb. 15/03 at NJ...Traded to Pittsburgh from New York Rangers along with Joel Bouchard, Rico Fata and Richard Litner on Feb. 10/03, in exchange for Alexei Kovalev, Dan LaCouture, Janne Laukkanen and Mike Wilson...Played his 100th NHL game Dec.05.02 at PHI. **2001.02:** Played 67 games with the NY Rangers, scoring 16 points (6-10-16) with 23 penalty minutes...Tied for 21st among all NHL rookies with 16 points and tied for first with two Short-handed goals...Tallied his first two NHL goals Nov. 20/01 vs COL (Patrick Roy)...Made his Rangers debut Feb. 6/00 vs MIN...Traded to the Rangers from San Jose, along with Christian Gosselin, in exchange for Adam Graves on Jun. 24/01. **2000.01:** Made his NHL debut with San Jose, playing four games.

INTERNATIONAL

Olympics: 2006 (gold)

World Championships: 2006 (gold), 2005

NHL MILESTONES

100th NHL Game: Dec. 5/02 at PHI

200th NHL Game: Oct. 29/05 at CHI

400th NHL Game: Nov. 13/08 at TB

100th NHL Point: Nov. 4/06 vs CBJ

200th NHL Point: Jan. 20/09 at PHX

2008.09 GAME BY GAME

Oct. 9	vs TOR	0-0	1/1	14:17
Oct. 11	@ OTT	0-1	1/1	13:57
Oct. 13	@ CAR	0-0	6/0	12:34
Oct. 16	vs VAN	0-0	3/0	14:14
Oct. 18	vs NYR	1-2	4/1	17:43
Oct. 22	@ STL	0-1	5/1	13:00
Oct. 24	vs ATL	0-1	3/0	15:45
Oct. 25	@ CHI	0-2	5/0	15:33
Oct. 27	@ LA	0-0	3/-1	17:31
Oct. 29	@ ANA	0-0	3/1	20:38
Oct. 30	@ SJ	0-0	0/0	13:22
Nov. 2	@ VAN	1-1	3/-1	13:56
Nov. 8	vs NJ	0-0	3/1	16:59
Nov. 11	vs PIT	0-2	1/0	13:32
Nov. 13	@ TB	1-1	3/1	14:55
Nov. 14	@ FLA	0-1	5/-1	15:41
Nov. 17	vs EDM	1-0	4/2	15:05
Nov. 20	@ EDM	0-0	2/-1	15:06
Nov. 22	@ CGY	0-0	5/1	18:02
Nov. 24	@ VAN	1-1	5/0	20:26
Nov. 26	vs MTL	0-0	2/1	14:46
Nov. 28	vs CBJ	0-2	1/-1	14:45
Nov. 29	@ BOS	0-1	1/-1	16:42
Dec. 1	vs ANA	0-0	6/1	17:49
Dec. 4	vs VAN	0-0	3/0	16:47
Dec. 6	vs CHI	0-0	3/0	17:03
Dec. 10	vs CGY	0-0	3/0	16:29
Dec. 12	@ DAL	0-0	2/0	15:11
Dec. 13	@ PHX	0-0	3/-1	14:19
Dec. 15	vs COL	0-0	2/0	17:38
Dec. 18	vs SJ	0-0	2/1	15:41
Dec. 20	vs LA	1-0	1/1	14:45
Dec. 23	vs STL	0-0	3/0	13:08
Dec. 26	@ NSH	1-0	5/0	17:29
Dec. 27	@ COL	0-2	4/0	13:53
Dec. 30	vs CHI	DND		
Jan. 1	@ CHI	1-0	2/0	12:04
Jan. 3	@ MIN	1-0	3/1	13:20
Jan. 6	vs CBJ	0-0	2/0	12:57
Jan. 8	vs DAL	0-0	2/0	12:38
Jan. 10	vs BUF	1-1 (W)	4/2	15:58
Jan. 12	@ DAL	0-0	3/0	15:17
Jan. 14	@ ANA	0-1	2/-1	11:17
Jan. 15	@ LA	1-0	8/1	15:02
Jan. 17	@ SJ	0-0	3/-1	13:16
Jan. 20	@ PHX	1-0	5/0	12:49
Jan. 27	@ CBJ	0-0	2/0	18:44
Jan. 29	vs DAL	0-0	1/0	17:42
Jan. 31	@ WSH	0-0	1/-1	16:37
Feb. 2	vs STL	0-0	0/0	13:59
Feb. 4	vs PHX	1-0	3/0	14:31
Feb. 7	vs EDM	1-0	2/0	15:41
Feb. 8	@ PIT	0-0	3/1	13:28
Feb. 10	@ NSH	0-0	4/0	16:57
Feb. 12	vs MIN	1-0	5/0	17:52
Feb. 13	@ CBJ	1-0	6/0	14:27
Feb. 15	vs COL	0-0	2/0	14:08
Feb. 18	vs NSH	0-0	3/0	13:20
Feb. 20	vs ANA	0-0	5/1	15:57
Feb. 21	@ MIN	0-0	7/-1	15:41
Feb. 25	vs SJ	0-0	4/0	13:02
Feb. 27	vs LA	0-0	2/0	12:48
Feb. 28	@ NSH	0-0	2/-3	15:19
Mar. 3	@ STL	0-0	0/0	17:14
Mar. 4	@ COL	0-0	3/1	18:42
Mar. 7	vs CBJ	0-0	4/-1	16:54
Mar. 10	vs PHX	0-0	5/0	12:49
Mar. 12	vs CGY	1-0	6/-2	15:12
Mar. 14	@ STL	0-0	2/2	14:45
Mar. 15	@ CBJ	1-0	2/1	16:21
Mar. 17	vs PHI	0-1	4/1	16:34
Mar. 20	@ ATL	0-0	2/1	14:13
Mar. 23	@ CGY	0-0	5/0	17:44
Mar. 24	@ EDM	0-0	3/0	11:31
Mar. 27	vs NYI	0-0	7/-1	19:22
Mar. 29	vs NSH	1-0	5/1	16:27
Apr. 2	vs STL	0-0	1/-2	17:24
Apr. 5	vs MIN	0-0	3/-2	15:42
Apr. 6	@ BUF	0-0	4/0	13:50
Apr. 9	vs NSH	0-0	1/0	15:20
Apr. 11	vs CHI	0-0	2/0	14:15
Apr. 12	@ CHI	0-0	6/0	17:19

**MATHIEU
SCHNEIDER**

CAREER STATS

MOST GOALS IN A GAME	3
-----------------------------	----------

TWICE – LATEST OCT. 11/06 vs PHX

MOST ASSISTS IN A GAME	3
-------------------------------	----------

LATEST FEB. 24/07 at NSH

MOST POINTS IN A GAME	4
------------------------------	----------

THREE TIMES – LATEST OCT. 11/06 vs PHX: 3-1-4

CAREER HAT TRICKS 2

LATEST OCT. 11/06 vs PHX

GAME-WINNING GOALS	36
--------------------	----

LATEST APR. 2/09 at NYI

POWER PLAY GOALS	99
------------------	----

LATEST MAR. 31/09 vs CHI

SHORTHANDED GOALS	4
-------------------	---

LATEST NOV. 27/06 vs DAL

OVERTIME POINTS	4-11-15
-----------------	---------

SHOD
0 GDG

PENALTY SHOT RECORD 0/0



		REGULAR SEASON							PLAYOFFS						
SEASON	CLUB	LEA	GP	G	A	PTS	PIM	GP	G	A	PTS	PIM			
1987.88	Montreal	NHL	4	0	0	0	2								
	Sherbrooke	AHL		–	–	–		3	0	3	3	12			
1988.89	Cornwall	OHL	59	16	57	73	96	18	7	20	27	30			
1989.90	Montreal	NHL	44	7	14	21	25	9	1	3	4	31			
	Sherbrooke	AHL	28	6	13	19	20		–	–	–	–			
1990.91	Montreal	NHL	69	10	20	30	63	13	2	7	9	18			
1991.92	Montreal	NHL	78	8	24	32	72	10	1	4	5	6			
1992.93	Montreal	NHL	60	13	31	44	91	11	1	2	3	16			
1993.94	Montreal	NHL	75	20	32	52	62	1	0	0	0	0			
1994.95	Montreal	NHL	30	5	15	20	49								
	NY Islanders	NHL	13	3	6	9	30		–	–	–	–			
1995.96	NY Islanders	NHL	65	11	36	47	93		–	–	–	–			
	Toronto	NHL	13	2	5	7	10	6	0	4	4	8			
1996.97	Toronto	NHL	26	5	7	12	20		–	–	–	–			
1997.98	Toronto	NHL	76	11	26	37	44		–	–	–	–			
1998.99	NY Rangers	NHL	75	10	24	34	71		–	–	–	–			
1999.00	NY Rangers	NHL	80	10	20	30	78		–	–	–	–			
2000.01	Los Angeles	NHL	73	16	35	51	56	13	0	9	9	10			
2001.02	Los Angeles	NHL	55	7	23	30	68	7	0	1	1	18			
2002.03	Los Angeles	NHL	65	14	29	43	57		–	–	–	–			
	Detroit	NHL	13	2	5	7	16	4	0	0	0	6			
2003.04	Detroit	NHL	78	14	32	46	56	12	1	2	3	8			
2005.06	Detroit	NHL	72	21	38	59	86	6	1	7	8	6			
2006.07	Detroit	NHL	68	11	41	52	66	11	2	4	6	16			
2007.08	Anaheim	NHL	65	12	27	39	50	6	1	0	1	8			
2008.09	Atlanta	NHL	44	4	11	15	50		–	–	–	–			
	Montreal	NHL	23	5	12	17	14	2	0	0	0	4			

NHL TOTALS	1.264	221	513	734	1.229	111	10	43	53	155
------------	-------	-----	-----	-----	-------	-----	----	----	----	-----

SCHNEIDER vs NHL

TEAM	GP	G	A	PTS	PIM
Anaheim	36	6	15	21	42
Atlanta	13	5	9	14	12
Boston	52	7	21	28	67
Buffalo	56	9	19	28	80
Carolina	59	10	19	29	78
Calgary	43	11	16	27	46
Chicago	52	7	21	28	36
Columbus	30	5	10	15	4
Colorado	67	17	28	45	70
Dallas	56	13	29	42	49
Detroit	39	7	12	19	18
Edmonton	49	6	16	22	40
Florida	30	7	7	14	26
Los Angeles	37	4	15	19	49
Minnesota	26	3	14	17	20
Montreal	16	1	4	5	10
New Jersey	46	4	13	17	26
NY Islanders	40	12	11	23	34
NY Rangers	39	8	25	33	42
Nashville	38	8	18	26	44
Ottawa	37	8	17	25	51
Philadelphia	44	7	10	17	32
Phoenix	52	14	24	38	42
Pittsburgh	49	9	22	31	38
San Jose	51	10	23	33	46
St. Louis	59	6	32	38	56
Tampa Bay	29	3	16	19	59
Toronto	31	5	16	21	22
Vancouver	52	8	19	27	51
Washington	41	1	12	13	47

Totals	1,264	221	513	734	1,229
--------	-------	-----	-----	-----	-------

NHL FIRSTS

First Game: Oct. 8/87 at PHI
First Goal: Jan. 7/90 vs VAN
First Assist: Dec. 30/89 at CGY

STREAKS

Goals: 4 games Jan. 18-24/06: 4 goals, 1 assist
Assists: 9 games Dec. 5-22/06: 12 assists
Points: 12 games Nov. 27-Dec. 22/06: 2-13-15)

HONOURS

Stanley Cup Championship: 1993 (Montreal) NHL All-Star: 2003, 1996

ACQUIRED

Signed as a free agent by Vancouver on August 28, 2009.

PERSONAL

Mathieu and his wife, Shannon, have two sons, Mathieu Jr. and Micah, and two daughters, Abigail and Ella... Enjoys playing golf and tennis in spare time...Lists winning the Stanley Cup with the Montreal Canadiens in 1993 as his greatest hockey moment...Spends his summers in California.

CAREER HIGHLIGHTS

2008.09: Played in 44 games with the Atlanta Thrashers before being acquired by Montreal Canadiens... Became tenth highest power play scoring defenceman in League history with 94th career power play goal, Mar. 4/09...Recorded 500th career assist, Feb. 10/09. **2007.08:** Finished with a plus-22 rating...Set League's longest streak of season with a plus- or even-rating in 32 consecutive games, Dec. 18- Mar. 5/08 (plus-17). **2006.07:** Tallied overtime game-winning goal, May 2/07...Registered three assists on two occasions, tying career high Dec. 9/06 and Feb. 24/07...Recorded a career-high 12-game point streak from Nov. 27-Dec. 22/06 (2-13-15)...Tied career highs with three goals, including the game-winner, and four points, Oct. 1/06. **2005.06:** Recorded a career-high 59 points (21-38-59) in 72 games...Led the Red Wings with plus-33 rating...Tallied a playoff-high three assists, April 27/06...Led team in scoring with eight points (1-7-8)...Posted career-high four-game goal streak, Jan.18-24/06 (4-0-4)...Tied his career-high with four points (3-1-4) to record first hat trick of career, Nov. 26/05...Became 11th American-born defenceman to reach 1000 NHL games, Oct. 21/05. **2003.04:** Led Red Wing defencemen in points...Collected career-high four game-winning goals...Registered plus-22 rating...Recorded three playoff points (1-2-3)...Collected the game-winning goal, Apr. 10/04. **2002.03:** Selected to play in second career NHL All-Star Game...Tallied 50 points (16-34-50) in 78 games with Los Angeles and Detroit, earning 50 points or more for fourth time in his career...Led all Kings defencemen in points...Tied for first on team with 10 power play goals...Acquired by Detroit, Mar.1/03...Played in 900th career NHL game, Mar. 8/03. **2001.02:** Recorded first point, an assist, after returning from injury in his 800th career NHL game, Jan.9/02. **2000.01:** Recorded 50-or-more points for third time in career...Led Kings defencemen in scoring...Appeared in 13 Stanley Cup Playoff games and led Kings with nine points (0-9-9)...Tied playoff-high with three assists, Apr. 26/01...Established post season high with three points (0-3-3), Apr. 18/01...Earned 400th career point, Dec. 19/00. **1999.00:** Led NY Rangers defencemen with 30 points (10-20-30). **1998.99:** Recorded 34 points (10-24-34) in 75 games during his first season with the Rangers. **1997.98:** Tallied 37 points (11-26-37) in 76 games...Recorded 300th career NHL point with one assist, Feb. 25/98...Recorded 200th assist in 500th NHL game, Nov. 25/97. **1996.97:** Appeared in 26 games with Toronto, recording 12 points (5-7-12)...Earned a plus- or even-rating in 16-of-26 games...Recorded one power play goal and one game-winning goal. **1995.96:** Selected to first NHL All-Star Game...Tallied 54 points (13-41-54) in 78 games with the NY Islanders and Toronto...Acquired by Toronto, Mar. 13/96...Appeared in 400th career NHL game, Dec.10/95. **1994.95:** Split the season between Montreal and the NY Islanders, earning 29 points (8- 21-29) in 43 games...Earned his 200th career NHL point, Apr. 7/95...Traded to the Islanders, Apr. 5/95. **1993.94:** Earned 52 points (20-32-52) in 75 contests with Montreal...Led Montreal defencemen in points. **1992.93:** Ranked second among team defencemen in points despite missing final 24 regular season games... Appeared in 11 post season contests, recording three points (1-2-3) while helping the Canadiens to a Stanley Cup Championship...Scored a goal in Game Three of the Conference Finals, June 5/93. **1991.92:** Recorded 32 points (8-24-32) in 78 games with Montreal...Led Canadiens defencemen in goals. **1990.91:** Tallied 30 points (10-20-30) in 69 games with Montreal...Led Canadiens defencemen in points and goals...Scored five power play goals and three game-winning goals...Appeared in 13 post-season games and led team defencemen with nine points (2-7-9). **1989.90:** Split season between Montreal and Sherbrooke (AHL)...Appeared in nine Stanley Cup Playoff games, recording four points (1-3-4).

INTERNATIONAL

Olympics: 2006, 1998 World Junior Championships: 1988 World Cup: 1996 (gold)

NHL MILESTONES

100th NHL Game: Feb. 20/91 vs HFD
500th NHL Game: Nov. 25/97 vs SJ
1200th NHL Game: Nov. 25/97 vs SJ

100th NHL Goal: Jan. 26/99 at WAS (GWG)
200th NHL Goal: Mar. 6/07 vs NSH

100th NHL Point: Nov. 17/92 at OTT
500th NHL Point: Mar. 12/03 at PHX
700th NHL Point: Mar. 28/08 vs SJ

400th NHL Assist: Dec. 6/05 vs NJ
500th NHL Assist: Feb. 10/09 at TB

2008.09 GAME BY GAME

Oct. 10	vs WSH	0-0	4/-1	22:38
Oct. 11	@ FLA	0-0	4/-1	25:20
Oct. 14	vs MIN	0-1	3/-2	26:10
Oct. 16	vs NJ	0-0	3/0	26:17
Oct. 18	vs BUF	0-0	5/0	26:07
Oct. 21	@ TB	0-1	5/1	22:09
Oct. 24	@ DET	0-0	1/-3	17:47
Oct. 25	@ BOS	1-1	3/-2	20:41
Oct. 28	vs PHI	0-0	0/-2	26:52
Oct. 30	@ NYR	0-0	2/0	21:13
Nov. 1	@ NJ	0-0	0/-3	20:27
Nov. 2	vs FLA	0-0	3/2	18:45
Nov. 6	vs NYI	INJ		
Nov. 7	@ BUF	INJ		
Nov. 9	@ CAR	INJ		
Nov. 14	vs CAR	INJ		
Nov. 16	@ PHI	INJ		
Nov. 20	vs PIT	0-1	2/0	22:15
Nov. 22	vs CBJ	0-0	0/-1	22:35
Nov. 25	@ TOR	1-0	2/3	22:18
Nov. 26	@ WSH	0-1	0/1	22:58
Nov. 28	vs NSH	0-0	2/1	20:16
Nov. 30	vs STL	0-0	1/0	7:31
Dec. 2	@ MTL	INJ		
Dec. 3	@ OTT	INJ		
Dec. 6	@ NYI	DND		
Dec. 10	vs NYR	DND		
Dec. 12	vs BOS	DND		
Dec. 13	@ BOS	DND		
Dec. 16	@ OTT	DND		
Dec. 18	vs PIT	DND		
Dec. 20	vs TB	0-0	0/0	19:23
Dec. 22	vs TOR	0-0	2/-2	19:29
Dec. 23	@ NYI	1-0	1/2	21:11
Dec. 26	vs CAR	0-0	1/-2	18:58
Dec. 28	vs BOS	0-0	0/0	15:41
Dec. 30	@ TOR	0-0	1/-2	21:23
Dec. 31	@ CAR	0-1	1/1	22:12
Jan. 2	vs VAN	0-0	4/-1	22:34
Jan. 4	vs TB	0-0	3/-1	21:43
Jan. 6	@ PIT	0-0	1/0	20:23
Jan. 8	@ NJ	0-0	0/0	19:09
Jan. 10	@ FLA	0-0	2/-3	21:23
Jan. 14	vs OTT	0-0	1/0	21:58
Jan. 16	vs TOR	0-1	2/0	22:04
Jan. 17	@ NSH	1-0	1/4	20:37
Jan. 20	vs MTL	0-0	0/1	21:00
Jan. 21	@ PHI	0-0	5/2	18:47
Jan. 27	@ DAL	0-0	0/0	21:16
Jan. 29	vs NYI	0-1	2/-1	19:16
Jan. 31	@ CAR	0-0	3/-2	21:28
Feb. 3	@ NYR	0-0	0/0	23:26
Feb. 6	vs NJ	0-1	1/0	19:35
Feb. 8	vs PHI	0-1	2/-1	23:03
Feb. 10	@ TB	0-1	2/2	18:20
Feb. 11	vs CHI	0-0	2/0	20:15
Feb. 15	@ ANA	0-1	5/2	20:02
Traded to Montreal Canadiens				
Feb. 16	@ LA	DND		
Feb. 18	@ WSH	0-1	1/0	27:06
Feb. 19	@ PIT	1-0	2/-4	24:17
Feb. 21	vs OTT	1-0	4/0	18:54
Feb. 24	vs VAN	0-0	2/0	18:35
Feb. 27	vs PHI	1-1 (W)	3/1	25:44
Feb. 28	vs SJ	0-1	0/2	20:25
Mar. 4	@ BUF	0-0	2/-1	24:00
Mar. 6	@ ATL	0-0	5/1	17:12
Mar. 8	@ DAL	0-0	1/0	24:24
Mar. 10	vs EDM	0-2	0/0	20:22
Mar. 12	vs NYI	0-1	4/0	21:22
Mar. 14	vs NJ	0-0	2/0	17:38
Mar. 17	vs NYR	0-1	2/0	24:28
Mar. 19	@ OTT	0-0	1/0	25:12
Mar. 21	vs TOR	0-0	1/-1	21:27
Mar. 24	vs ATL	0-1	3/0	17:33
Mar. 26	vs TB	0-1	3/0	23:36
Mar. 28	vs BUF	0-1	2/1	22:44
Mar. 31	vs CHI	0-1	0/1	17:50
Apr. 2	@ NYI	1-0 (W)	1/1	20:34
Apr. 4	@ TOR	0-1	1/0	6:52
Apr. 6	vs OTT	INJ		
Apr. 7	@ NYR	INJ		
Apr. 9	@ BOS	1-0	3/0	21:16
Apr. 11	vs PIT	0-0	3/-1	22:22

#22

DANIEL SEDIN

CAREER STATS

MOST GOALS IN A GAME **4**

FEB. 24/04 vs DET

MOST ASSISTS IN A GAME **3**

SEVERAL TIMES – LATEST OCT. 9/08 vs CGY

MOST POINTS IN A GAME **5**

FEB. 6/07 at EDM: 3-2-5

CAREER HAT TRICKS **2**

LATEST FEB. 6/07 at EDM

GAME-WINNING GOALS **36**

LATEST MAR. 29/09 at CHI

POWER PLAY GOALS **67**


LATEST APR. 2/09 vs ANA

SHORTHANDED GOALS **0**
OVERTIME POINTS **7-5-12**
SHOOTOUT RECORD **3/16**

3 GDG

PENALTY SHOT RECORD **0/3**

LATEST FEB. 10/08 vs CHI



REGULAR SEASON

PLAYOFFS

D. SEDIN vs NHL

SEASON	CLUB	LEA	GP	G	A	PTS	PIM	GP	G	A	PTS	PIM
1997-98	MoDo Jr.	Swe-Jr.	26	26	14	40	–	–	–	–	–	–
	MoDo	Sweden	45	4	8	12	26	9	0	0	0	2
1998-99	MoDo	Sweden	50	21	21	42	20	13	4	8	12	14
1999-00	MoDo	Sweden	50	19	26	45	28	13	8	6	14	18
	MoDo	EuroHL	4	3	3	6	0	2	0	0	0	0
2000-01	Vancouver	NHL	75	20	14	34	24	4	1	2	3	0
2001-02	Vancouver	NHL	79	9	23	32	32	6	0	1	1	0
2002-03	Vancouver	NHL	79	14	17	31	34	14	1	5	6	8
2003-04	Vancouver	NHL	82	18	36	54	18	7	1	2	3	0
2004-05	MoDo	Sweden	49	13	20	33	40	6	0	3	3	6
2005-06	Vancouver	NHL	82	22	49	71	34	–	–	–	–	–
	Sweden	Olympics	8	1	3	4	2	–	–	–	–	–
2006-07	Vancouver	NHL	81	36	48	84	36	12	2	3	5	4
2007-08	Vancouver	NHL	82	29	45	74	50	–	–	–	–	–
2008-09	Vancouver	NHL	82	31	51	82	36	10	4	6	10	8
VANCOUVER/NHL TOTALS			642	179	283	462	264	53	9	19	28	20

NHL FIRSTS

First Game: Oct. 5/00 at PHI

First Goal: Oct. 8/00 at TB

First Assist: Oct. 12/00 vs COL

STREAKS

Goals: 5 games

Assists: 6 games

Points: 7 games

Twice (latest Nov. 19-27/08: 5 goals)

Twice (latest Mar. 1-13/09: 6 assists)

Nov. 15-Nov. 27/08: 6-4-10

TEAM	GP	G	A	PTS	PIM
Anaheim	32	8	11	19	8
Atlanta	8	4	3	7	2
Boston	9	4	1	5	2
Buffalo	9	2	3	5	8
Calgary	51	13	33	46	18
Carolina	7	3	2	5	2
Chicago	32	9	17	26	18
Colorado	49	20	16	36	20
Columbus	32	8	15	23	16
Dallas	31	9	9	18	14
Detroit	32	8	19	27	6
Edmonton	50	22	19	41	16
Florida	8	1	4	5	8
Los Angeles	31	9	13	22	10
Minnesota	48	11	21	32	22
Montreal	12	2	5	7	2
Nashville	30	6	13	19	12
New Jersey	8	1	3	4	4
NY Islanders	7	2	6	8	2
NY Rangers	7	4	2	6	2
Ottawa	10	2	5	7	6
Philadelphia	8	1	5	6	2
Phoenix	31	8	13	21	14
Pittsburgh	8	2	3	5	8
St. Louis	32	7	18	25	14
San Jose	31	5	14	19	20
Tampa Bay	7	3	4	7	2
Toronto	14	3	6	9	4
Washington	8	2	0	2	2

Totals **642 179 283 462 264**

HONOURS

Cyrus H. McLean award: 2008/09, 2006/07
Swedish Elite League Co-MVP: 1999

ACQUIRED

Vancouver's 1st choice, 2nd overall, in the 1999 NHL Entry Draft.

PERSONAL

Daniel and his wife Marinette have a daughter, Ronja and son, Erik...Spends his summers in his hometown in Sweden...Enjoys playing golf and tennis...Says he would like to play professional soccer if he were not a hockey player.

CAREER HIGHLIGHTS

2008.09: Recorded 10 points (4-6-10) in 10 postseason games...Ranked tied for 13th in League scoring with 82 points and tied for 14th in the League for most game-winning goals (7) this season...Shared the scoring lead on the Canucks this season with brother Henrik Sedin...Finished the season with 36 career game-winning goals, ranking second highest all-time in franchise history...Named the NHL's second star of the week (ending on Mar. 29/09) recording eight points (4-4-8) and two game-winners in four games played...Recorded two game-winning goals and nine points (4-5-9) in five consecutive games, Mar. 24-31/09...Moved into 10th place in franchise history for most goals scored (172), Feb. 15/09...Scored his 20th goal of the season, recording 20+ goals for the fourth consecutive season, Jan. 9/09 vs STL...Registered seven points (5-2-7) in four games, Dec. 14-22/08...Went on a five-game scoring streak, tallying six points (1-5-6), Dec. 1-9/08...Recorded ten points (6-4-0), including two game-winning goals, in seven consecutive games, Nov. 15-27/08...Named the NHL's first star of the week (ending on Oct. 12/08) after recording five points (2-3-5) in two games played **2007.08:** Finished second in team scoring with 74 points (29-45-74). Played a complete 82-game season for the third time in his career...Had 380 career points as a Canuck at the season's end placing him 11th in all-time franchise scoring...Scored his fourth consecutive goal in as many games, Jan. 3 vs NYR...Collected two goals including the game-winner and was named first star, Dec. 20 vs DAL...Named first star scoring twice, including the game winner, and adding an assist, Nov. 3 at COL...Named first star, collecting two goals, including the game winner, Oct. 13 vs EDM **2006.07:** Earned five points in 12 playoff games...Scored one goal and assisted on the OT game-winner in Game 1 of playoffs, Apr. 11 vs DAL...Led the team in regular season scoring with 84 points (36-48-84)...Scored over 30 goals for the first time in his career and 20 or more goals for the third time in his career...Moved past Geoff Courtnall (246) to fifth in all-time scoring among left wingers in club history with 306 career points...Scored the OT game-winner, tying an NHL record with his fourth of the season, had one assist, seven shots and was named third star, Mar. 15 vs STL...Set a new NHL record for most OT power play goals with his third of the season, Mar. 15 vs STL...Set new career highs, recording a hat trick, finishing the game with five points (3-2-5) and was named first star, Feb. 6 at EDM...Scored his 20th goal and 30th assist, Feb. 3 at CGY...Recorded four points (1-3-4) including the game-winning goal and named third star, Jan. 13 at TOR **2005.06:** Played a full 82-game schedule for the second consecutive season and set career highs in goals (22), assists (49), points (71) and time on ice with an average of 16:39 per game...Set a new career high in goals scored after notching his 21st of the season and one assist, Mar. 29 vs MIN...Named the Molson Cup Three Stars winner for the month of February...Named first star, notching two assists and extending his point streak to five games (4-3-7), Dec. 15 at PHI **2003.04:** Played a complete 82-game season, finishing with a career high 54 points (18-36-54)...Scored his first career hat trick on a four-goal night, named first star and finished with a plus 4, Feb. 24 vs DET...Scored one goal and two assists, equaling a single game points record and was named second star, Jan. 29 at STL **2002.03:** Finished the season with 31 points in 79 games with 34 penalty minutes and a plus/minus of +8...Scored his 12th goal, extending a point streak to four games (2-2-4), and was named third star, Mar. 23 vs WSH...Recorded his second consecutive game-winner and was named the game's first star, Nov. 29 at TB **2001.02:** Finished season with 32 points (9-23-32) in 79 games played...Scored the game-winning goal, Mar. 16 at ATL...Notched his third and fourth goals of the season, and was named the game's second star, Nov. 30 vs COL **2000.01:** Played 75 games in his rookie season...His 20 goals ranked tied for second among NHL rookies...Finished among the leaders in NHL rookie scoring with 34 points (20-14-34)...Was the first NHL rookie in 2000.01 to reach 20 goals...Became the 12th Canucks rookie to reach the 20 goal plateau, Mar. 21 at CBJ...Had a five game point scoring streak (2-3-5), Oct. 8-18.

INTERNATIONAL

Olympics: 2006 (gold)
World Championships: 2005, 2001 (bronze), 2000, 1999 (bronze)
World Cup: 2004
World Junior Championships: 2000, 1999, 1998

NHL MILESTONES

100th NHL Game: Nov. 23/01 at BOS

500th NHL Game: Nov. 23/07 at STL

100th NHL Point: Oct. 18/03 at MIN

400th NHL Point: Nov. 24/08 vs DET

100th NHL Goal: Jan. 13/07 at TOR

2008.09 GAME BY GAME

Oct. 9	vs CGY	0-3	0/2	17:00
Oct. 11	@ CGY	2-0	7/2	19:05
Oct. 13	@ WSH	0-0	0/0	18:58
Oct. 16	@ DET	0-0	2/0	17:48
Oct. 17	@ BUF	0-0	2/0	17:12
Oct. 19	@ CHI	0-0	3/0	20:41
Oct. 21	@ CBJ	0-0	5/-2	20:17
Oct. 25	vs EDM	0-1	2/-1	19:05
Oct. 28	vs BOS	0-0	2/-1	20:07
Oct. 30	@ LA	1-1 (W)	5/0	18:27
Oct. 31	@ ANA	0-0	3/0	21:04
Nov. 2	vs DET	0-1	4/1	21:06
Nov. 4	vs NSH	1-1	2/1	17:25
Nov. 6	vs PHX	0-0	3/0	19:56
Nov. 8	vs MIN	1-0	8/1	21:27
Nov. 12	vs COL	0-0	2/0	22:17
Nov. 15	vs TOR	1-0	2/1	18:11
Nov. 17	@ NYI	0-1	3/1	22:16
Nov. 19	@ NYR	1-0	4/1	21:08
Nov. 20	@ MIN	1-0 (W)	5/-1	19:49
Nov. 22	@ PIT	1-2 (W)	2/3	20:05
Nov. 24	vs DET	1-1	5/1	21:36
Nov. 27	vs CGY	1-0	1/0	20:34
Nov. 29	@ CGY	0-0	3/-1	19:13
Dec. 1	@ CBJ	0-1	6/-1	18:02
Dec. 4	@ DET	0-2	4/2	17:41
Dec. 5	@ MIN	0-1	3/-1	20:25
Dec. 7	@ COL	1-0	5/-1	17:50
Dec. 9	@ NSH	0-1	1/0	20:21
Dec. 13	@ EDM	0-0	3/0	15:17
Dec. 14	vs FLA	0-1	1/-1	18:32
Dec. 17	vs EDM	2-1 (W)	4/1	17:52
Dec. 20	@ CHI	1-0	3/-1	17:38
Dec. 22	vs ANA	2-0 (W)	6/2	17:21
Dec. 23	@ SJ	0-0	4/-1	17:32
Dec. 26	vs EDM	0-0	4/0	21:20
Dec. 28	vs OTT	0-2	5/2	17:41
Dec. 30	vs PHI	1-0	7/0	19:00
Jan. 1	@ NSH	0-0	2/1	20:27
Jan. 2	@ ATL	1-2	6/0	19:36
Jan. 4	@ DAL	0-0	2/-1	23:03
Jan. 7	@ EDM	0-1	3/1	17:57
Jan. 9	vs STL	1-1	4/0	15:55
Jan. 10	vs SJ	1-0	7/1	20:12
Jan. 13	vs NJ	0-0	2/-1	19:40
Jan. 15	vs PHX	1-0	5/0	17:11
Jan. 18	vs CBJ	0-1	2/0	21:32
Jan. 20	@ SJ	0-1	4/1	18:41
Jan. 28	vs NSH	0-0	4/-1	19:55
Jan. 31	vs MIN	0-0	0/1	21:51
Feb. 3	vs CAR	0-1	0/-1	17:27
Feb. 7	vs CHI	1-1	2/1	17:23
Feb. 10	@ STL	0-0	2/1	19:45
Feb. 12	@ PHX	0-2	1/1	17:37
Feb. 13	@ DAL	0-0	7/-1	21:18
Feb. 15	vs MTL	1-1	4/2	17:49
Feb. 17	@ CGY	0-1	6/-1	18:21
Feb. 19	@ OTT	1-1	4/2	15:16
Feb. 21	@ TOR	0-1	1/1	18:33
Feb. 24	@ MTL	0-0	3/0	20:24
Feb. 27	vs TB	0-0	3/0	18:47
Mar. 1	vs CBJ	0-1	2/0	17:13
Mar. 3	vs MIN	0-1	3/2	17:43
Mar. 7	vs SJ	0-1	7/0	18:13
Mar. 9	@ LA	0-1	2/2	19:28
Mar. 11	@ ANA	0-1	5/-3	18:29
Mar. 13	vs LA	0-1	2/0	17:31
Mar. 15	vs COL	0-0	2/0	18:45
Mar. 17	vs DAL	1-0	3/0	15:29
Mar. 19	vs STL	0-2	2/2	15:59
Mar. 21	@ PHX	0-0	0/-2	16:55
Mar. 24	@ DAL	1-1	2/0	16:39
Mar. 26	@ STL	0-1	0/1	18:56
Mar. 27	@ COL	1-1 (W)	5/1	16:48
Mar. 29	@ CHI	2-1 (W)	5/3	13:49
Mar. 31	@ MIN	0-1	4/1	18:12
Apr. 2	vs ANA	1-2	7/2	21:48
Apr. 4	@ EDM	0-0	4/-1	17:02
Apr. 5	vs COL	0-0	6/-1	20:05
Apr. 7	vs CGY	0-1	5/0	16:44
Apr. 9	vs LA	0-0	1/0	17:47
Apr. 11	@ COL	0-1	4/1	17:29

#33

HENRIK
SEDIN

CAREER STATS

MOST GOALS IN A GAME **2**

SEVERAL TIMES – LATEST MAR. 24/09 at DAL

MOST ASSISTS IN A GAME **4**

FEB. 6/07 at EDM

MOST POINTS IN A GAME **4**

THREE TIMES – LATEST FEB. 19/09 at OTT: 1-3-4

CAREER HAT TRICKS **0**GAME-WINNING GOALS **17**

LATEST APR. 11/09 at COL

POWER PLAY GOALS **25**

LATEST MAR. 24/09 at DAL

SHORTHANDED GOALS **3**

LATEST MAR. 17/08 vs PHX

OVERTIME POINTS **4-7-11**SHOOTOUT RECORD **0/2**

0 GDG

PENALTY SHOT RECORD **0/1**

LATEST NOV. 27/07 vs ANA



REGULAR SEASON

PLAYOFFS

H. SEDIN vs NHL

SEASON	CLUB	LEA	GP	G	A	PTS	PIM	GP	G	A	PTS	PIM	TEAM	GP	G	A	PTS	PIM
1997-98	MoDo Jr.	Swe-Jr.	26	14	22	36	—	—	—	—	—	—	Anaheim	32	5	14	19	16
	MoDo	Sweden	39	1	4	5	8	7	0	0	0	0	Atlanta	8	4	2	6	4
1998-99	MoDo	Sweden	49	12	22	34	32	13	2	8	10	6	Boston	9	0	4	4	6
1999-00	MoDo	Sweden	50	9	38	47	22	13	5	9	14	2	Buffalo	9	1	2	3	2
2000-01	Vancouver	NHL	82	9	20	29	38	4	0	4	4	0	Calgary	50	9	28	37	32
2001-02	Vancouver	NHL	82	16	20	36	36	6	3	0	3	0	Carolina	7	0	4	4	4
2002-03	Vancouver	NHL	78	8	31	39	38	14	3	2	5	8	Chicago	30	8	17	25	20
2003-04	Vancouver	NHL	76	11	31	42	32	7	2	2	4	2	Colorado	51	10	26	36	24
2004-05	MoDo	Sweden	44	14	22	36	50	6	1	3	4	6	Columbus	31	4	19	23	12
2005-06	Vancouver	NHL	82	18	57	75	56	—	—	—	—	—	Dallas	30	5	13	18	26
	Sweden	Olympics	8	3	1	4	2	—	—	—	—	—	Detroit	32	5	17	22	22
2006-07	Vancouver	NHL	82	10	71	81	66	12	2	2	4	14	Edmonton	51	9	32	41	26
2007-08	Vancouver	NHL	82	15	61	76	56	—	—	—	—	—	Florida	8	2	6	8	10
2008-09	Vancouver	NHL	82	22	60	82	48	10	4	6	10	2	Los Angeles	32	5	16	21	16
VANCOUVER/NHL TOTALS			646	109	351	460	370	53	14	16	30	26	Minnesota	50	6	31	37	26
													Montreal	13	3	7	10	4
													Nashville	30	4	16	20	34
													New Jersey	8	1	5	6	4
													NY Islanders	8	2	6	8	4
													NY Rangers	7	0	5	5	2
													Ottawa	9	3	5	8	4
													Philadelphia	8	1	7	8	2
													Phoenix	32	5	16	21	18
													Pittsburgh	8	2	4	6	6
													St. Louis	32	4	21	25	14
													San Jose	32	8	13	21	16
													Tampa Bay	7	1	4	5	8
													Toronto	14	2	7	9	4
													Washington	8	0	4	4	4
Totals			646	109	351	460	370											

NHL FIRSTS

First Game: Oct. 5/00 at PHI
First Goal: Oct. 16/00 vs TOR
First Assist: Oct. 6/00 at FLA

STREAKS

Goals: 4 games Mar. 26 – Apr. 2/02: 4 goals
Assists: 5 games Four times (latest Jan. 18 – Feb. 3/09: 5 assists)
Points: 7 games Three times (latest Mar. 24 – Apr. 4/09: 5-9-14)

HONOURS

Cyrus McLean award: 2008/09, 2007/08
 Swedish Elite League Co-MVP: 1999

ACQUIRED

Vancouver's second choice, 3rd overall, in the 1999 NHL Entry Draft.

PERSONAL

Henrik, his wife Johanna and son Valter live in Valetown during the season...Spends his summers in his native Sweden, where he enjoys boating and golfing...Likes to play cards and backgammon when on the road...Hawaii is one of his favourite vacation destinations...Enjoys playing soccer during the off-season.

CAREER HIGHLIGHTS

2008.09: Recorded 10 points in 10 playoff games...Recorded 60 assists, ranking eighth in the League...Shared the scoring lead on the Canucks with brother Daniel and ranked tied for 14th in the League for most points...Is the third longest active ironman, having played in 335 consecutive games...Set the franchise record for most points in a single month with 19 (7-12-19) in March, surpassing the record of 16 held by four players...Recorded five points (2-3-5) in three consecutive games, Mar. 31 – Apr. 4/09...Notched nine points (3-6-9) in four consecutive games, Mar. 24-29/09...Registered seven points (1-6-7) in six consecutive games played, Jan. 18 – Feb. 7/09...Played in his 300th consecutive game and moved into ninth place in franchise history for games played (611), Jan 18 vs CBJ...Recorded seven points (3-4-7) in four straight games, Dec. 28/08-Jan. 2/09...Notched four assists in four consecutive games, Dec. 14-22/08...In three straight games, tallied four points (1-3-4), Dec. 1-5/08...Registered seven assists in four straight games, Nov. 17-22/08...Recorded five points (1-4-5) in three consecutive games, Oct. 9-13/08. **2007.08:** Led the team in scoring with 76 points...Ranked 4th in NHL assists (61), and tied for 11th in power play assists (25)...Tallied three assists and was named first star, Mar. 6 vs NSH...Named second star after recording one assist and the game-winning goal in overtime, Feb. 19 at MIN...Notched the game-winning goal and one assist, Feb. 16 vs EDM...Recorded his 20th goal of the season, Jan. 8 vs NYL...Tallied his fourth consecutive goal in as many games, Jan. 3 vs NYR...Collected two goals including the game-winner and was named first star, Dec. 20 vs DAL...Named game's first star after collecting two goals, Dec. 6 at NSH...Named first star after scoring twice, including the game-winner, and adding an assist, Nov. 3 at COL...Named the first star, collecting two goals, including the game-winner, Oct. 13 vs EDM. **2006.07:** Set career highs in points (81), assists (71 – franchise record) and PIMs (66)...Ranked 4th in the league in assists (71) and tied for 5th for power play assists (34)...Collected four points (2-2-4) in 12 playoff games...Netted one power play goal and one assist in Game 7 of Western Conference Quarter-Final; named third star, Apr. 23 vs DAL...Scored the quadruple overtime game-winning goal and had an assist, Apr. 11 vs DAL...Earned his 71st assist of the season on the OT game-winner, Apr. 7 at SJ...Registered three assists, his 63rd of the season, to surpass Andre Boudrias' (62) franchise record for most assists in a single season; named second star, Mar. 25 vs COL...Recorded his 58th assist setting a new career high, Mar. 17 vs DET...Set career high with four assists and named second star, Feb. 6 at EDM. **2005.06:** Set career highs in goals (18), assists (57), points (75) and time on ice with an average of 16:54 per game...Led the team in assists and plus/minus with a plus 11 and was second in team scoring...Named NHL Offensive Player of the Week for his seven point effort (2-5-7) in three games played for the week ending Feb. 5...Accumulated four points, setting a career high for most points in a game, and was named second star, Jan. 31 at PHX...Had a seven-game point streak (3-5-8), Oct. 16-29. **2003.04:** Played 76 games, finishing with a career high 42 points (11-31-42) and 32 penalty minutes...Recorded his 30th assist and 39th point (tying career high for points) of the season, Feb. 28 vs STL. **2002.03:** Finished the season with new career highs in assists and points (8-31-39); playing in 78 games with 38 penalty minutes and a plus/minus of plus 9. **2001.02:** Completed his second career season having played every game...Scored the overtime winning goal in Game 1 of the Canucks vs DET first round playoff series...Set new career highs for goals (16) and points (36)...Had a four-game goal streak, Mar. 26 – Apr. 2...Scored his 4th goal in four games, his 15th of the season, Apr. 3 at LA. **2000.01:** Finished tied for 12th among all rookies with 29 points (9-20-29)...Ranked 4th among NHL rookies with 450 face-offs won...Scored his first NHL goal, added an assist and was named the game's first star, Oct. 16 vs TOR...Recorded his first NHL point, an assist, on the overtime Shorthanded goal, Oct. 6 at FLA.

INTERNATIONAL

Olympics: 2006 (gold) World Championships: 2005, 2001 (bronze), 2000, 1999 (bronze)
 World Cup: 2004 World Junior Championships: 2000, 1999

NHL MILESTONES

100th NHL Game: Nov. 9/01 at CHI **100th NHL Point:** Mar. 25/03 vs DAL
500th NHL Game: Nov. 16/07 vs MIN **400th NHL Point:** Nov. 27/08 vs CGY
100th NHL Goal: Mar. 13/09 vs LA **300th NHL Assist:** Nov. 4/08 vs NSH

2008.09 GAME BY GAME

Oct. 9	vs CGY	1-1 (W)	5/2	17:04
Oct. 11	@ CGY	0-2	0/2	19:16
Oct. 13	@ WSH	0-1	0/0	19:02
Oct. 16	@ DET	0-0	1/0	19:00
Oct. 17	@ BUF	0-1	0/1	16:40
Oct. 19	@ CHI	1-0	4/0	20:46
Oct. 21	@ CBJ	0-0	2/-3	20:17
Oct. 25	vs EDM	0-0	1/-2	20:38
Oct. 28	vs BOS	0-0	2/-1	20:46
Oct. 30	@ LA	0-2	0/0	19:01
Oct. 31	@ ANA	0-0	5/0	21:32
Nov. 2	vs DET	1-0	2/1	21:05
Nov. 4	vs NSH	0-2	3/1	17:40
Nov. 6	vs PHX	0-0	3/0	20:34
Nov. 8	vs MIN	0-2	0/1	21:30
Nov. 12	vs COL	0-0	2/0	22:56
Nov. 15	vs TOR	0-0	0/1	18:02
Nov. 17	@ NYI	0-1	3/1	23:08
Nov. 19	@ NYR	0-1	2/0	22:00
Nov. 20	@ MIN	0-2	0/-1	18:22
Nov. 22	@ PIT	0-3	0/3	20:48
Nov. 24	vs DET	0-0	2/0	21:21
Nov. 27	vs CGY	0-1	1/0	21:41
Nov. 29	@ CGY	0-0	0/-1	20:04
Dec. 1	@ CBJ	0-1	3/-1	17:35
Dec. 4	@ DET	1-1	1/1	16:56
Dec. 5	@ MIN	0-1	2/-1	18:29
Dec. 7	@ COL	0-0	1/-2	19:36
Dec. 9	@ NSH	0-0	1/1	21:35
Dec. 13	@ EDM	0-0	0/-1	21:03
Dec. 14	vs FLA	0-1	0/-1	18:12
Dec. 17	vs EDM	0-1	2/1	19:52
Dec. 20	vs CHI	0-1	2/-1	20:47
Dec. 22	vs ANA	0-1	1/2	21:36
Dec. 23	@ SJ	0-0	1/-1	17:34
Dec. 26	vs EDM	0-0	2/0	23:21
Dec. 28	vs OTT	1-1 (W)	4/3	19:01
Dec. 30	vs PHI	0-1	0/0	20:00
Jan. 1	@ NSH	0-1	3/1	19:31
Jan. 2	@ ATL	2-1	8/1	22:44
Jan. 4	vs DAL	0-0	2/-1	22:05
Jan. 7	@ EDM	0-0	1/1	19:20
Jan. 9	vs STL	0-2	0/0	17:48
Jan. 10	vs SJ	0-2	2/1	21:05
Jan. 13	vs NY	0-0	1/-2	20:39
Jan. 15	vs PHX	0-0	4/0	17:59
Jan. 18	vs CBJ	1-1	1/-1	22:33
Jan. 20	@ SJ	0-1	0/1	17:52
Jan. 28	vs NSH	0-1	0/-1	20:46
Jan. 31	vs MIN	0-1	2/1	23:07
Feb. 3	vs CAR	0-1	1/-1	18:10
Feb. 7	vs CHI	1-0	2/1	19:21
Feb. 10	@ STL	0-0	5/1	20:12
Feb. 12	@ PHX	1-0 (W)	2/0	18:35
Feb. 13	@ DAL	0-0	0/0	22:17
Feb. 15	vs MTL	1-1 (W)	4/2	18:50
Feb. 17	@ CGY	0-0	2/-1	19:20
Feb. 19	@ OTT	1-3	2/2	16:25
Feb. 21	@ TOR	0-2	3/1	20:16
Feb. 24	@ MTL	0-0	2/0	20:03
Feb. 27	vs TB	0-0	4/0	19:52
Mar. 1	vs CBJ	0-1	0/0	20:40
Mar. 3	vs MIN	0-2	2/2	19:41
Mar. 7	vs SJ	0-0	0/1	18:49
Mar. 9	@ LA	0-0	0/0	19:14
Mar. 11	@ ANA	0-0	3/-3	20:13
Mar. 13	vs LA	2-1 (W)	2/1	18:14
Mar. 15	vs COL	0-0	2/0	18:17
Mar. 17	vs DAL	0-1	0/0	16:36
Mar. 19	vs STL	1-1	1/2	16:50
Mar. 21	@ PHX	0-0	2/-2	17:27
Mar. 24	@ DAL	2-1 (W)	5/1	18:35
Mar. 26	@ STL	0-1	1/1	18:47
Mar. 27	@ COL	1-1	2/2	17:40
Mar. 29	@ CHI	0-3	1/3	14:22
Mar. 31	@ MIN	1-0 (W)	1/1	18:49
Apr. 2	vs ANA	1-2	5/3	22:18
Apr. 4	@ EDM	0-1	0/-1	17:44
Apr. 5	vs COL	0-0	0/-1	18:34
Apr. 7	vs CGY	1-0	3/0	17:49
Apr. 9	vs LA	0-0	2/0	18:41
Apr. 11	@ COL	1-0 (W)	2/1	18:52

#42

KYLE WELLWOOD

CAREER STATS

MOST GOALS IN A GAME **3**

DEC. 16/06 vs NYR

MOST ASSISTS IN A GAME **4**

OCT. 5/06 at OTT

MOST POINTS IN A GAME **5**

DEC. 16/06 vs NYR: 3-2-5

CAREER HAT TRICKS **1**

DEC. 16/06 vs NYR

GAME-WINNING GOALS **6**


LATEST DEC. 14/08 vs FLA

POWER PLAY GOALS **25**

LATEST APR. 4/09 at EDM

SHORTHANDED GOALS **0**
OVERTIME POINTS **0-2-2**
SHOOTOUT RECORD **4/15**

1 GDG

PENALTY SHOT RECORD **0/0**


REGULAR SEASON

PLAYOFFS

WELLWOOD vs NHL

SEASON	CLUB	LEA	GP	G	A	PTS	PIM	GP	G	A	PTS	PIM	TEAM	GP	G	A	PTS	PIM
1999.00	Belleville	OHL	65	14	37	51	14	16	3	7	10	6	Anaheim	6	3	0	3	0
2000.01	Belleville	OHL	68	35	83	118	24	10	3	16	19	4	Atlanta	12	2	5	7	0
2001.02	Belleville	OHL	28	16	24	40	4	-	-	-	-	-	Boston	22	1	7	8	0
	Windsor	OHL	26	14	21	35	0	16	12	12	24	0	Buffalo	18	1	7	8	2
2002.03	Windsor	OHL	57	41	59	100	0	7	5	9	14	0	Calgary	6	1	2	3	2
2003.04	Toronto	NHL	1	0	0	0	0	-	-	-	-	-	Carolina	10	0	1	1	0
	St. John's	AHL	76	20	35	55	6	-	-	-	-	-	Chicago	2	0	0	0	2
2004.05	St. John's	AHL	80	38	49	87	20	5	2	2	4	2	Colorado	8	1	0	1	0
2005.06	Toronto	NHL	81	11	34	45	14	-	-	-	-	-	Columbus	6	3	2	5	0
2006.07	Toronto	NHL	48	12	30	42	0	-	-	-	-	-	Dallas	6	1	1	2	0
2007.08	Toronto	NHL	59	8	13	21	0	-	-	-	-	-	Detroit	5	2	1	3	0
2008.09	Vancouver	NHL	74	18	9	27	4	10	1	5	6	0	Edmonton	7	3	1	4	0
													Florida	11	4	5	9	2
													Los Angeles	6	1	1	2	0
													Minnesota	7	0	2	2	0
VANCOUVER TOTALS			74	18	9	27	4	10	1	5	6	0	Montreal	20	8	9	17	2
NHL TOTALS			263	49	86	135	18	10	1	5	6	0	Nashville	5	2	1	3	0
													New Jersey	11	2	2	4	0
													NY Islanders	9	3	8	11	4
													NY Rangers	11	4	4	8	0
													Ottawa	20	2	8	10	0
													Philadelphia	11	1	3	4	0
													Phoenix	5	1	2	3	2
													Pittsburgh	7	0	5	5	0
													St. Louis	4	0	1	1	0
													San Jose	6	0	1	1	0
													Tampa Bay	11	0	4	4	0
													Toronto	2	1	0	1	0
													Vancouver	1	0	0	0	0
													Washington	8	2	3	5	2
													Totals	263	49	86	135	18

NHL FIRSTS

First Game: Jan. 8/04 vs OTT
First Goal: Oct. 11/05 vs PHI
First Assist: Oct. 8/05 vs MTL

STREAKS

Goals: 3 games Twice (Latest Nov. 29-Dec. 4/08: 3 goals)
Assists: 4 games Twice (Latest Dec. 9-16/06: 5 assists)
Points: 5 games Oct. 5-14/06: 1-7-8

HONOURS

Canadian All-Star Team, AHL All-Star Classic: 2003/04
 OHL First All-Star Team: 2000/01
 Canadian Hockey League Third All-Star Team: 2000/01
 Belleville Bulls Rookie of the Year: 1999/00

ACQUIRED

Acquired by Vancouver on waivers from Toronto June 25, 2008. Toronto's 6th choice, 134th overall in the 2001 NHL Entry Draft.

PERSONAL

Kyle was a fan of Alexander Mogilny and Mario Lemieux growing up...Favourite TV show is *The Office*...Favourite movie is *Iron Man*...Favourite hockey memory is playing in the 2002 World Juniors...Favourite hockey city is Boston...Hobbies include reading and cycling...Lists Russell Crowe and Nicole Kidman as his favourite actor and actress.

CAREER HIGHLIGHTS

2008.09: Recorded six points in ten playoff games...Set career highs for goals (18), power play goals (10) and game-winning goals (3) in a single season...Ranked third in the League for best shooting percentage (91%)...In two games, notched two points (1-1-2). Mar.15-17/09...Recorded two points, including a game-winner, in two games, Dec.14-17/08...Tallied four points (3-1-4) in four consecutive games, Nov.27-Dec.04/08...Registered two points (1-1-2) in two games, Nov.19-20/08...Notched three goals in consecutive games, Nov.02-04/08...Scored three points in two games, Oct.21-25/08...Recorded two points (1-1-2) in his second game as a Canuck, Oct.21/08 at CBJ. **2007.08:** Scored the game-winning goal, his 100th career point, Feb. 7 at MTL...Scored two goals, his first tallies of the season, Nov. 13 vs MTL...Skated in his first game of the season and played (17:27) after a 15-game absence, Nov. 6 at OTT. **2006.07:** Finished the season fourth on the team with 30 assists and tied for sixth with 42 points...Collected a career-high four assists, Oct. 5 at OTT...Registered a career-high five-game point-streak (1-7-8) Oct. 5-14...Tallied three assists Nov. 11 vs MTL...Scored a career-high three goals and five total points, Dec. 16 vs NYR...Notched three assists, Mar. 31 vs PIT. **2005.06:** Finished the season ranked tied for ninth among NHL rookies and tied for sixth in team scoring with 45 points (11-34-45)...Ranked second on the team in games played (81)...Recorded a season-high four points (1-3-4), Dec. 19 vs NYL...Had a season-high four-game point-streak (eight assists) April 8-15...Collected three assists, Apr. 11 vs FLA. **2004.05:** Finished the AHL season ranked tied for fourth in goals (38), fourth in points (87), tied for seventh in game-winning goals (8) and tied for eighth in assists (49)...Led St. John's in games played (81-tie), first in goals, first in game-winning goals, second in assists, second in points, second in plus/minus (+11), second in power play goals (11) and third in shots (184)...Scored five goals setting a franchise record for goals in a game by one player, Oct. 30 vs Cleveland. **2003.04:** Ranked first among AHL rookies in assists (35), first in points (55), first in power play points (21-tie), second in power play goals (8) and fourth in power play assists (13)...Scored his first career AHL goal in his first AHL game, Oct. 11 at Manitoba...Named AHL Rookie of the Month for November (2-12-14). **2000.01:** Ranked first in the OHL in assists (83), first in points (118) and first in plus/minus (+47).

INTERNATIONAL

World Junior Championships: 2003 (silver)

NHL MILESTONES

100th NHL Game: Nov. 9/06 at BOS
200th NHL Game: Nov. 12/08 vs COL

100th NHL Point: Feb. 7/08 at MTL

2008.09 GAME BY GAME

Oct. 9	vs CGY	DND	
Oct. 11	@ CGY	DND	
Oct. 13	@ WSH	0-0	1-1 10:54
Oct. 16	@ DET	DND	
Oct. 17	@ BUF	DND	
Oct. 19	@ CHI	MIN	
Oct. 21	@ CBJ	1-1	1/1 12:09
Oct. 25	vs EDM	1-0 (W)	3/0 14:58
Oct. 28	vs BOS	0-0	1/0 14:40
Oct. 30	@ LA	1-0	1/1 15:34
Oct. 31	@ ANA	0-0	0/0 15:58
Nov. 2	vs DET	1-0	2/1 17:34
Nov. 4	vs NSH	2-0 (W)	4/1 12:28
Nov. 6	vs PHX	0-0	2/0 16:47
Nov. 8	vs MIN	0-0	0/0 14:08
Nov. 12	vs COL	0-0	4/0 12:14
Nov. 15	vs TOR	1-0	1/0 12:20
Nov. 17	@ NYI	0-0	0/0 13:25
Nov. 19	@ NYR	1-0	5/1 12:52
Nov. 20	@ MIN	0-1	0/0 13:14
Nov. 22	@ PIT	0-0	0/0 11:13
Nov. 24	vs DET	0-0	0/1 14:34
Nov. 27	vs CGY	0-1	0/0 14:02
Nov. 29	@ CGY	1-0	1/0 14:09
Dec. 1	@ CBJ	1-0	2/0 14:13
Dec. 4	@ DET	1-0	2/0 10:37
Dec. 5	@ MIN	0-0	0/0 14:27
Dec. 7	@ COL	0-0	0/0 13:53
Dec. 9	@ NSH	0-1	0/1 15:01
Dec. 13	@ EDM	0-0	2/0 15:07
Dec. 14	vs FLA	1-0 (W)	2/0 11:31
Dec. 17	vs EDM	0-1	1/0 11:16
Dec. 20	vs CHI	0-0	2/0 14:03
Dec. 22	vs ANA	0-0	0/0 17:22
Dec. 23	@ SJ	0-0	1/0 14:43
Dec. 26	vs EDM	1-0	3/0 13:49
Dec. 28	vs OTT	0-0	1/0 12:01
Dec. 30	vs PHI	0-0	0/1 12:59
Jan. 1	@ NSH	0-0	0/1 13:07
Jan. 2	@ ATL	0-0	1/0 13:36
Jan. 4	vs DAL	1-0	4/1 15:26
Jan. 7	@ EDM	0-0	0/0 15:43
Jan. 9	vs STL	0-0	1/1 11:24
Jan. 10	vs SJ	0-0	2/0 14:36
Jan. 13	vs NYJ	0-0	1/2 14:57
Jan. 15	vs PHX	DND	
Jan. 18	vs CBJ	0-0	0/0 13:19
Jan. 20	@ SJ	0-0	0/0 8:50
Jan. 28	vs NSH	0-0	0/1 9:57
Jan. 31	vs MIN	0-0	1/0 14:00
Feb. 3	vs CAR	0-0	1/0 16:04
Feb. 7	vs CHI	DND	
Feb. 10	@ STL	DND	
Feb. 12	@ PHX	0-1	1/1 15:45
Feb. 13	@ DAL	0-0	6/1 17:13
Feb. 15	vs MTL	0-0	2/0 16:56
Feb. 17	@ CGY	0-0	1/0 14:17
Feb. 19	@ OTT	0-1	1/0 14:03
Feb. 21	@ TOR	0-0	1/0 11:26
Feb. 24	@ MTL	0-0	2/-1 14:11
Feb. 27	vs TB	0-0	0/0 12:36
Mar. 1	vs CBJ	0-0	0/0 10:39
Mar. 3	vs MIN	0-0	0/0 12:58
Mar. 7	vs SJ	0-0	1/0 12:49
Mar. 9	@ LA	0-0	3/1 12:03
Mar. 11	@ ANA	1-0	1/1 12:24
Mar. 13	vs LA	0-0	1/0 14:35
Mar. 15	vs COL	1-0	1/0 11:45
Mar. 17	vs DAL	0-1	0/0 13:03
Mar. 19	vs STL	0-0	2/0 14:10
Mar. 21	@ PHX	0-0	1/-1 15:51
Mar. 24	@ DAL	0-0	1/0 14:50
Mar. 26	@ STL	0-1	3/-1 13:20
Mar. 27	@ COL	0-0	1/0 12:12
Mar. 29	@ CHI	0-0	2/0 15:30
Mar. 31	@ MIN	0-0	0/0 12:40
Apr. 2	vs ANA	1-0	1/0 17:53
Apr. 4	@ EDM	1-0	4/-1 15:25
Apr. 5	vs COL	0-0	1/-1 16:19
Apr. 7	vs CGY	0-0	1/0 12:58
Apr. 9	vs LA	0-0	3/0 14:22
Apr. 11	@ COL	0-0	0/0 14:00

COMPANY DIRECTORY

Home Ice.....	MTS Centre
Address.....	260 Hargrave St.
.....	Winnipeg, MB R3C 5S5
Telephone.....	204.978.7825
Fax.....	204.926.5575
Website.....	www.moosehockey.com
Media Relations Telephone.....	204.926.5570
Media Relations Fax.....	204.926.5575
Ticket Information & Customer Service.....	204.987.7825

EXECUTIVE DIRECTORY

True North Sports & Entertainment Ltd.

Chairman, Governor, AHL.....	Mark Chipman
President & CEO.....	Jim Ludlow
Chief Operating Officer.....	John Olfert
Senior VP & General Manager, MTS Centre.....	Kevin Donnelly
Senior VP & General Manager.....	Craig Heisinger
Senior VP, Sales & Marketing.....	Norva Riddell
VP, People & Patron Services.....	Robert Thorsten

2009.10 SEASON SCHEDULE

Fri. Oct. 2	Houston.....	7:30 PM
Sat. Oct. 3	Houston.....	7:30 PM
Fri. Oct. 9	Chicago.....	7:30 PM
Sat. Oct. 10	Chicago.....	7:30 PM
Tue. Oct. 13	Abbotsford.....	7:30 PM
Wed. Oct. 14	Abbotsford.....	7:30 PM
Fri. Oct. 16	@ Lake Erie.....	6:30 PM
Sat. Oct. 17	@ Lake Erie.....	6:30 PM
Mon. Oct. 19	@ Hamilton.....	6:30 PM
Tue. Oct. 20	@ Hamilton.....	6:30 PM
Fri. Oct. 23	@ Chicago.....	7:30 PM
Sat. Oct. 24	@ Milwaukee.....	7:30 PM
Thu. Oct. 29	Wilkes-Barre.....	7:30 PM
Fri. Oct. 30	Wilkes-Barre.....	7:30 PM
Mon. Nov. 2	Norfolk.....	7:30 PM
Tue. Nov. 3	Norfolk.....	7:30 PM
Thu. Nov. 5	@ Houston.....	7:05 PM
Fri. Nov. 6	@ Texas.....	7:30 PM
Sat. Nov. 7	@ Texas.....	7:00 PM
Fri. Nov. 13	Toronto.....	7:30 PM
Sat. Nov. 14	Toronto.....	7:30 PM
Fri. Nov. 20	Hamilton.....	7:30 PM
Sat. Nov. 21	Hamilton.....	7:30 PM
Wed. Nov. 25	@ Rockford.....	7:05 PM
Fri. Nov. 27	@ Peoria.....	7:00 PM
Sat. Nov. 28	@ Chicago.....	7:00 PM
Tue. Dec. 1	Rochester.....	7:30 PM
Wed. Dec. 2	Rochester.....	7:30 PM
Fri. Dec. 4	@ Peoria.....	7:00 PM
Sat. Dec. 5	@ Milwaukee.....	7:30 PM
Sun. Dec. 6	@ Rockford.....	4:05 PM
Fri. Dec. 11	@ Norfolk.....	6:15 PM
Sat. Dec. 12	@ Norfolk.....	6:15 PM
Fri. Dec. 18	Lake Erie.....	7:30 PM
Sat. Dec. 19	Lake Erie.....	7:30 PM
Sun. Dec. 27	Abbotsford.....	7:30 PM
Mon. Dec. 28	Abbotsford.....	7:30 PM
Thu. Dec. 31	Texas.....	4:00 PM
Sat. Jan. 2	Texas.....	7:30 PM
Fri. Jan. 8	Hershey.....	7:30 PM
Sat. Jan. 9	Hershey.....	7:30 PM

HOCKEY OPERATIONS

Senior VP & Hockey Operations &	
General Manager.....	Craig Heisinger
Director, Corporate Communications	
& Hockey Operations.....	Scott Brown
Communications Coordinator.....	Christina Caliguri
Head Coach.....	Scott Arnel
Assistant Coach.....	Keith McCambridge
Assistant Coach.....	Rick St.Croix
Head Athletic Therapist.....	Robert Milette
Assistant Athletic Therapist.....	TBD
Director, Player Personnel.....	Bruce Southern
Scout.....	Jim Norgate
.....	Doug Shepherd
.....	Bruce Okrainec
.....	Bil Laforge
.....	Steve Dowhy

Tue. Jan. 12	@ Abbotsford.....	9:30 PM
Wed. Jan. 13	@ Abbotsford.....	9:30 PM
Fri. Jan. 15	Milwaukee.....	7:30 PM
Sat. Jan. 16	Milwaukee.....	7:30 PM

ALL-STAR BREAK

Fri. Jan. 22	@ Hershey.....	6:00 PM
Sat. Jan. 23	@ Hershey.....	6:00 PM
Wed. Jan. 27	@ Worcester.....	6:05 PM
Fri. Jan. 29	@ Worcester.....	6:05 PM
Sat. Jan. 30	@ Wilkes-Barre.....	6:05 PM
Sun. Jan. 31	@ Wilkes-Barre.....	2:05 PM
Fri. Feb. 5	San Antonio.....	7:30 PM
Sat. Feb. 6	San Antonio.....	7:30 PM
Fri. Feb. 12	Toronto.....	7:30 PM
Sat. Feb. 13	Toronto.....	7:30 PM
Tue. Feb. 16	@ Rochester.....	6:05 PM
Wed. Feb. 17	@ Toronto.....	6:00 PM
Fri. Feb. 19	@ Rochester.....	6:05 PM
Sat. Feb. 20	@ Toronto.....	3:00 PM
Thu. Feb. 25	@ Houston.....	7:05 PM
Fri. Feb. 26	@ San Antonio.....	7:00 PM
Sat. Feb. 27	@ San Antonio.....	7:00 PM
Tue. Mar. 2	Worcester.....	7:30 PM
Wed. Mar. 3	Worcester.....	7:30 PM
Fri. Mar. 5	@ Grand Rapids.....	6:00 PM
Sat. Mar. 6	@ Grand Rapids.....	6:00 PM
Fri. Mar. 12	Rockford.....	7:30 PM
Sat. Mar. 13	Rockford.....	7:30 PM
Fri. Mar. 19	Grand Rapids.....	7:30 PM
Sun. Mar. 21	Grand Rapids.....	2:00 PM
Tue. Mar. 23	Hamilton.....	7:30 PM
Wed. Mar. 24	Hamilton.....	7:30 PM
Mon. Mar. 29	@ Abbotsford.....	9:30 PM
Tue. Mar. 30	@ Abbotsford.....	9:30 PM
Fri. Apr. 2	@ Toronto.....	6:00 PM
Sat. Apr. 3	@ Toronto.....	3:00 PM
Sun. Apr. 4	@ Hamilton.....	3:00 PM
Tue. Apr. 6	@ Hamilton.....	6:30 PM
Fri. Apr. 9	Peoria.....	7:30 PM
Sat. Apr. 10	Peoria.....	7:30 PM

Please note all times are Central

SCOTT ARNIEL

HEAD COACH

Born: September 17, 1962

Birthplace: Kingston, ON

Residence: Winnipeg, MB

Family: Wife, Lia; Son, Brendan; Daughter, Stephanie

Scott Arniel enters his fourth season as Head Coach of the Moose after guiding the team to their most successful season in franchise history. In 2008.09, the Moose set franchise records for the most wins in the regular season (50) and most road wins (25), while tying the franchise mark for the most home wins in a single season (25). The Moose finished first overall in the American Hockey League for the first time ever with a record of 50-23-1-6 for 107 points. Arniel was subsequently named the winner of the Louis A.R. Pieri Memorial Award as the league's outstanding coach for 2008.09. The Moose continued their success in the Calder Cup Playoffs capturing the North Division title as well as their first-ever Western Conference crown and a berth in the Calder Cup Finals.

In three seasons under Arniel, the Moose have won over 45 games each season and compiled a record of 141-72-8-18 in 240 games, earning two North Division regular season titles (2006.07 & 2008.09). Arniel has an extensive history with the Moose as both a player and coach prior to re-joining the team in 2006. He joined the Moose for their inaugural 1996.97 season in the International Hockey League and spent three seasons with the franchise as a player (1996-99), including the final two as team captain. Upon his retirement in 1999, Arniel remained with the Moose as an assistant coach from 1999-2002. In 2002, Arniel joined the Buffalo Sabres as an assistant coach where he spent four seasons.

The former Cornwall Royal, two-time Memorial Cup Champion and member of the first Canadian Gold Medal World Junior Team was drafted in the second round, 22nd overall, in the 1981 NHL Entry Draft by the Winnipeg Jets. He played in 406 games with the Jets from 1981 to 1986 and 1990.91. Arniel played in 730 NHL games, along with 555 in the IHL and AHL, combining for a total of 1,285 professional games played in his hockey career.



SCOTT ARNIEL

KEITH McCAMBRIDGE

ASSISTANT COACH

Born: February 1, 1974

Birthplace: Thompson, MB

Residence: Winnipeg, MB

Family: Wife, Susan; Daughter, Lauren; Son, Aidan

Keith McCambridge enters his first season behind the Moose bench as Assistant Coach. McCambridge previously worked with the ECHL's Alaska Aces Head Coach since 2007.08. His two-year record as head coach in the regular season was 86-50-8 (.625), including the club's fourth West Division and third National Conference title in five years this past season. His departure ends a seven-year tenure with the Aces, including three years as a playing captain and one as an assistant coach. McCambridge closed out his playing career in 2006, when Alaska defeated Gwinnett in five games to capture the ECHL championship.

In 1999.00 the defenceman played three games with the Manitoba Moose in the IHL. He played 378 games in the AHL earning nine goals, 21 assists, for a total of 30 points and 1057 penalty minutes in the regular season.

A Thompson, Manitoba native, McCambridge and his wife Susan recently moved to Winnipeg with children Lauren and Aidan.



KEITH McCAMBRIDGE

RICK ST. CROIX

ASSISTANT COACH

Born: January 3, 1955

Birthplace: Winnipeg, MB

Residence: Winnipeg, MB

Family: Wife, Michelle; Daughters, Courtney and Richelle; Sons, Chris and Michael

Rick St. Croix, 54, enters his fifth season as Assistant Coach for Manitoba, working primarily with goaltenders.

The Manitoba native previously served as goaltending coach with the Dallas Stars from 1997 to 2000. He also worked as goaltending coach for the Winnipeg Jets during the 1988.89 season.

St. Croix played eight seasons in the NHL with Philadelphia and Toronto. He posted a career record of 49-54-18. Following his playing career, St. Croix opened a series of youth goaltending schools in Manitoba, Ontario and the United States.



RICK ST. CROIX

NOLAN BAUMGARTNER

DEFENCE SHOOTS RIGHT 6'2" 195 LBS CALGARY, AB MAR. 23, 1976



ACQUIRED

Signed as a free agent July 2, 2008.

STATS REGULAR SEASON

SEASON	TEAM	LEA	GP	G	A	PTS	PIM	GP	G	A	PTS	PIM
1995-96	Washington	NHL	1	0	0	0	0	1	0	0	0	10
	Kamloops	WHL	28	13	15	28	45	16	1	9	10	26
1996-97	Portland	AHL	8	2	2	4	4	-	-	-	-	-
1997-98	Washington	NHL	4	0	1	1	0	-	-	-	-	-
	Portland	AHL	70	2	24	26	70	10	1	4	5	10
1998-99	Washington	NHL	5	0	0	0	0	-	-	-	-	-
	Portland	AHL	70	2	24	26	70	-	-	-	-	-
1999-00	Washington	NHL	8	0	1	1	2	-	-	-	-	-
	Portland	AHL	71	5	18	23	56	4	1	2	3	10
2000-01	Chicago	NHL	8	0	0	0	6	-	-	-	-	-
	Norfolk	AHL	63	5	28	33	75	9	2	3	5	11
2001-02	Norfolk	AHL	76	10	24	34	72	4	0	1	1	2
2002-03	Vancouver	NHL	8	1	2	3	4	2	0	0	0	0
	Manitoba	AHL	59	8	31	39	82	1	0	0	0	4
2003-04	Pittsburgh	NHL	5	0	0	0	2	-	-	-	-	-
	Vancouver	NHL	9	0	3	3	2	-	-	-	-	-
2004-05	Manitoba	AHL	78	9	30	39	51	14	0	4	4	10
2005-06	Vancouver	NHL	70	5	29	34	30	-	-	-	-	-
2006-07	Philadelphia	NHL	6	0	1	1	21	-	-	-	-	-
	Philadelphia	AHL	51	6	20	26	46	-	-	-	-	-
	Dallas	NHL	7	0	2	2	0	-	-	-	-	-
2007-08	Iowa	AHL	56	5	13	18	47	-	-	-	-	-
	Manitoba	AHL	18	0	6	6	10	3	0	1	1	4
2008-09	Manitoba	AHL	72	11	22	33	50	22	0	5	5	22
VANCOUVER TOTALS			87	6	34	40	36	2	0	0	0	0
NHL TOTALS			131	6	39	45	67	3	0	0	0	10

PLAYOFFS

MARIO BLIZNAK

CENTRE SHOOTS LEFT 6'0" 192 LBS TRENCIN, SLOVAKIA MAR. 6, 1987



STATS REGULAR SEASON

SEASON	TEAM	LEA	GP	G	A	PTS	PIM	GP	G	A	PTS	PIM
2004-05	Dubnica	SLO	19	0	0	0	14	-	-	-	-	-
2005-06	Vancouver	WHL	69	9	12	21	29	18	4	1	5	14
2006-07	Vancouver	WHL	47	8	14	22	20	22	6	6	12	14
2007-08	Vancouver	WHL	67	19	32	51	36	10	3	5	8	2
2008-09	Manitoba	AHL	64	7	9	16	24	21	3	2	5	8

ACQUIRED

Vancouver's 6th choice, 205th overall in 2005 NHL Entry Draft.

PLAYOFFS

ALEXANDRE BOLDUC

DEFENCE SHOOTS LEFT 6'3" 200 LBS MONTREAL, QC JUN. 26, 1985



STATS REGULAR SEASON

SEASON	TEAM	LEA	GP	G	A	PTS	PIM	GP	G	A	PTS	PIM
2001-02	Rouyn-Noranda	QMJHL	64	6	14	20	69	4	1	1	2	4
2002-03	Rouyn-Noranda	QMJHL	66	14	29	43	131	4	0	2	2	2
2003-04	Rouyn-Noranda	QMJHL	65	23	35	58	115	11	3	4	7	18
2004-05	Rouyn-Noranda	QMJHL	33	7	10	17	46	-	-	-	-	-
	Shawinigan	QMJHL	29	7	11	18	14	3	0	0	0	0
2005-06	Bakersfield	ECHL	24	10	6	16	56	11	4	4	8	28
	Manitoba	AHL	29	3	7	10	35	-	-	-	-	-
2006-07	Bakersfield	ECHL	16	7	17	24	42	6	2	4	6	9
	Manitoba	AHL	32	4	5	9	35	5	0	0	0	8
2007-08	Manitoba	AHL	70	18	19	37	93	6	1	0	1	6
2008-09	Vancouver	NHL	7	0	1	1	4	-	-	-	-	-
	Manitoba	AHL	63	12	21	33	116	13	5	4	9	14
VANCOUVER/NHL Totals			7	0	1	1	4	-	-	-	-	-

PLAYOFFS

ACQUIRED

Signed as a free agent July 2, 2008.

GUILLAUME

DESBIENS

RIGHT WING **SHOOTS LEFT** **6'2"** **205 LBS** **ALMA, QC** **APR. 20, 1985**

STATS REGULAR SEASON

PLAYOFFS

SEASON	TEAM	LEA	GP	G	A	PTS	PIM	GP	G	A	PTS	PIM
2001.02	Rouyn-Noranda	QMJHL	65	14	10	24	115	4	1	1	2	9
2002.03	Rouyn-Noranda	QMJHL	64	15	18	33	233	4	0	0	0	4
2003.04	Rouyn-Noranda	QMJHL	58	20	21	41	199	11	2	2	4	24
2004.05	Rouyn-Noranda	QMJHL	56	27	16	43	206	10	1	4	5	25
2005.06	Chicago	AHL	3	0	0	0	7	-	-	-	-	-
	Gwinnett	ECHL	65	33	27	60	187	17	10	6	16	38
2006.07	Chicago	AHL	54	3	6	9	118	6	0	1	1	2
2007.08	Chicago	AHL	23	2	1	3	30	1	0	1	1	0
	Gwinnett	ECHL	10	2	5	7	46	8	3	6	9	10
2008.09	Manitoba	AHL	78	21	26	47	158	22	4	8	12	18



ACQUIRED

Signed as a free agent July 22, 2009.

THE PLAYERS

TAYLOR

ELLINGTON

DEFENCE **SHOOTS LEFT** **6'0"** **209 LBS** **VICTORIA, BC** **OCT. 31, 1988**

STATS REGULAR SEASON

PLAYOFFS

SEASON	TEAM	LEA	GP	G	A	PTS	PIM	GP	G	A	PTS	PIM
2004.05	Everett	WHL	47	0	0	0	48	8	0	1	1	4
2005.06	Everett	WHL	63	0	7	7	62	15	1	2	3	16
2006.07	Everett	WHL	60	5	8	13	65	6	1	0	1	2
2007.08	Everett	WHL	48	3	11	14	66	4	0	0	0	0
2008.09	Everett	WHL	69	6	26	32	130	5	0	5	5	6
	Manitoba	AHL	1	1	0	1	0	-	-	-	-	-



ACQUIRED

Vancouver's 2nd choice, 33rd overall in 2007 NHL Entry Draft.

MICHAEL

FUNK

DEFENCE **SHOOTS LEFT** **6'4"** **219 LBS** **ABBOTSFORD, BC** **AUG. 15, 1986**

STATS REGULAR SEASON

PLAYOFFS

SEASON	TEAM	LEA	GP	G	A	PTS	PIM	GP	G	A	PTS	PIM
2002.03	Portland	WHL	68	1	15	16	54	7	0	1	1	15
2003.04	Portland	WHL	71	3	25	28	86	5	0	1	1	6
2004.05	Portland	WHL	71	8	22	30	84	7	1	1	2	4
2005.06	Portland	WHL	70	11	36	47	88	5	0	0	0	8
2006.07	Buffalo	NHL	5	0	2	2	0	-	-	-	-	-
	Rochester	AHL	61	2	5	7	57	6	0	1	1	4
2007.08	Buffalo	NHL	4	0	0	0	0	-	-	-	-	-
	Rochester	AHL	58	0	10	10	104	-	-	-	-	-
2008.09	Portland	AHL	13	1	2	3	8	-	-	-	-	-
	NHL Totals		9	0	2	2	0	-	-	-	-	-




ACQUIRED

Signed as a free agent July 22, 2009.

DAN GENDUR

RIGHT WING SHOOTS RIGHT 5'11" 190 LBS VANCOUVER, BC MAY 21, 1987



STATS REGULAR SEASON

SEASON	TEAM	LEA	GP	G	A	PTS	PIM	GP	G	A	PTS	PIM
2003.04	Cowichan Valley	BCHL	17	3	8	11	22	1	0	0	0	0
2004.05	Prince George	WHL	60	2	6	8	75	-	-	-	-	-
2005.06	Prince George	WHL	19	2	1	3	24	-	-	-	-	-
2006.07	Prince George	WHL	13	2	5	7	18	-	-	-	-	-
	Everett	WHL	48	20	22	42	44	12	4	4	8	8
2007.08	Everett	WHL	60	29	55	84	68	4	1	2	3	8
2008.09	Manitoba	AHL	10	1	0	1	2	-	-	-	-	-
	Victoria	ECHL	52	9	29	38	97	2	1	2	3	0

PLAYOFFS

ACQUIRED

Vancouver's seventh round choice, 206th overall in the 2007 NHL Entry Draft.

TANNER GLASS

LEFT WING SHOOTS LEFT 6'0" 210 LBS REGINA, SK NOV. 29, 1983



STATS REGULAR SEASON

SEASON	TEAM	LEA	GP	G	A	PTS	PIM	GP	G	A	PTS	PIM
2003.04	Dartmouth	NCAA	26	4	7	11	18	-	-	-	-	-
2004.05	Dartmouth	NCAA	33	7	8	15	32	-	-	-	-	-
2005.06	Dartmouth	NCAA	33	12	16	28	56	-	-	-	-	-
2006.07	Dartmouth	NCAA	32	8	20	28	92	-	-	-	-	-
	Rochester	AHL	4	0	1	1	5	-	-	-	-	-
2007.08	Florida	NHL	41	1	1	2	39	-	-	-	-	-
	Rochester	AHL	43	6	5	11	84	-	-	-	-	-
2008.09	Florida	NHL	3	0	0	0	7	-	-	-	-	-
	Rochester	AHL	44	4	9	13	100	-	-	-	-	-
NHL Totals			44	1	1	2	46	-	-	-	-	-

PLAYOFFS

ACQUIRED

Signed as a free agent August 5, 2009.

MICHAEL GRABNER

RIGHT WING SHOOTS LEFT 6'1" 180 LBS VILLACH, AUSTRIA OCT. 5, 1987



STATS REGULAR SEASON

SEASON	TEAM	LEA	GP	G	A	PTS	PIM	GP	G	A	PTS	PIM
2003.04	VSV EC	AUST	14	1	1	2	0	4	1	0	1	0
2004.05	Spokane	WHL	58	13	11	24	18	-	-	-	-	-
2005.06	Spokane	WHL	67	36	14	50	28	-	-	-	-	-
2006.07	Spokane	WHL	55	39	16	55	34	6	0	1	1	2
	Manitoba	AHL	2	1	1	2	0	6	0	0	0	0
2007.08	Manitoba	AHL	74	22	22	44	8	6	3	0	3	2
2008.09	Manitoba	AHL	66	30	18	48	20	20	10	7	17	2

PLAYOFFS

ACQUIRED

Vancouver's first round choice, 14th overall in the 2006 NHL Entry Draft.

CODY

HODGSON

CENTRE **SHOOTS RIGHT** **6'0"** **185 LBS** **TORONTO, ON** **FEB. 18, 1990**

STATS REGULAR SEASON

PLAYOFFS

SEASON	TEAM	LEA	GP	G	A	PTS	PIM	GP	G	A	PTS	PIM
2006.07	Brampton	OHL	63	23	23	46	24	4	1	3	4	0
2007.08	Brampton	OHL	68	40	45	85	36	5	5	0	5	2
2008.09	Brampton	OHL	53	43	49	92	33	21	11	20	31	18
	Manitoba	AHL	-	-	-	-	-	11	2	4	6	4

ACQUIRED

Vancouver's first round choice, 10th overall in the 2008 NHL Entry Draft.



THE PLAYERS

KIRIL

KOLTSOV

DEFENCE **SHOOTS LEFT** **5'11"** **176 LBS** **CHELYABINSK, USSR** **FEB. 1, 1983**

STATS REGULAR SEASON

PLAYOFFS

SEASON	TEAM	LEA	GP	G	A	PTS	PIM	GP	G	A	PTS	PIM
1999.00	Omsk Avangard	RUS	2	0	0	0	0	-	-	-	-	-
2000.01	Omsk Avangard	RUS	39	0	1	1	20	-	-	-	-	-
2001.02	Omsk Avangard	RUS	40	1	5	6	32	-	-	-	-	-
2002.03	Omsk Avangard	RUS	45	4	8	12	54	12	1	3	4	8
2003.04	Manitoba	AHL	74	7	25	32	62	-	-	-	-	-
2004.05	Manitoba	AHL	28	3	14	17	42	-	-	-	-	-
	Omsk Avangard	RUS	22	2	2	4	46	10	0	1	1	18
2005.06	Omsk Avangard	RUS	44	9	8	17	100	13	4	5	9	10
2006.07	Omsk Avangard	RUS	51	9	31	40	46	11	3	4	7	14
2007.08	Ufa Salavat	RUS	50	5	17	22	45	12	0	6	6	6
2008.09	Ufa Salavat	KHL	49	5	20	25	81	3	0	0	0	2

ACQUIRED

Vancouver's second round choice, 49th overall in the 2002 NHL Entry Draft.



PIERRE-CEDRIC

LABRIE

LEFT WING **SHOOTS RIGHT** **6'2"** **209 LBS** **BAIE-COMEAU, QC** **DEC. 6, 1986**

STATS REGULAR SEASON

PLAYOFFS

SEASON	TEAM	LEA	GP	G	A	PTS	PIM	GP	G	A	PTS	PIM
2003.04	Coaticook	QJHL	46	13	12	25	96	-	-	-	-	-
	Quebec	QMJHL	1	0	0	0	0	-	-	-	-	-
2004.05	Coaticook	QJHL	15	3	4	7	59	-	-	-	-	-
2005.06	Restigouche Jr.	MJHL	54	43	43	86	153	-	-	-	-	-
	Baie-Comeau	QMJHL	-	-	-	-	-	4	2	2	4	6
2006.07	Baie-Comeau	QMJHL	68	35	28	63	113	11	8	6	14	35
2007.08	Manitoba	AHL	67	7	11	18	108	3	0	0	0	2
2008.09	Manitoba	AHL	63	6	9	15	79	14	0	1	1	37

ACQUIRED

Signed as a free agent, July 3, 2007.



NATHAN

MCIVER

DEFENCE SHOOTS LEFT 6'2" 211 LBS SUMMERSIDE, PEI JAN. 6, 1985



STATS REGULAR SEASON

PLAYOFFS

SEASON	TEAM	LEA	GP	G	A	PTS	PIM	GP	G	A	PTS	PIM
2002.03	Toronto	OHL	68	5	10	15	121	19	0	4	4	41
2003.04	Toronto	OHL	57	4	11	15	183	16	0	1	1	22
2004.05	Toronto	OHL	67	4	22	26	160	3	0	1	1	13
2005.06	Manitoba	AHL	66	1	6	7	155	12	0	0	0	28
2006.07	Vancouver	NHL	1	0	0	0	7	-	-	-	-	-
	Manitoba	AHL	63	1	2	3	139	2	0	0	0	0
2007.08	Vancouver	NHL	17	0	0	0	52	-	-	-	-	-
	Manitoba	AHL	43	3	3	6	108	6	0	1	1	11
2008.09	Anaheim	NHL	18	0	1	1	36	-	-	-	-	-
	Manitoba	AHL	28	0	2	2	59	10	0	0	0	0
NHL Totals			36	0	1	1	95	-	-	-	-	-


ACQUIRED

Signed as a free agent on Sept. 1, 2009.

EVAN

OVERG

DEFENCE SHOOTS LEFT 6'0" 177 LBS FORESTBURG, AB FEB. 16, 1988



STATS REGULAR SEASON

PLAYOFFS

SEASON	TEAM	LEA	GP	G	A	PTS	PIM	GP	G	A	PTS	PIM
2005.06	Camrose	AJHL	44	4	9	13	56	-	-	-	-	-
2006.07	Camrose	AJHL	52	9	14	23	86	-	-	-	-	-
2007.08	Minnesota-Duluth	NCAA	24	1	2	3	10	-	-	-	-	-
2008.09	Minnesota-Duluth	NCAA	43	7	20	27	50	-	-	-	-	-

ACQUIRED

Signed as a free agent, April 7, 2009.

MATT

POPE

FORWARD SHOOTS RIGHT 6'1" 190 LBS LANGLEY, BC AUG. 5, 1984



STATS REGULAR SEASON

PLAYOFFS

SEASON	TEAM	LEA	GP	G	A	PTS	PIM	GP	G	A	PTS	PIM
2003.04	Langley	BCHL	60	27	44	71	92	-	-	-	-	-
2004.05	Bemidji State	NCAA	37	7	7	14	28	-	-	-	-	-
2005.06	Bemidji State	NCAA	37	7	14	21	44	-	-	-	-	-
2006.07	Bemidji State	NCAA	33	5	8	13	14	-	-	-	-	-
2007.08	Bemidji State	NCAA	36	14	9	23	40	-	-	-	-	-
2008.09	Bakersfield	ECHL	54	30	33	63	72	-	-	-	-	-
	Binghamton	AHL	4	2	1	3	4	-	-	-	-	-
	Manitoba	AHL	8	2	3	5	6	12	3	3	6	2

ACQUIRED

Signed as a free agent, July 1, 2009.

CORY

SCHNEIDER

GOALTENDER CATCHES LEFT 6'2" 201 LBS MARBLEHEAD, MA MAR. 18, 1986

STATS

REGULAR SEASON

SEASON	TEAM	LEA	GPI	W	L	T	MIN	GA	SO	GAA	PCT
2004.05	Boston College	NCAA	18	13	1	4	1102	35	1	1.90	.916
2005.06	Boston College	NCAA	39	24	13	2	2362	83	8	2.11	.930
2006.07	Boston College	NCAA	42	29	12	1	2517	90	6	2.15	.925
2007.08	Manitoba	AHL	36	21	12	2	2054	78	3	2.28	.916
2008.09	Vancouver	NHL	8	2	4	1	355	20	0	3.38	.877
	Manitoba	AHL	40	28	10	1	2324	79	5	2.04	.928

PLAYOFFS

SEASON	TEAM	LEA	GPI	W	L	MIN	GA	SO	GAA	PCT
2007.08	Manitoba	AHL	6	1	4	375	12	0	1.92	.938
2008.09	Manitoba	AHL	22	14	7	1315	47	0	2.15	.922

ACQUIRED

Vancouver's first choice, 26th overall in the 2004 NHL Entry Draft.



THE PLAYERS

SERGEI

SHIROKOV

RIGHT WING SHOOTS RIGHT 5'10" 202 LBS MOSCOW, RUSSIA MAR. 10, 1986

STATS REGULAR SEASON

PLAYOFFS

SEASON	TEAM	LEA	GP	G	A	PTS	PIM	GP	G	A	PTS	PIM
2004.05	CSKA Moscow	RUS	8	0	0	0	0	-	-	-	-	-
2005.06	CSKA Moscow	RUS	39	7	6	13	26	4	0	0	0	0
2006.07	CSKA Moscow	RUS	52	16	18	34	36	12	4	7	11	4
2007.08	CSKA Moscow	RUS	57	12	22	34	28	6	0	3	3	4
2008.09	CSKA Moscow	KHL	56	17	24	41	36	8	1	3	4	4

ACQUIRED

Vancouver's sixth round pick, 163rd overall in the 2006 NHL Entry Draft.



KELLAN

TOCHKIN

RIGHT WING SHOOTS RIGHT 5'9" 176 LBS ABBOTSFORD, BC FEB. 15, 1991


STATS REGULAR SEASON

PLAYOFFS

SEASON	TEAM	LEA	GP	G	A	PTS	PIM	GP	G	A	PTS	PIM
2006.07	Everett	WHL	3	0	0	0	2	-	-	-	-	-
2007.08	Langley	BCHL	1	0	1	1	0	-	-	-	-	-
2008.09	Everett	WHL	72	20	54	74	37	2	1	0	1	2

ACQUIRED

Signed as a free agent July 22, 2009



ERIC

WALSKY

FORWARD SHOOTS RIGHT 5'11" 194 LBS ANCHORAGE, AK SEP. 30, 1984



STATS REGULAR SEASON

PLAYOFFS

SEASON	TEAM	LEA	GP	G	A	PTS	PIM	GP	G	A	PTS	PIM
2003.04	River City	USHL	45	9	16	25	16	3	0	0	0	0
2004.05	Alaska	NCAA	16	3	4	7	2	-	-	-	-	-
2005.06	Alaska	NCAA	35	3	12	15	14	-	-	-	-	-
2007.08	Colorado College	NCAA	41	12	8	20	14	-	-	-	-	-
2008.09	Colorado College	NCAA	38	12	24	36	24	-	-	-	-	-
	Manitoba	AHL	5	0	2	2	0	-	-	-	-	-

ACQUIRED

Signed as a free agent March 20, 2009.

PRESENTED BY SAVE-ON-FOODS

CANUCKS FANCLUB

JOIN NOW at canucks.com/fanclub
ONLY \$9.99



RECEIVE AN
**EXCLUSIVE
CANUCKS
HAT!**

RETAIL VALUE \$24.99

PLUS MEMBERS RECEIVE

- Monthly **contests** for tickets & merch
- **Invitation** to a private practice & a chance to meet players
- Select **pre-sales** to concerts & Canucks events



save on foods

Overwaitea Foods

Cooper's Foods

NATURALLY



Campanella



Mats

Coca-Cola

WE ARE ALL CANUCKS



CANUCKS TV PAY-PER-VIEW 12 GAMES, JUST \$139.95 AVAILABLE IN HD FOR \$169.95!

To order call your digital cable or satellite provider today.
Go to canucks.com/canuckstv for details.



PAY-PER-VIEW SCHEDULE

THU. OCT. 29	AT	LOS ANGELES	7:30 PM	SUN. DEC. 27	AT	CALGARY	5:00 PM
SUN. NOV. 01	VS.	COLORADO	7:00 PM	TUE. DEC. 29	AT	PHOENIX	6:00 PM
THU. NOV. 12	AT	DETROIT	4:30 PM	TUE. FEB. 02	AT	MONTREAL	4:30 PM
THU. NOV. 26	VS.	LOS ANGELES	7:00 PM	TUE. FEB. 09	AT	TAMPA BAY	4:30 PM
THU. DEC. 03	AT	PHILADELPHIA	4:00 PM	FRI. FEB. 12	AT	COLUMBUS	4:00 PM
THU. DEC. 10	VS.	ATLANTA	7:00 PM	SUN. APR. 04	VS.	MINNESOTA	7:00 PM

WE ARE ALL CANUCKS™

REVIEW



DEFENCEMEN

PLAYER	POS	HT	WT	HOMETOWN	DATE	2008.09 CLUB	GP	G	A	PTS	PIM
44 Baumgartner, Nolan	D	62"	195	Calgary, AB	Mar. 23, 1976	Manitoba	72	11	22	33	50
3 Bieksa, Kevin	D	60"	206	Grimsby, ON	Jun. 3, 1981	Vancouver	72	11	32	43	97
61 Connaughton, Kevin	D	61"	191	Edmonton, AB	Feb. 23, 1990	Western Michigan	40	7	11	18	44
23 Edler, Alexander	D	63"	215	Ostersund, SWE	Apr. 21, 1986	Vancouver	80	10	27	37	54
5 Ehrhoff, Christian	D	62"	200	Moers, GER	Jul. 6, 1982	San Jose	77	8	34	42	63
52 Ellington, Taylor	D	60"	209	Victoria, BC	Oct. 31, 1988	Everett	69	6	26	32	130
						Manitoba	1	1	0	1	0
43 Funk, Michael	D	64"	219	Abbotsford, BC	Aug. 15, 1986	Portland	13	1	2	3	8
34 Lukowich, Brad	D	61"	200	Cranbrook, BC	Aug. 12, 1976	San Jose	58	0	8	8	12
45 McIver, Nathan	D	62"	211	Summerside, PEI	Jan. 6, 1985	Anaheim	18	0	1	1	36
						Manitoba	28	0	2	2	59
8 Mitchell, Willie	D	63"	208	Port McNeill, BC	Apr. 23, 1977	Vancouver	82	3	20	23	59
32 Nycholat, Lawrence	D	60"	192	Calgary, AB	May 7, 1979	Vancouver	14	0	1	1	6
						Manitoba	3	0	3	3	4
						Colorado	5	0	0	0	0
64 Oberg, Evan	D	62"	177	Forestburg, AB	Feb. 16, 1988	U. of Minnesota	43	7	20	27	50
55 O'Brien, Shane	D	63"	223	Port Hope, ON	Aug. 9, 1983	Vancouver	76	0	10	10	196
67 Ramsey, Travis	D	65"	209	Lakewood, CA	May 16, 1983	Manitoba	7	0	1	1	4
						Victoria	26	0	4	4	45
29 Rome, Aaron	D	61"	215	Brandon, MAN	Sept. 27, 1983	Columbus	8	0	1	1	0
						Syracuse	48	7	21	28	153
6 Salo, Sami	D	63"	204	Turku, FIN	Sept. 2, 1974	Vancouver	60	5	20	25	26
47 Sauve, Yann	D	63"	216	Montreal, QC	Feb. 18, 1980	Saint John	61	5	25	30	64
27 Schneider, Mathieu	D	5'11"	192	New York, NY	Jun. 12, 1969	Atlanta	44	4	11	15	50
						Montreal	23	5	12	17	14
70 Toigo, Nolan	D	61"	180	Delta, BC	Jul. 22, 1989	Surrey	41	5	11	16	60
						Vancouver	2	0	1	1	2

GOALTENDERS

PLAYER	HT	WT	HOMETOWN	DATE	2008.09 CLUB	GPI	W	L	T/OT	MIN	GA	SO	AVG
31 Clark, Morgan	6'1"	160	Highland Village, TX	Feb. 17, 1990	Red Deer	20	4	9	2	957	60	0	3.76
					Swift Current	8	3	2	1	406	28	0	4.13
1 Luongo, Roberto	6'3"	210	Montreal, QC	Apr. 4, 1979	Vancouver	54	33	13	7	3181	124	9	2.34
41 MacHesney, Daren	6'0"	185	Lambeth, ON	Dec. 13, 1986	Hershey	36	19	12	1	1981	107	3	3.24
30 Raycroft, Andrew	6'0"	173	Belleville, ON	May 4, 1980	Colorado	31	12	16	0	1722	90	0	3.14
35 Schneider, Cory	6'2"	201	Marblehead, MA	Mar. 18, 1986	Manitoba	40	28	10	1	2324	79	5	2.04
					Vancouver	8	2	4	1	355	20	0	3.38

FORWARDS

PLAYER	POS	HT	WT	HOMETOWN	DATE	2008.09 CLUB	GP	G	A	PTS	PIM
71 Anthony, Steven	LW	61"	190	Halifax, NS	Mar. 21, 1991	St. John	67	19	29	48	47
18 Bernier, Steve	RW	62"	216	Quebec City, QC	Mar. 31, 1985	Vancouver	81	15	17	32	27
62 Bliznak, Mario	C	60"	192	Trencin, SLOV	Mar. 6, 1987	Manitoba	64	7	9	16	24
49 Bolduc, Alex	C	61"	200	Montreal, QC	Jun. 25, 1985	Manitoba	63	12	21	33	116
						Vancouver	7	0	1	1	4
14 Burrows, Alex	LW	61"	200	Pincourt, QC	Apr. 11, 1981	Vancouver	82	28	23	51	150
72 Collins, Dusty	C	63"	210	Gilbert, AZ	Feb. 28, 1985	Manitoba	34	7	1	8	34
						Manchester	16	4	2	6	15
						Ontario	24	6	8	14	34
38 Demitra, Pavol	RW	60"	198	Dubnika, SVK	Nov. 29, 1974	Vancouver	69	20	33	53	20
57 Desbiens, Guillaume	LW	62"	205	Paspebiac, QC	Apr. 20, 1985	Manitoba	78	21	26	47	158
54 Gendur, Dan	RW	511"	190	Vancouver, BC	May 21, 1987	Manitoba	10	1	0	1	2
						Victoria	52	9	29	38	97
73 Glass, Tanner	LW	60"	210	Craven, Sask.	Nov. 29, 1983	Florida	3	0	0	0	7
						Rochester	44	4	9	13	100
40 Grabner, Michael	RW	61"	180	Villach, AUS	Oct. 5, 1987	Manitoba	66	30	18	48	20
36 Hansen, Jannik	RW	61"	189	Harlev, DEN	Mar. 15, 1986	Manitoba	2	1	0	1	2
						Vancouver	55	6	15	21	37
39 Hodgson, Cody	C	60"	185	Markham, ON	Feb. 18, 1990	Brampton	53	43	49	92	33
24 Hordichuk, Darcy	LW	61"	206	Kamsack, SK	Aug. 10, 1980	Vancouver	73	4	1	5	109
10 Johnson, Ryan	C	61"	199	Thunder Bay, ON	Jun. 14, 1976	Vancouver	62	2	7	9	12
17 Kesler, Ryan	C	62"	202	Livonia, MI	Aug. 31, 1984	Vancouver	82	26	33	59	61
63 Labrie, Pierre-Cedric	LW	62"	209	Baie-Comeau, QC	Dec. 6, 1986	Manitoba	63	6	9	15	79
15 Parrish, Mark	RW	511"	191	Bloomington, MN	Feb. 2, 1977	Dallas	44	8	5	13	18
						Bridgeport	3	1	1	2	2
25 Petrovicky, Ronald	RW	511"	189	Zilina, Slovakia	Feb. 15, 1977	Riga	30	2	3	5	49
56 Pope, Matt	RW	61"	190	Langley, BC	Aug. 5, 1984	Manitoba	8	2	3	5	6
						Binghamton	4	2	1	3	4
						Bakersfield	54	30	33	63	72
53 Rai, Prab	C	511"	178	Surrey, BC	Nov. 22, 1989	Seattle	61	25	40	65	29
21 Raymond, Mason	LW	60"	185	Cochrane, AB	Sept. 17, 1985	Vancouver	72	11	12	23	24
37 Rypien, Rick	C	511"	190	Coleman, AB	May 16, 1984	Vancouver	12	3	0	3	19
26 Samuelsson, Mikael	RW	61"	218	Mariefred, SWE	Dec. 23, 1976	Detroit	81	19	21	40	50
20 Scatchard, Dave	C	63"	217	Hinton, AB	Feb. 20, 1976						
22 Sedin, Daniel	LW	61"	183	Ornskoldsvik, SWE	Sept. 26, 1980	Vancouver	82	31	51	82	36
33 Sedin, Henrik	C	62"	183	Ornskoldsvik, SWE	Sept. 26, 1980	Vancouver	82	22	60	82	48
65 Shirokov, Sergei	LW	510"	202	Moscow, RUS	Mar. 10, 1986	CSKA	56	17	24	41	36
51 Tochkin, Kellan	RW	59"	176	Abbotsford, BC	Feb. 15, 1991	Everett	72	20	54	74	37
50 Walsky, Eric	RW	511"	194	Anchorage, AK	Sept. 30, 1984	Colorado College	38	12	24	36	24
						Manitoba	5	0	2	2	0
42 Wellwood, Kyle	C	510"	181	Windsor, ON	May 16, 1983	Vancouver	74	18	9	27	4

POS	NO	PLAYER	GP	AVG TOI	G	A	PTS	+/-	PIM	PP	SH	GW	S	PCTG
L	22	Daniel Sedin	82	18:47	31	51	82	24	36	9	0	7	285	10.9
C	33	Henrik Sedin	82	19:31	22	60	82	22	48	4	0	8	143	15.4
C	17	Ryan Kesler	82	19:27	26	33	59	8	61	10	2	2	179	14.5
R	38	Pavol Demitra	69	17:28	20	33	53	6	20	4	0	1	143	14.0
L	14	Alex Burrows	82	16:50	28	23	51	23	150	0	4	3	175	16.0
D	3	Kevin Bieksa	72	23:29	11	32	43	-4	97	5	0	2	153	7.2
D	23	Alexander Edler	80	21:07	10	27	37	11	54	5	0	1	145	6.9
R	18	Steve Bernier	81	13:50	15	17	32	4	27	2	0	4	137	10.9
C	13	Mats Sundin	41	16:50	9	19	28	-5	28	5	0	2	84	10.7
C	42	Kyle Wellwood	74	13:47	18	9	27	2	4	10	0	3	94	19.1
D	2	Mattias Ohlund	82	21:34	6	19	25	14	105	3	0	1	131	4.6
D	6	Sami Salo	60	20:10	5	20	25	5	26	5	0	2	110	4.5
L	21	Mason Raymond	72	13:42	11	12	23	2	24	4	0	0	145	7.6
D	8	Willie Mitchell	82	22:54	3	20	23	29	59	0	0	1	88	3.4
R	36	*Jannik Hansen	55	12:30	6	15	21	5	37	0	0	1	64	9.4
L	9	Taylor Pyatt	69	14:42	10	9	19	E	43	0	0	1	99	10.1
D	55	Shane O'Brien	76	14:55	0	10	10	6	196	0	0	0	39	0.0
C	10	Ryan Johnson	62	11:01	2	7	9	1	12	0	0	1	22	9.1
L	24	Darcy Hordichuk	73	5:31	4	1	5	1	109	0	0	0	26	15.4
R	29	Jason Jaffray	14	9:03	2	2	4	-2	14	0	0	2	11	18.2
C	37	*Rick Rypien	12	9:19	3	0	3	-3	19	0	1	0	16	18.8
D	4	Rob Davison	23	10:05	0	2	2	-4	51	0	0	0	15	0.0
C	27	Jason Krog	4	10:14	1	0	1	E	2	1	0	0	5	20.0
D	5	Ossi Vaananen	3	9:28	0	1	1	1	0	0	0	0	2	0.0
C	49	*Alexandre Bolduc	7	7:20	0	1	1	1	4	0	0	0	7	0.0
R	13	Mike Brown	20	5:29	0	1	1	-5	85	0	0	0	6	0.0
D	32	Lawrence Nycholat	14	9:41	0	1	1	3	6	0	0	0	8	0.0
R	25	Michel Ouellet	3	9:38	0	0	0	1	0	0	0	0	3	0.0

GOALTENDING

NO	GOALTENDER	GPI	MINS	AVG	W	L	OT	SO	GA	SA	SV%	G	A	PIM
1	Roberto Luongo	54	3,181:05	2.34	33	13	7	9	124	1542	.920	0	1	4
41	Curtis Sanford	19	972:35	2.59	7	8	0	1	42	448	.906	0	0	2
30	Jason LaBarbera	9	451:07	2.66	3	2	2	0	20	235	.915	0	0	0
35	Cory Schneider	8	355:24	3.38	2	4	1	0	20	162	.877	0	0	0

*Indicates rookie year

Scoring summary includes Vancouver totals only

PLAYER	HOME						ROAD						OVERALL					
	GP	G	A	PTS	+/-	PIM	GP	G	A	PTS	+/-	PIM	GP	G	A	PTS	+/-	PIM
Steve Bernier	40	7	9	16	E	17	41	8	8	16	4	10	81	15	17	32	4	27
Kevin Bieksa	39	4	18	22	-5	41	33	7	14	21	1	56	72	11	32	43	-4	97
Alexandre Bolduc	2	0	1	1	1	0	5	0	0	0	E	4	7	0	1	1	1	4
Mike Brown	13	0	1	1	-3	85	7	0	0	0	-2	60	20	0	1	1	-5	145
Alex Burrows	41	12	10	22	15	50	41	16	13	29	8	100	82	28	23	51	23	150
Rob Davison	12	0	2	2	-4	27	11	0	0	0	E	24	23	0	2	2	-4	51
Pavol Demitra	32	6	18	24	9	8	37	14	15	29	-3	12	69	20	33	53	6	20
Alexander Edler	40	7	14	21	6	20	40	3	13	16	5	34	80	10	27	37	11	54
Jannik Hansen	25	4	6	10	4	20	30	2	9	11	1	17	55	6	15	21	5	37
Darcy Hordichuk	40	3	0	3	2	48	33	1	1	2	-1	61	73	4	1	5	1	109
Jason Jaffray	4	0	1	1	E	4	10	2	1	3	-2	10	14	2	2	4	-2	14
Ryan Johnson	32	1	4	5	2	6	30	1	3	4	-1	6	62	2	7	9	1	12
Ryan Kesler	41	15	23	38	13	29	41	11	10	21	-5	32	82	26	33	59	8	61
Jason Krog	3	1	0	1	E	0	1	0	0	0	E	2	4	1	0	1	E	2
Willie Mitchell	41	3	8	11	19	22	41	0	12	12	10	37	82	3	20	23	29	59
Lawrence Nycholat	7	0	1	1	3	2	7	0	0	0	0	4	14	0	1	1	3	6
Shane O'Brien	38	0	4	4	11	63	38	0	6	6	-5	133	76	0	10	10	6	196
Mattias Ohlund	41	3	11	14	11	52	41	3	8	11	3	53	82	6	19	25	14	105
Michel Ouellet	3	0	0	0	1	0	0	0	0	0	E	0	3	0	0	0	1	0
Taylor Pyatt	33	4	5	9	-2	8	36	6	4	10	2	35	69	10	9	19	E	43
Mason Raymond	36	7	7	14	1	10	36	4	5	9	1	14	72	11	12	23	2	24
Rick Rypien	5	2	0	2	E	9	7	1	0	1	-3	10	12	3	0	3	-3	19
Sami Salo	28	4	7	11	8	14	32	1	13	14	-3	12	60	5	20	25	5	26
Daniel Sedin	41	18	25	43	14	16	41	13	26	39	10	20	82	31	51	82	24	36
Henrik Sedin	41	11	29	40	14	14	41	11	31	42	8	34	82	22	60	82	22	48
Mats Sundin	22	7	11	18	-3	16	19	2	8	10	-2	12	41	9	19	28	-5	28
Ossi Vaananen	0	0	0	0	0	0	3	0	1	1	1	0	3	0	1	1	1	0
Kyle Wellwood	38	10	3	13	-2	0	36	8	6	14	4	4	74	18	9	27	2	4

Scoring summary includes Vancouver totals only

2008.09 SPECIAL TEAMS SCORING

POWER PLAY	G	A	PTS
Henrik Sedin	4	22	26
Kevin Bieksa	5	20	25
Daniel Sedin	9	15	24
Alexander Edler	5	16	21
Ryan Kesler	10	8	18
Pavol Demitra	4	12	16
Sami Salo	5	9	14
Mats Sundin	5	9	14
Kyle Wellwood	10	3	13
Mason Raymond	4	6	10
Mattias Ohlund	3	5	8
Steve Bernier	2	5	7
Jason Krog	1	0	1
Taylor Pyatt	0	1	1

SHORTHANDED	G	A	PTS
Alex Burrows	4	1	5
Ryan Kesler	2	2	4
Kevin Bieksa	0	2	2
Ossi Vaananen	0	2	2
Rick Rypien	1	0	1
Jannik Hansen	0	1	1
Mattias Ohlund	0	1	1

2008.09 VANCOUVER CANUCKS FINAL TEAM NOTES

Overall record	45-27-10
Home record	24-12-5
Road record	21-15-5
Last 5 games	3-2-0
Last 10 games	6-3-1
Overtime record (this season)	8-10
Overtime record (all-time)	108-97-219
1-goal game record	17-19
2-goal game record	15-10
3-goal game record	13-8
Scoring first	33-8-6
Opponent scoring first	12-19-4
Leading after 1 period	25-5-4
Trailing after 1 period	9-18-2
Tied after 1 period	11-4-4
Leading after 2 periods	30-0-3
Trailing after 2 periods	5-21-2
Tied after 2 periods	10-6-5
Outshooting opponents	21-12-4
Outshot by opponent	20-13-6
Even shots	4-2-0
vs Western Conference	35-21-8
vs Central	10-9-1
vs Pacific	10-6-4
vs Northwest	15-6-3
vs Eastern Conference	10-6-2
vs Northeast	5-3-0
vs Atlantic	2-2-1
vs Southeast	3-1-1

Power Play	G	ATT	PCT
Overall	67	357	18.8 (T-16th NHL)
Home	39	193	20.2 (11th NHL)
Road	28	164	17.1 (T-19th NHL)
5 SHORTHANDED GOALS ALLOWED (T-6th NHL)			

Penalty Killing	G	TSH	PCT
Overall	69	371	81.4 (16th NHL)
Home	32	167	80.8 (17th NHL)
Road	37	204	81.9 (T-9th NHL)
7 SHORTHANDED GOALS SCORED (T-16th NHL)			

Penalties	GP	MIN	AVG
82	1351	16.5/game	(28th NHL)

SITUATIONAL GOALS FOR & AGAINST

	For	Against
5 on 5	153	126
5 on 4	55	5
5 on 3	9	0
4 on 4	7	5
4 on 3	3	0
3 on 3	0	1
3 on 4	0	3
3 on 5	0	6
4 on 5	7	59
Empty net	8	7
Penalty shot	1	1
Totals	243	213

INDIVIDUAL LEADERS

Points	D. Sedin (82)	H. Sedin (82)	Kesler (59)
Goals	D. Sedin (31)	Burrows (28)	Kesler (26)
Assists	H. Sedin (60)	D. Sedin (51)	Demitra (33)
PPG	Wellwood (10)	Kesler (10)	D. Sedin (9)
SHG	Burrows (4)	Kesler (2)	Rypien (1)
GWG	H. Sedin (8)	D. Sedin (7)	Bernier (4)
3+ goals	—		
PIM	O'Brien (196)	Burrows (150)	Hordichuk (109)
Shots	D. Sedin (285)	Kesler (179)	Burrows (175)
Plus/Minus	Mitchell (+29)	D. Sedin (+24)	Burrows (+23)

GOALTENDERS

	GPI	MIN	GA	AVG	W	L	OT
LaBarbera	9	451	20	2.66	3	2	2
Luongo	54	3181	124	2.34	33	13	7
Sanford	19	973	42	2.59	7	8	0
Schneider	8	355	20	3.38	2	4	1

MONTH BY MONTH RECORD

	W-L-O	POINTS
October	6-5-0	12
November	8-3-2	18
December	6-7-1	13
January	2-5-5	9
February	9-2-0	18
March	11-3-1	23
April	3-2-1	7
Totals	45-27-10	100

Goals By Period	1	2	3	OT	T	Avg
CANUCKS	70	84	84	5	243	3.0/game
Opponents	65	79	66	3	213	2.6/game

Shots By Period	1	2	3	OT	T	Avg
CANUCKS	731	825	744	35	2335	28.5/game
Opponents	764	821	761	46	2392	29.2/game

#	DATE	OPP	RES	SCORE	W	L	O	SF	SA	SCORER	WIN	LOSS/OT	ATTENDANCE	
1	Oct. 9	H	CGY	W	6-0	1	0	0	23	25	H. Sedin	Luongo	Kiprusoff	18,630
2	Oct. 11	A	CGY	W (OT)	5-4	2	0	0	34	29	Demitra	Luongo	Kiprusoff (OT)	19,289
3	Oct. 13	A	WSH	L	1-5	2	1	0	10	35	Green	Johnson	Luongo	16,847
4	Oct. 16	A	DET	W (OT)	4-3	3	1	0	29	35	Burrows	Luongo	Osgood (OT)	19,011
5	Oct. 17	A	BUF	L	2-5	3	2	0	25	31	Kotalik	Miller	Sanford	18,449
6	Oct. 19	A	CHI	L	2-4	3	3	0	30	26	Kane	Huet	Luongo	21,193
7	Oct. 21	A	CBJ	L	2-4	3	4	0	25	32	Dorsett	Leclaire	Luongo	12,057
8	Oct. 25	H	EDM	W	6-3	4	4	0	30	28	Wellwood	Luongo	Garon	18,630
9	Oct. 28	H	BOS	L	0-1	4	5	0	31	30	Ryder	Thomas	Luongo	18,630
10	Oct. 30	A	LA	W	4-0	5	5	0	18	28	D. Sedin	Luongo	LaBarbera	13,652
11	Oct. 31	A	ANA	W (SO)	7-6	6	5	0	29	37	Ohlund (GDG)	Luongo	Hiller (OT)	16,704
12	Nov. 2	H	DET	L	2-3	6	6	0	27	23	Zetterberg	Osgood	Luongo	18,630
13	Nov. 4	H	NSH	W	4-0	7	6	0	39	24	Wellwood	Luongo	Ellis	18,630
14	Nov. 6	H	PHX	W	1-0	8	6	0	32	28	Bieksa	Luongo	Bryzgalov	18,630
15	Nov. 8	H	MIN	W	2-0	9	6	0	29	29	Salo	Luongo	Backstrom	18,630
16	Nov. 12	H	COL	O (SO)	1-2	9	6	1	32	34	Svatos (GDG)	Budaj	Luongo (OT)	18,630
17	Nov. 15	H	TOR	W	4-2	10	6	1	15	30	Mitchell	Luongo	Toskala	18,630
18	Nov. 17	A	NYI	O (SO)	1-2	10	6	2	32	35	Nielsen (GDG)	MacDonald	Luongo (OT)	11,299
19	Nov. 9	A	NYR	W	6-3	11	6	2	33	42	Johnson	Luongo	Lundqvist	18,200
20	Nov. 20	A	MIN	W	3-2	12	6	2	27	30	D. Sedin	Sanford	Backstrom	18,568
21	Nov. 22	A	PIT	W	3-1	13	6	2	19	19	D. Sedin	Sanford	Sabourin	17,040
22	Nov. 24	H	DET	W (OT)	3-2	14	6	2	24	34	Salo	Sanford	Osgood (OT)	18,630
23	Nov. 27	H	CGY	L	3-4	14	7	2	30	33	Glencross	Kiprusoff	Sanford	18,630
24	Nov. 29	A	CGY	L	1-3	14	8	2	18	31	Moss	Kiprusoff	Schneider	19,289
25	Dec. 1	A	CBJ	L	2-3	14	9	2	32	29	Huselius	Mason	Schneider	13,299
26	Dec. 4	A	DET	L	5-6	14	10	2	25	38	Cleary	Osgood	Sanford	19,116
27	Dec. 5	A	MIN	W	2-1	15	10	2	31	17	Jaffray	Schneider	Backstrom	18,568
28	Dec. 7	A	COL	O (SO)	4-5	15	10	3	38	35	Svatos (GDG)	Budaj	Schneider (OT)	13,411
29	Dec. 9	A	NSH	W	3-1	16	10	3	28	21	Edler	Sanford	Ellis	12,441
30	Dec. 13	A	EDM	L	0-3	16	11	3	23	29	Penner	Roloson	Sanford	16,839
31	Dec. 14	H	FLA	W	5-3	17	11	3	30	21	Wellwood	Schneider	Anderson	18,630
32	Dec. 17	H	EDM	W	4-2	18	11	3	28	24	D. Sedin	Sanford	Roloson	18,630
33	Dec. 20	H	CHI	L	1-3	18	12	3	31	34	Sharp	Huet	Sanford	18,630
34	Dec. 22	H	ANA	W	4-3	19	12	3	26	27	D. Sedin	Sanford	Hiller	18,630
35	Dec. 23	A	SJ	L	0-5	19	13	3	33	31	Blake	Nabokov	Schneider	17,496
36	Dec. 26	H	EDM	L	2-3	19	14	3	28	23	Souray	Roloson	Sanford	18,630
37	Dec. 28	H	OTT	W	3-0	20	14	3	32	18	H. Sedin	Sanford	Gerber	18,630
38	Dec. 30	H	PHI	L	2-3	20	15	3	31	29	Kalinski	Biron	Schneider	18,630
39	Jan. 1	A	NSH	W	2-1	21	15	3	32	32	Jaffray	LaBarbera	Rinne	16,502
40	Jan. 2	A	ATL	O (SO)	3-4	21	15	4	38	37	Christensen (GDG)	Lehtonen	LaBarbera (OT)	14,902
41	Jan. 4	H	DAL	O (SO)	2-3	21	15	5	35	36	Neal (GDG)	Turco	LaBarbera (OT)	18,630

#	DATE	OPP	RES	SCORE	W	L	O	SF	SA	SCORER	WIN	LOSS/OT	ATTENDANCE
42	Jan. 7	A EDM	W	4-2	22	15	5	22	25	Bernier	LaBarbera	Roloson	16,839
43	Jan. 9	H STL	L	4-6	22	16	5	22	36	Boyes	Legace	LaBarbera	18,630
44	Jan. 10	H SJ	L	2-4	22	17	5	26	27	Marleau	Boucher	Sanford	18,630
45	Jan. 13	H NJ	L	3-5	22	18	5	29	28	Zajac	Clemmensen	Sanford	18,630
46	Jan. 15	H PHX	L	1-4	22	19	5	32	32	Lindstrom	Bryzgalov	Luongo	18,630
47	Jan. 18	H CBJ	O (SO)	5-6	22	19	6	30	28	Williams (GDG)	Mason	Luongo (OT)	18,630
48	Jan. 20	A SJ	O (OT)	1-2	22	19	7	14	29	Marleau	Nabokov	Luongo (OT)	17,496
49	Jan. 28	H NSH	L	3-5	22	20	7	27	38	Dumont	Rinne	Luongo	18,630
50	Jan. 31	H MIN	O (OT)	3-4	22	20	8	40	27	Bergeron	Backstrom	Luongo (OT)	18,630
51	Feb. 3	H CAR	W	4-3	23	20	8	24	27	Burrows	Luongo	Ward	18,630
52	Feb. 7	H CHI	W	7-3	24	20	8	26	39	Bernier	Luongo	Khabibulin	18,630
53	Feb. 10	A STL	W	6-4	25	20	8	30	28	Hansen	Luongo	Mason	16,431
54	Feb. 12	A PHX	W	4-3	26	20	8	32	28	H. Sedin	Luongo	Bryzgalov	14,872
55	Feb. 13	A DAL	L	1-2	26	21	8	33	30	Lundqvist	Turco	LaBarbera	18,532
56	Feb. 15	H MTL	W	4-2	27	21	8	34	27	H. Sedin	Luongo	Halak	18,630
57	Feb. 17	A CGY	W (SO)	4-3	28	21	8	43	41	Demitra (GDG)	Luongo	Kiprusoff (OT)	19,289
58	Feb. 19	A OTT	W	5-2	29	21	8	24	27	Biekse	Luongo	Elliott	19,716
59	Feb. 21	A TOR	W (SO)	3-2	30	21	8	37	38	Sundin (GDG)	Luongo	Toskala (OT)	19,504
60	Feb. 24	A MTL	L	0-3	30	22	8	34	17	Plekanec	Halak	Luongo	21,273
61	Feb. 27	H TB	W	2-1	31	22	8	25	21	Bernier	Luongo	Ramo	18,630
62	Mar. 1	H CBJ	W	3-1	32	22	8	30	20	Kesler	Luongo	Mason	18,630
63	Mar. 3	H MIN	W	4-2	33	22	8	32	19	Bernier	Luongo	Backstrom	18,630
64	Mar. 7	H SJ	W	3-1	34	22	8	29	29	Sundin	Luongo	Boucher	18,630
65	Mar. 9	A LA	L	2-3	34	23	8	22	22	Stoll	Quick	Luongo	16,995
66	Mar. 11	A ANA	O (OT)	3-4	34	23	9	35	41	S. Niedermayer	Hiller	Luongo (OT)	16,967
67	Mar. 13	H LA	W	4-2	35	23	9	32	26	H. Sedin	Luongo	Quick	18,630
68	Mar. 15	H COL	W	4-2	36	23	9	23	20	Pyatt	Luongo	Raycroft	18,630
69	Mar. 17	H DAL	W	4-2	37	23	9	25	26	Sundin	Luongo	Turco	18,630
70	Mar. 19	H STL	W	3-0	38	23	9	21	30	Burrows	Luongo	Mason	18,630
71	Mar. 21	A PHX	L	1-5	38	24	9	36	33	Doan	Bryzgalov	Luongo	17,125
72	Mar. 24	A DAL	W	5-2	39	24	9	22	37	H. Sedin	Luongo	Turco	17,276
73	Mar. 26	A STL	L	2-4	39	25	9	23	32	Perron	Mason	Luongo	19,250
74	Mar. 27	A COL	W	4-1	40	25	9	34	23	H. Sedin	LaBarbera	Raycroft	16,177
75	Mar. 29	A CHI	W	4-0	41	25	9	23	26	D. Sedin	Luongo	Khabibulin	21,673
76	Mar. 31	A MIN	W (OT)	2-1	42	25	9	19	34	H. Sedin	Luongo	Backstrom (OT)	18,568
77	Apr. 2	H ANA	O (SO)	5-6	42	25	10	30	32	Perry (GDG)	Hiller	Luongo (OT)	18,630
78	Apr. 4	A EDM	L	3-5	42	26	10	46	25	Souray	Roloson	Luongo	16,839
79	Apr. 5	H COL	L	1-4	42	27	10	21	26	Guite	Budaj	Luongo	18,630
80	Apr. 7	H CGY	W	4-1	43	27	10	25	47	Ohlund	Luongo	Kiprusoff	18,630
81	Apr. 9	H LA	W	1-0	44	27	10	28	20	Kesler	Luongo	Quick	18,630
82	Apr. 11	A COL	W (OT)	1-0	45	27	10	33	22	H. Sedin	Luongo	Budaj (OT)	13,397

OVERALL RECORD: 45-27-10

HOME RECORD: 24-12-5

ROAD RECORD: 21-15-5

HOME ATTENDANCE

TOTAL: 763,830

AVERAGE: 18,630 (41 SELLOUTS)

OPPONENTS



WESTERN CONFERENCE

CANUCKS ALL-TIME RECORD VS WESTERN CONFERENCE OPPONENTS

OPP	HOME						ROAD						OVERALL								
	GP	W	L	T/OT	GF	GA	PTS	GP	W	L	T/OT	GF	GA	PTS	GP	W	L	T/OT	GF	GA	PTS
ANA	34	19	12	3	110	83	41	33	15	10	8	97	89	38	67	34	22	11	207	172	79
CGY	114	45	49	20	390	369	110	113	34	64	15	322	431	83	227	79	113	35	712	800	193
CHI	80	41	24	15	241	225	97	79	23	47	9	187	284	55	159	64	71	24	428	509	152
COL	62	24	27	11	197	227	59	62	22	29	11	169	205	55	124	46	56	22	366	432	114
CBJ	16	11	2	3	61	41	25	16	7	6	3	52	41	17	32	18	8	6	113	82	42
DAL	79	36	31	12	273	234	84	79	24	41	14	228	279	62	158	60	72	26	501	513	146
DET	73	33	30	10	259	231	76	74	21	43	10	213	297	52	147	54	73	20	472	528	128
EDM	97	40	42	15	341	361	95	96	32	52	12	302	393	76	193	72	94	27	643	754	171
LA	105	54	33	18	391	322	126	107	36	54	17	331	411	89	212	90	87	35	722	733	215
MIN	25	12	5	8	67	61	32	26	12	11	3	61	68	27	51	24	16	11	128	129	59
NSH	20	13	5	2	71	47	28	21	12	8	1	57	58	25	41	25	13	3	128	105	53
PHX	80	49	20	11	295	219	109	77	30	36	11	264	278	71	157	79	56	22	559	497	180
STL	80	35	36	9	237	252	79	79	24	46	9	222	292	57	159	59	82	18	459	544	136
SJ	40	21	14	5	137	110	47	42	19	17	6	122	123	44	82	40	31	11	259	233	91



CANUCKS ALL-TIME RECORD VS EASTERN CONFERENCE OPPONENTS

OPP	HOME						ROAD						OVERALL								
	GP	W	L	T/OT	GF	GA	PTS	GP	W	L	T/OT	GF	GA	PTS	GP	W	L	T/OT	GF	GA	PTS
ATL	4	2	1	1	13	7	5	5	3	1	1	17	15	7	9	5	2	2	30	22	12
BOS	53	17	27	9	171	212	43	53	7	38	8	124	219	22	106	24	65	17	295	431	65
BUF	53	26	16	11	197	163	63	54	18	27	9	157	194	45	107	44	43	20	354	357	108
CAR	32	16	10	6	113	87	38	30	12	13	5	101	97	29	62	28	23	11	214	184	67
FLA	11	5	1	5	33	25	15	9	4	3	2	30	24	10	20	9	4	7	63	49	25
MTL	57	16	33	8	156	206	40	55	11	39	5	139	247	27	112	27	72	13	295	453	67
NJ	49	28	10	11	183	135	67	50	23	21	6	159	154	52	99	51	31	17	342	289	119
NYI	48	24	21	3	157	155	51	49	12	25	12	138	176	36	97	36	46	15	295	331	87
NYR	52	16	33	3	166	204	35	56	13	38	5	148	242	31	108	29	71	8	314	446	66
OTT	13	7	5	1	38	28	15	12	6	5	1	31	27	13	25	13	10	2	69	55	28
PHI	53	10	30	13	148	214	33	55	17	36	2	164	238	36	108	27	66	15	312	452	69
PIT	51	23	23	5	181	188	51	52	12	33	7	178	230	31	103	35	56	12	359	418	82
TB	11	9	0	2	47	19	20	10	6	4	0	40	35	12	21	15	4	2	87	54	32
TOR	66	31	22	13	233	221	75	62	23	28	11	203	222	57	128	54	50	24	436	443	132
WSH	40	19	15	6	138	125	44	42	15	22	5	124	139	35	82	34	37	11	262	264	79



2008.09 SEASON SUMMARY 2 WINS

AT VANCOUVER

Apr. 2/09	Canucks 5	Ducks 6 (SO)
Dec. 22/08	Canucks 4	Ducks 3

AT ANAHEIM

Mar. 11/09	Canucks 3	Ducks 4 (OT)
Oct. 31/08	Canucks 7	Ducks 6 (SO)

GOALS BY PERIOD	1st	2nd	3rd	OT	TOTAL
CANUCKS	5	10	3	0	18
DUCKS	6	8	3	1	18

CANUCKS

Power Play: 5-22	22.7%	Penalty Killing: 15-21	71.4%
------------------	-------	------------------------	-------

CANUCKS	GP	G	A	P	+/-	PIM	PP	SH
Daniel Sedin	4	3	3	6	1	2	1	0
Alex Burrows	4	3	2	5	4	22	0	1
Steve Bernier	4	2	3	5	-1	0	1	0
Kevin Bieksa	4	1	4	5	E	4	0	0
Ryan Kesler	4	4	0	4	2	5	1	0
Henrik Sedin	4	1	3	4	2	4	0	0
Mason Raymond	3	1	2	3	-1	2	1	0
Pavol Demitra	3	0	3	3	1	2	0	0
Kyle Wellwood	4	2	0	2	1	0	0	0
Mattias Ohlund	4	1	1	2	-1	8	1	0
Taylor Pyatt	4	0	2	2	-2	2	0	0
Sami Salo	3	0	2	2	E	4	0	0
Jannik Hansen	2	0	2	2	3	2	0	0
Willie Mitchell	4	0	1	1	E	2	0	0
Shane O'Brien	4	0	1	1	1	7	0	0
Mats Sundin	2	0	1	1	-1	0	0	0
Rob Davison	1	0	1	1	2	0	0	0
Alexander Edler	4	0	0	0	E	0	0	0
Darcy Hordichuk	4	0	0	0	-2	12	0	0
Ryan Johnson	3	0	0	0	-1	0	0	0
Mike Brown	2	0	0	0	-1	13	0	0
Rick Rypien	1	0	0	0	-1	5	0	0

CANUCKS	GPI	MIN	W-L-O	GA	SA	SV	GAA	SV%
Curtis Sanford	1	60	1-0-0	3	27	24	3.00	.889
Roberto Luongo	3	194	1-0-2	15	110	95	4.65	.864

0 LOSSES 2 OT

ATTENDANCE GOALTENDER

18,630	Luongo/Hiller	Corey Perry
18,630	Sanford/Hiller	Daniel Sedin

ATTENDANCE GOALTENDER

16,967	Luongo/Hiller	Scott Niedermayer
16,704	Luongo/Hiller, Giguere	Mattias Ohlund

SHOTS BY PERIOD	1st	2nd	3rd	OT	TOTAL
CANUCKS	39	43	34	4	120
DUCKS	35	50	44	8	137

DUCKS

Power Play: 6-21	28.6%	Penalty Killing: 17-22	77.3%
------------------	-------	------------------------	-------

DUCKS	GP	G	A	P	+/-	PIM	PP	SH
Corey Perry	4	2	7	9	3	4	0	0
Teemu Selanne	3	5	2	7	1	6	3	0
Scott Niedermayer	4	3	4	7	1	6	2	0
Bobby Ryan	3	3	3	6	4	0	1	0
Ryan Getzlaf	4	1	4	5	-1	11	0	0
Chris Pronger	4	1	3	4	E	2	0	0
Ryan Whitney	2	0	4	4	E	0	0	0
Erik Christensen	2	0	2	2	E	0	0	0
Chris Kunitz	2	0	2	2	E	4	0	0
Steve Montador	2	1	0	1	E	6	0	0
Petteri Nokelainen	2	1	0	1	-2	0	0	0
Samuel Pahlsson	2	1	0	1	-1	4	0	0
Todd Marchant	4	0	1	1	-4	2	0	0
Andrew Ebbett	3	0	1	1	3	0	0	0
Brendan Mikkelsen	1	0	1	1	1	0	0	0
Rob Niedermayer	4	0	0	0	-5	2	0	0
George Parros	4	0	0	0	-1	14	0	0
Ryan Carter	3	0	0	0	1	2	0	0
Sheldon Brookbank	2	0	0	0	1	5	0	0
Mike Brown	2	0	0	0	E	5	0	0
Brett Festerling	2	0	0	0	-1	4	0	0
Bret Hedican	2	0	0	0	1	2	0	0
Travis Moen	2	0	0	0	-1	7	0	0
Brendan Morrison	2	0	0	0	-1	0	0	0
James Wisniewski	2	0	0	0	-1	2	0	0
Francois Beauchemin	1	0	0	0	-2	0	0	0
Kent Huskins	1	0	0	0	-2	0	0	0
Nathan McIver	1	0	0	0	E	0	0	0
Drew Miller	1	0	0	0	E	0	0	0
Brian Sutherby	1	0	0	0	E	0	0	0

DUCKS	GPI	MIN	W-L-O	GA	SA	SV	GAA	SV%
Jonas Hiller	4	217	2-1-1	14	107	93	3.87	.869
J-S. Giguere	1	35	0-0-0	4	13	9	6.93	.692

LAST

Last Home Win:	Dec. 22/08 (4-3)
Last Road Win:	Oct. 31/08 (7-6 SO)
Last Shutout:	Nov. 27/07
	Roberto Luongo (4-0)
Last Tie Game:	Oct. 24/02 (2-2 @ VAN)
Last Shootout:	Apr. 2/09 (5-6 L @ VAN)
Last Hat Trick:	Andrew Cassels

Most Goals:	Nov. 8/00
	8 - Mar. 24/00
	VAN 8 vs ANA 1

Canucks in OT:	2-2-11
Canucks in SO:	1-1

VANCOUVER

Dec. 22/08 (4-3)	Mar. 11/09 (4-3 OT)
Oct. 31/08 (7-6 SO)	Apr. 2/09 (6-5 SO)
Nov. 9/06	Nov. 9/06
J-S. Giguere (6-0)	J-S. Giguere (6-0)

ANAHEIM

Mar. 11/09 (4-3 OT)	Apr. 2/09 (6-5 SO)
Nov. 9/06	Nov. 9/06
J-S. Giguere (6-0)	J-S. Giguere (6-0)

None

6 - Five Times



2008.09 SEASON SUMMARY 0 WINS

AT ATLANTA

Jan. 2/09

Canucks 3 Thrashers 4 (SO)

GOALS BY PERIOD

	1st	2nd	3rd	OT	TOTAL
CANUCKS	1	1	1	0	3
THRASHERS	1	1	1	0	3

CANUCKS

Power Play: 1-3 33.3% Penalty Killing: 4-5 80.0%

CANUCKS	GP	G	A	P	+/-	PIM	PP	SH
Henrik Sedin	1	2	1	3	1	0	1	0
Daniel Sedin	1	1	2	3	E	0	0	0
Pavol Demitra	1	0	2	2	E	2	0	0
Kevin Bieksa	1	0	1	1	E	0	0	0
Steve Bernier	1	0	0	0	E	0	0	0
Mike Brown	1	0	0	0	E	9	0	0
Alex Burrows	1	0	0	0	E	0	0	0
Rob Davison	1	0	0	0	E	4	0	0
Alexander Edler	1	0	0	0	E	0	0	0
Jannik Hansen	1	0	0	0	E	0	0	0
Darcy Hordichuk	1	0	0	0	E	0	0	0
Jason Jaffray	1	0	0	0	-1	0	0	0
Ryan Kesler	1	0	0	0	-1	0	0	0
Willie Mitchell	1	0	0	0	E	0	0	0
Shane O'Brien	1	0	0	0	2	0	0	0
Mattias Ohlund	1	0	0	0	-1	0	0	0
Mason Raymond	1	0	0	0	E	0	0	0
Kyle Wellwood	1	0	0	0	E	0	0	0

CANUCKS	GPI	MIN	W-L-O	GA	SA	SV	GAA	SV%
Jason LaBarbera	1	65	0-0-1	3	37	34	2.77	.919

LAST

Last Home Win:
Last Road Win:
Last Shutout:

VANCOUVER

Feb. 10/07 (3-2)
Oct. 16/08
Feb. 25/03

Dan Cloutier (8-0)

Oct. 27/00 (1-1 @ATL)

Jan. 2/09 (4-3 L @ATL)

None

ATLANTA

Jan 2/09 (4-3 SO)
Feb. 13/04 (4-1)
None

Dean Sylvester

Nov. 22/99

Most Goals: 8 - Feb. 25/03

Canucks in OT: 0-0-2

Canucks in SO: 0-1

6 - Nov. 22/99

0 LOSSES

1 OT

ATTENDANCE GOALTENDER

14,902

LaBarbera/Lehtonen

W GOAL

Erik Christensen

SHOTS BY PERIOD

	1st	2nd	3rd	OT	TOTAL
CANUCKS	11	15	11	1	38
THRASHERS	6	14	13	4	37

THRASHERS

Power Play: 1-5 20.0% Penalty Killing: 2-3 66.7%

THRASHERS	GP	G	A	P	+/-	PIM	PP	SH
Ilya Kovalchuk	1	1	1	2	1	2	0	0
Joseph Crabb	1	1	0	1	-1	0	0	1
Vyacheslav Kozlov	1	1	0	1	E	0	1	0
Erik Christensen	1	0	1	1	1	0	0	0
Niclas Havelid	1	0	1	1	1	0	0	0
Marty Reasoner	1	0	1	1	-1	0	0	0
Todd White	1	0	1	1	E	0	0	0
Jason Williams	1	0	1	1	1	0	0	0
Colby Armstrong	1	0	0	0	-2	2	0	0
Eric Boulton	1	0	0	0	E	5	0	0
Tobias Enstrom	1	0	0	0	E	0	0	0
Ron Hainsey	1	0	0	0	E	0	0	0
Bryan Little	1	0	0	0	E	0	0	0
Nathan Oystriick	1	0	0	0	E	0	0	0
Mathieu Schneider	1	0	0	0	-1	2	0	0
Jim Slater	1	0	0	0	E	2	0	0
Chris Thorburn	1	0	0	0	E	0	0	0
Boris Valabik	1	0	0	0	E	0	0	0

THRASHERS	GPI	MIN	W-L-O	GA	SA	SV	GAA	SV%
Kari Lehtonen	1	65	1-0-0	3	38	35	2.77	.921



2008.09 SEASON SUMMARY 0 WINS

AT VANCOUVER

Oct. 28/08

Canucks 0

Bruins 1

GOALS BY PERIOD

	1st	2nd	3rd	OT	TOTAL
CANUCKS	0	0	0	-	0
BRUINS	1	0	0	-	1

CANUCKS

Power Play: 0-3

0.0%

Penalty Killing: 2-2

100.0%

CANUCKS

	GP	G	A	P	+/-	PIM	PP	SH
Steve Bernier	1	0	0	0	-1	0	0	0
Kevin Bieksa	1	0	0	0	E	0	0	0
Alex Burrows	1	0	0	0	E	0	0	0
Alexander Edler	1	0	0	0	E	0	0	0
Jannik Hansen	1	0	0	0	E	0	0	0
Darcy Hordichuk	1	0	0	0	E	0	0	0
Ryan Johnson	1	0	0	0	E	0	0	0
Ryan Kesler	1	0	0	0	E	0	0	0
Jason Krog	1	0	0	0	E	0	0	0
Willie Mitchell	1	0	0	0	E	0	0	0
Shane O'Brien	1	0	0	0	E	2	0	0
Mattias Ohlund	1	0	0	0	-1	2	0	0
Taylor Pyatt	1	0	0	0	E	0	0	0
Mason Raymond	1	0	0	0	E	0	0	0
Sami Salo	1	0	0	0	-1	0	0	0
Henrik Sedin	1	0	0	0	-1	0	0	0
Daniel Sedin	1	0	0	0	-1	0	0	0
Kyle Wellwood	1	0	0	0	E	0	0	0

CANUCKS

	GPI	MIN	W-L-O	GA	SA	SV	GAA	SV%
Roberto Luongo	1	59	0-1-0	1	30	29	1.02	.967

1 LOSS

0 OT

ATTENDANCE

18,630

GOALTENDER

Luongo/Thomas

W GOAL

Michael Ryder

SHOTS BY PERIOD

	1st	2nd	3rd	OT	TOTAL
CANUCKS	11	7	13	-	31
BRUINS	13	8	9	-	30

BRUINS

Power Play: 0-2

0.0%

Penalty Killing: 3-3

100.0%

BRUINS

	GP	G	A	P	+/-	PIM	PP	SH
Michael Ryder	1	1	0	1	1	0	0	0
Marc Savard	1	0	1	1	1	0	0	0
Marco Sturm	1	0	1	1	1	0	0	0
P.J. Axelsson	1	0	0	0	E	0	0	0
Patrice Bergeron	1	0	0	0	1	0	0	0
Zdeno Chara	1	0	0	0	E	0	0	0
Andrew Ference	1	0	0	0	E	2	0	0
Shane Hnidy	1	0	0	0	1	0	0	0
Phil Kessel	1	0	0	0	E	0	0	0
David Krejci	1	0	0	0	E	0	0	0
Milan Lucic	1	0	0	0	E	0	0	0
Petteri Nokelainen	1	0	0	0	E	0	0	0
Mark Stuart	1	0	0	0	1	2	0	0
Shawn Thornton	1	0	0	0	E	0	0	0
Aaron Ward	1	0	0	0	E	2	0	0
Blake Wheeler	1	0	0	0	E	0	0	0
Dennis Wideman	1	0	0	0	E	0	0	0
Stephane Yelle	1	0	0	0	E	0	0	0

BRUINS

	GPI	MIN	W-L-O	GA	SA	SV	GAA	SV%
Tim Thomas	1	60	1-0-0	0	31	31	0.00	1.00

LAST

Last Home Win:

Last Road Win:

Last Shutout:

Last Tie Game:

Last Shootout:

Last Hat Trick:

Most Goals:

Canucks in OT:

VANCOUVER

Dec. 4/05 (5-2)

Mar. 3/03 (6-4)

Jan. 15/96

Corey Hirsch (6-0)

Mar. 15/01 (2-2 @ BOS)

None

Ron Sedlbauer

Nov. 8/75

7 - Oct. 15/89

3-5-8

BOSTON

Dec. 21/06 (2-0)

Oct. 28/08 (1-0)

Oct. 28/08

Tim Thomas (1-0)

Adam Oates

Mar. 4/93

9 - Feb. 10/72



TM

2008.09 SEASON SUMMARY 0 WINS

AT BUFFALO

Oct. 17/08 Canucks 2 Sabres 5

GOALS BY PERIOD

	1st	2nd	3rd	OT	TOTAL
CANUCKS	0	1	1	-	2
SABRES	3	1	1	-	5

CANUCKS

Power Play: 0-3 0.0% Penalty Killing: 3-5 60.0%

CANUCKS	GP	G	A	P +/-	PIM	PP	SH
Steve Bernier	1	1	0	1	E	0	0
Ryan Kesler	1	1	0	1	-1	0	0
Alex Burrows	1	0	1	1	-1	12	0
Willie Mitchell	1	0	1	1	E	2	0
Mason Raymond	1	0	1	1	1	0	0
Henrik Sedin	1	0	1	1	1	0	0
Pavol Demitra	1	0	0	0	-1	0	0
Alexander Edler	1	0	0	0	1	0	0
Jannik Hansen	1	0	0	0	-2	0	0
Darcy Hordichuk	1	0	0	0	E	5	0
Ryan Johnson	1	0	0	0	E	2	0
Lawrence Nycholat	1	0	0	0	-1	0	0
Shane O'Brien	1	0	0	0	E	4	0
Mattias Ohlund	1	0	0	0	-1	0	0
Taylor Pyatt	1	0	0	0	E	2	0
Rick Rypien	1	0	0	0	E	0	0
Sami Salo	1	0	0	0	-1	0	0
Daniel Sedin	1	0	0	0	E	0	0

CANUCKS	GPI	MIN	W-L-O	GA	SA	SV	GAA	SV%
Curtis Sanford	1	60	0-1-0	5	31	26	5.02	.839

LAST

Last Home Win:

Last Road Win:

Last Shutout:

Last Tie Game:

Last Shootout:

Last Hat Trick:

Most Goals:

Canucks in OT:

Canucks in SO:

VANCOUVER

Jan. 19/06 (4-1)

Feb. 7/03 (4-2)

Oct. 14/00

Felix Potvin (4-0)

Oct. 29/02 (1-1 @ VAN)

Jan. 19/07 (4-3L @ BUF)

Russ Courtall

Mar. 6/96

9 - Nov. 19/72

VAN 9 vs BUF 5

1-0-6

0-1

BUFFALO

Oct. 17/08 (5-2)

Feb. 28/99 (2-0)

Feb. 28/99

Dwayne Roloson (2-0)

Steve Heinze

Mar. 16/01

8 - Jan. 8/76

Van 5 @ BUF 8

1 LOSS

0 OT

ATTENDANCE GOALTENDER

18,449 Sanford/Miller

W GOAL

Alles Kotalik

SHOTS BY PERIOD

	1st	2nd	3rd	OT	TOTAL
CANUCKS	6	11	8	-	25
SABRES	14	9	8	-	31

SABRES

Power Play: 2-5 40.0% Penalty Killing: 3-3 100.0%

SABRES	GP	G	A	P +/-	PIM	PP	SH
Thomas Vanek	1	1	2	3	2	0	0
Alles Kotalik	1	2	0	2	E	0	0
Jaroslav Spacek	1	1	1	2	2	0	1
Clarke MacArthur	1	1	0	1	E	0	1
Maxim Afinogenov	1	0	1	1	-1	0	0
Teppo Numminen	1	0	1	1	E	0	0
Craig Rivet	1	0	1	1	-1	0	0
Andrej Sekera	1	0	1	1	2	0	0
Matt Ellis	1	0	0	0	E	0	0
Patrick Kaleta	1	0	0	0	E	2	0
Toni Lydman	1	0	0	0	E	2	0
Adam Mair	1	0	0	0	E	2	0
Daniel Paille	1	0	0	0	E	0	0
Andrew Peters	1	0	0	0	E	5	0
Jason Pominville	1	0	0	0	E	0	0
Derek Roy	1	0	0	0	1	2	0
Drew Stafford	1	0	0	0	1	0	0
Henrik Tallinder	1	0	0	0	-1	0	0

SABRES	GPI	MIN	W-L-O	GA	SA	SV	GAA	SV%
Ryan Miller	1	60	1-0-0	2	25	23	2.00	.920



2008.09 SEASON SUMMARY 4 WINS

AT VANCOUVER

Apr. 7/09	Canucks 4	Flames 1
Nov. 27/08	Canucks 3	Flames 4
Oct. 9/08	Canucks 6	Flames 0

AT CALGARY

Feb. 17/09	Canucks 4	Flames 3 (SO)
Nov. 29/08	Canucks 1	Flames 3
Oct. 11/08	Canucks 5	Flames 4 (OT)

GOALS BY PERIOD

	1st	2nd	3rd	OT	TOTAL
CANUCKS	6	6	9	1	22
FLAMES	5	5	5	0	15

CANUCKS

Power Play: 3-30 10.0% Penalty Killing: 29-31 93.5%

CANUCKS	GP	G	A	P	+/-	PIM	PP	SH
Daniel Sedin	6	3	5	8	2	0	0	0
Ryan Kesler	6	3	3	6	1	6	1	1
Mattias Ohlund	6	3	3	6	4	6	2	0
Henrik Sedin	6	2	4	6	2	4	0	0
Alex Burrows	6	2	3	5	1	6	0	0
Alexander Edler	6	0	5	5	5	2	0	0
Rick Rypien	3	3	0	3	1	9	0	1
Steve Bernier	5	1	2	3	4	7	0	0
Jannik Hansen	5	0	3	3	2	4	0	0
Ryan Johnson	4	0	3	3	2	2	0	0
Kyle Wellwood	4	1	1	2	E	2	0	0
Taylor Pyatt	5	0	2	2	-1	9	0	0
Kevin Bieksa	6	1	0	1	1	4	0	0
Pavol Demitra	6	1	0	1	E	0	0	0
Darcy Hordichuk	6	1	0	1	3	11	0	0
Mason Raymond	5	1	0	1	-2	2	0	0
Willie Mitchell	6	0	1	1	3	7	0	0
Sami Salo	6	0	1	1	-2	0	0	0
Mats Sundin	2	0	1	1	1	0	0	0
Mike Brown	1	0	1	1	E	5	0	0
Shane O'Brien	6	0	0	0	1	10	0	0
Alexandre Bolduc	2	0	0	0	E	2	0	0

CANUCKS GPI MIN W-L-O GA SA SV GAA SV%

Roberto Luongo	4	248	4-0-0	8	142	134	1.93	.944
Cory Schneider	1	60	0-1-0	3	31	28	3.01	.903
Curtis Sanford	1	59	0-1-0	4	33	29	4.09	.879

2 LOSSES

0 OT

ATTENDANCE

18,630	Luongo/Kiprusoff
18,630	Sanford/Kiprusoff
18,630	Luongo/Kiprusoff

GOALTENDER

Luongo/Kiprusoff
Sanford/Kiprusoff
Luongo/Kiprusoff

W GOAL

Mattias Ohlund
Curtis Glencross
Henrik Sedin

ATTENDANCE

19,289	Luongo/Kiprusoff
19,289	Schneider/Kiprusoff
19,289	Luongo/Kiprusoff

GOALTENDER

Luongo/Kiprusoff
Schneider/Kiprusoff
Luongo/Kiprusoff

W GOAL

Pavol Demitra
David Moss
Pavol Demitra

SHOTS BY PERIOD

	1st	2nd	3rd	OT	TOTAL
CANUCKS	54	59	56	4	173
FLAMES	77	71	52	6	206

FLAMES

Power Play: 2-31 6.5% Penalty Killing: 27-30 90.0%

FLAMES	GP	G	A	P	+/-	PIM	PP	SH
Mike Cammalleri	6	4	2	6	E	4	1	0
Jarome Iginla	6	2	4	6	-1	11	0	0
Daymond Langkow	6	2	3	5	E	4	1	0
Rene Bourque	5	2	2	4	-2	2	0	0
Dion Phaneuf	6	0	4	4	-3	7	0	0
Curtis Glencross	6	1	2	3	1	2	0	0
Todd Bertuzzi	6	1	1	2	-8	12	0	0
David Moss	6	1	1	2	E	2	0	0
Craig Conroy	6	0	2	2	-1	2	0	0
Mark Giordano	5	0	2	2	E	2	0	0
Matthew Lombardi	5	1	0	1	E	2	0	0
Andre Roy	4	1	0	1	E	9	0	0
Robyn Regehr	4	0	1	1	1	7	0	0
Wayne Primeau	3	0	1	1	E	4	0	0
Brandon Prust	3	0	1	1	E	14	0	0
Olli Jokinen	1	0	1	1	-1	0	0	0
Adrian Aucoin	6	0	0	0	-1	6	0	0
Adam Pardy	5	0	0	0	-2	4	0	0
Cory Sarich	5	0	0	0	-3	0	0	0
Eric Nystrom	4	0	0	0	-1	0	0	0
James Vandermeer	3	0	0	0	-3	4	0	0
Dustin Boyd	2	0	0	0	-2	0	0	0
Jordan Leopold	1	0	0	0	-1	2	0	0
Jamie Lundmark	1	0	0	0	-1	0	0	0
Matt Pelech	1	0	0	0	E	2	0	0
Warren Peters	1	0	0	0	E	0	0	0

FLAMES GPI MIN W-L-O GA SA SV GAA SV%

Mikikka Kiprusoff	6	369	2-2-2	22	173	151	3.58	.873
-------------------	---	-----	-------	----	-----	-----	------	------

LAST

Last Home Win:
Last Road Win:
Last Shutout:

VANCOUVER

Apr. 7/09 (4-1)
Feb. 17/09 (4-3 SO)
Oct. 9/08

CALGARY

Nov. 29/08 (3-1)
Nov. 27/08 (4-3)
Nov. 5/05
Mikikka Kiprusoff (1-0)

Last Tie Game:

Nov. 29/03 (4-4 @ CGY)

Last Shootout:

Feb. 17/09 (4-3 W @ CGY)

Last Hat Trick:

Brendan Morrison

Nov. 29/03

Most Goals:

11 - Mar. 1/92

VAN 11 vs CGY 0

Canucks in OT:

Canucks in SO:

Nov. 29/03 (4-4 @ CGY)

Feb. 17/09 (4-3 W @ CGY)

Brendan Morrison

Nov. 29/03

11 - Mar. 1/92

VAN 11 vs CGY 0

7-8-25

1-1

Mike Cammalleri

Nov. 27/08

12 - Mar. 12/75

VAN 4 @ ATL 12



2008.09 SEASON SUMMARY

1 WIN

0 LOSSES

0 OT

AT VANCOUVER

Feb. 3/09

Canucks 4

Hurricanes 3

GOALS BY PERIOD

	1st	2nd	3rd	OT	TOTAL
CANUCKS	2	1	1	-	4
HURRICANES	0	2	1	-	3

CANUCKS

Power Play: 1-4 25.0% Penalty Killing: 2-4 50.0%

CANUCKS	GP	G	A	P	+/-	PIM	PP	SH
Ryan Kesler	1	1	2	3	3	0	0	0
Mats Sundin	1	1	1	2	2	0	0	0
Pavol Demitra	1	0	2	2	2	0	0	0
Kevin Bieksa	1	1	0	1	2	2	1	0
Alex Burrows	1	1	0	1	1	0	0	1
Henrik Sedin	1	0	1	1	-1	0	0	0
Daniel Sedin	1	0	1	1	-1	0	0	0
Steve Bernier	1	0	0	0	E	0	0	0
Rob Davison	1	0	0	0	E	0	0	0
Alexander Edler	1	0	0	0	1	0	0	0
Jannik Hansen	1	0	0	0	E	0	0	0
Darcy Hordichuk	1	0	0	0	E	2	0	0
Ryan Johnson	1	0	0	0	E	0	0	0
Willie Mitchell	1	0	0	0	E	0	0	0
Mattias Ohlund	1	0	0	0	1	4	0	0
Taylor Pyatt	1	0	0	0	-1	0	0	0
Sami Salo	1	0	0	0	E	0	0	0
Kyle Wellwood	1	0	0	0	E	0	0	0

CANUCKS GPI MIN W-L-O GA SA SV GAA SV%

Roberto Luongo 1 60 1-0-0 3 27 24 3.01 .889

LAST

Last Home Win:

VANCOUVER

Feb. 3/09 (4-3)

Last Road Win:

Nov. 27/02 (3-2)

Last Shutout:

Feb. 26/99

Garth Snow (1-0)

Last Tie Game:

Nov. 24/99 (1-1 @ CAR)

Last Shootout:

None

Last Hat Trick:

Tony Tanti

Jan. 15/84

Most Goals:

8 - Twice

Canucks in OT:

6-0-6

CAROLINA

Oct. 22/07 (3-1)

Oct. 15/99 (4-1)

Jan. 16/96

Sean Burke (3-0)

Sylvain Turgeon

Mar. 3/95

7 - Mar. 29/87

ATTENDANCE GOALTENDER

18,630

Luongo/Ward

W GOAL

Alex Burrows

SHOTS BY PERIOD

	1st	2nd	3rd	OT	TOTAL
CANUCKS	10	6	8	-	24
HURRICANES	10	9	8	-	27

HURRICANES

Power Play: 2-4 50.0% Penalty Killing: 3-4 75.0%

HURRICANES	GP	G	A	P	+/-	PIM	PP	SH
Joseph Corvo	1	1	1	2	E	0	1	0
Eric Staal	1	1	1	2	E	0	1	0
Ray Whitney	1	0	2	2	E	0	0	0
Joni Pitkanen	1	1	0	1	E	2	0	0
Matt Cullen	1	0	1	1	-1	0	0	0
Bryan Rodney	1	0	1	1	-2	0	0	0
Anton Babchuk	1	0	0	0	E	0	0	0
Ryan Bayda	1	0	0	0	E	2	0	0
Rod Brind'Amour	1	0	0	0	-1	2	0	0
Patrick Eaves	1	0	0	0	-1	0	0	0
Tim Gleason	1	0	0	0	E	0	0	0
Frantisek Kaberle	1	0	0	0	-2	0	0	0
Chad Larose	1	0	0	0	-1	2	0	0
Tuomo Ruutu	1	0	0	0	E	2	0	0
Michael Ryan	1	0	0	0	E	0	0	0
Sergei Samsonov	1	0	0	0	-1	0	0	0
Brandon Sutter	1	0	0	0	E	0	0	0
Justin Williams	1	0	0	0	-1	0	0	0

HURRICANES GPI MIN W-L-O GA SA SV GAA SV%

Cam Ward 1 59 0-1-0 4 24 20 4.06 .833



2008.09 SEASON SUMMARY 2 WINS

AT VANCOUVER

Feb. 7/09	Canucks 7	Blackhawks 3
Dec. 20/08	Canucks 1	Blackhawks 3

AT CHICAGO

Mar. 29/09	Canucks 4	Blackhawks 0
Oct. 19/08	Canucks 2	Blackhawks 4

GOALS BY PERIOD	1st	2nd	3rd	OT	TOTAL
CANUCKS	6	4	4	—	14
BLACKHAWKS	2	3	5	—	10

CANUCKS

Power Play: 5-25	20.0%	Penalty Killing: 14-17	82.4%
------------------	-------	------------------------	-------

CANUCKS	GP	G	A	P	+/-	PIM	PP	SH
Daniel Sedin	4	4	2	6	3	4	1	0
Henrik Sedin	4	2	4	6	3	2	0	0
Ryan Kesler	4	3	2	5	E	0	2	0
Alexander Edler	4	1	3	4	E	2	1	0
Mats Sundin	2	1	3	4	-1	0	1	0
Alex Burrows	4	1	2	3	3	2	0	0
Pavol Demitra	4	1	2	3	E	2	0	0
Steve Bernier	4	1	1	2	-1	2	0	0
Mason Raymond	4	0	2	2	1	0	0	0
Mattias Ohlund	4	0	1	1	1	4	0	0
Jannik Hansen	3	0	1	1	-3	0	0	0
Sami Salo	3	0	1	1	E	0	0	0
Rob Davison	1	0	1	1	E	0	0	0
Kevin Bieksa	4	0	0	0	2	21	0	0
Darcy Hordichuk	4	0	0	0	E	2	0	0
Willie Mitchell	4	0	0	0	-1	4	0	0
Taylor Pyatt	4	0	0	0	1	4	0	0
Ryan Johnson	3	0	0	0	E	0	0	0
Shane O'Brien	3	0	0	0	1	19	0	0
Kyle Wellwood	2	0	0	0	E	2	0	0
Mike Brown	1	0	0	0	E	7	0	0
Jason Jaffray	1	0	0	0	E	0	0	0
Lawrence Nycholat	1	0	0	0	E	0	0	0

CANUCKS	GPI	MIN	W-L-O	GA	SA	SV	GAA	SV%
Roberto Luongo	3	178	2-1-0	7	91	84	2.36	.923
Curtis Sanford	1	59	0-1-0	2	33	31	2.02	.939

2 LOSSES

0 OT

ATTENDANCE

18,630	Luongo/Khabibulin, Huet
18,630	Sanford/Huet

GOALTENDER

Luongo/Khabibulin, Huet
Sanford/Huet

W GOAL

Steve Bernier
Patrick Sharp

ATTENDANCE

21,673	Luongo/Khabibulin
21,193	Luongo/Huet

GOALTENDER

Luongo/Khabibulin
Luongo/Huet

W GOAL

Daniel Sedin
Patrick Kane

SHOTS BY PERIOD	1st	2nd	3rd	OT	TOTAL
CANUCKS	38	39	33	—	110
BLACKHAWKS	44	36	45	—	125

BLACKHAWKS

Power Play: 3-17	17.6%	Penalty Killing: 20-25	80.0%
------------------	-------	------------------------	-------

BLACKHAWKS	GP	G	A	P	+/-	PIM	PP	SH
Kris Versteeg	4	1	4	5	E	0	0	1
Patrick Sharp	4	3	1	4	1	0	1	0
Patrick Kane	4	2	2	4	1	2	1	0
Jonathan Toews	4	1	2	3	E	4	0	0
Cameron Barker	3	0	3	3	3	10	0	0
Martin Havlat	4	1	0	1	-2	6	1	0
Brent Seabrook	4	1	0	1	-3	2	0	0
Adam Burish	3	1	0	1	1	23	0	0
Dustin Byfuglien	4	0	1	1	-2	6	0	0
Brian Campbell	4	0	1	1	1	2	0	0
Ben Eager	4	0	1	1	1	28	0	0
Duncan Keith	4	0	1	1	-4	16	0	0
Andrew Ladd	4	0	1	1	-3	2	0	0
Matt Walker	2	0	1	1	2	0	0	0
Craig Adams	1	0	1	1	1	0	0	0
Dave Bolland	4	0	0	0	-5	10	0	0
Troy Brouwer	3	0	0	0	-1	2	0	0
Colin Fraser	3	0	0	0	1	2	0	0
Aaron Johnson	2	0	0	0	-1	2	0	0
Brent Sopel	2	0	0	0	-1	0	0	0
Jordan Hendry	1	0	0	0	E	0	0	0
Niklas Hjalmarsson	1	0	0	0	-1	0	0	0
Samuel Pahlsson	1	0	0	0	E	0	0	0
Jack Skille	1	0	0	0	E	0	0	0
James Wisniewski	1	0	0	0	E	0	0	0

BLACKHAWKS	GPI	MIN	W-L-O	GA	SA	SV	GAA	SV%
Cristobal Huet	3	140	2-0-0	6	70	64	2.58	.914
Nikolai Khabibulin	2	99	0-2-0	8	40	32	4.87	.800

LAST

Last Home Win:	Feb. 7/09 (7-3)
Last Road Win:	Mar. 29/09 (4-0)
Last Shutout:	Mar. 29/09

LAST Tie Game:

Last Shootout:	Nov. 28/01 (3-3 @ CHI)
Last Hat Trick:	Feb. 10/08 (3-2 W @ VAN)

Most Goals:

Canucks in OT:	7 - Twice
Canucks in SO:	6-4-9

VANCOUVER

Feb. 7/09 (7-3)
Mar. 29/09 (4-0)
Mar. 29/09

Roberto Luongo (4-0)

Nov. 28/01 (3-3 @ CHI)
Feb. 10/08 (3-2 W @ VAN)

Stan Smyl

Dec. 14/86
7 - Twice

6-4-9
3-0

CHICAGO

Oct. 19/08 (4-2)
Dec. 20/08 (3-1)
Feb. 7/07

Patrick Lalime (3-0)

Tyler Arnason
Mar. 19/04

9 - Three times



2008.09 SEASON SUMMARY 3 WINS

AT VANCOUVER

Apr. 5/09	Canucks 1	Avalanche 4
Mar. 15/09	Canucks 4	Avalanche 2
Nov. 12/08	Canucks 1	Avalanche 2 (SO)

AT COLORADO

Apr. 11/09	Canucks 1	Avalanche 0 (OT)
Mar. 27/09	Canucks 4	Avalanche 1
Dec. 7/08	Canucks 4	Avalanche 5 (SO)

GOALS BY PERIOD

	1st	2nd	3rd	OT	TOTAL
CANUCKS	4	4	6	1	15
AVALANCHE	2	4	6	0	12

CANUCKS

Power Play: 4-22 18.2% Penalty Killing: 20-22 90.9%

CANUCKS

	GP	G	A	P	+/-	PIM	PP	SH
Pavol Demitra	5	2	3	5	-3	2	0	0
Ryan Kesler	6	0	5	5	2	11	0	0
Daniel Sedin	6	2	2	4	E	0	1	0
Henrik Sedin	6	2	1	3	E	4	0	0
Alex Burrows	6	1	2	3	4	6	0	1
Willie Mitchell	6	0	3	3	2	0	0	0
Steve Bernier	6	2	0	2	3	2	1	0
Alexander Edler	6	2	0	2	2	10	1	0
Taylor Pyatt	4	2	0	2	2	0	0	0
Kevin Bieksa	5	0	2	2	-5	4	0	0
Mats Sundin	4	0	2	2	-1	2	0	0
Kyle Wellwood	6	1	0	1	-1	0	1	0
Darcy Hordichuk	4	1	0	1	E	5	0	0
Mattias Ohlund	6	0	1	1	4	10	0	0
Mason Raymond	6	0	1	1	-2	2	0	0
Ryan Johnson	5	0	1	1	1	0	0	0
Jannik Hansen	4	0	1	1	-3	2	0	0
Jason Jaffray	1	0	1	1	-1	0	0	0
Shane O'Brien	6	0	0	0	-4	0	0	0
Sami Salo	6	0	0	0	1	0	0	0
Rick Rypien	2	0	0	0	-1	0	0	0
Mike Brown	1	0	0	0	E	0	0	0
Ossi Vaananen	1	0	0	0	E	0	0	0

CANUCKS

	GPI	MIN	W-L-O	GA	SA	SV	GAA	SV%
Roberto Luongo	4	246	2-1-1	7	102	95	1.71	.931
Jason LaBarbera	1	60	1-0-0	1	23	22	1.00	.957
Cory Schneider	1	65	0-0-1	4	35	31	3.70	.886

LAST

Last Home Win:
Last Road Win:
Last Shutout:

Last Tie Game:
Last Shootout:
Last Hat Trick:

Most Goals:

Canucks in OT:
Canucks in SO:

VANCOUVER

Mar. 15/09 (4-2)
Apr. 11/09 (1-0 OT)
Apr. 11/09
Roberto Luongo (1-0 OT) Ron Tugnutt (3-0)

Mar. 3/04 (5-5 @ COL)
Dec. 7/08 (5-4 L @ COL)

Pavel Bure
Dec. 6/97
8 - Oct. 12/80
VAN 8 vs QUE 2

4-4-16
1-4

COLORADO

Dec. 7/08 (5-4 SO)
Apr. 5/09 (4-1)
Dec. 3/91

Milan Hejduk
Apr. 5/07
9 - 3 times

1 LOSS

2 OT

ATTENDANCE GOALTENDER

18,630	Luongo/Budaj
18,630	Luongo/Raycroft
18,630	Luongo/Budaj

W GOAL

Ben Guite
Taylor Pyatt
Marek Svatos

ATTENDANCE GOALTENDER

13,397	Luongo/Budaj
16,177	LaBarbera/Raycroft
13,411	Schneider/Budaj

W GOAL

Henrik Sedin
Daniel Sedin
Marek Svatos

SHOTS BY PERIOD

	1st	2nd	3rd	OT	TOTAL
CANUCKS	64	59	53	5	181
AVALANCHE	55	48	56	1	160

AVALANCHE

Power Play: 2-22 9.1% Penalty Killing: 18-22 81.8%

AVALANCHE

	GP	G	A	P	+/-	PIM	PP	SH
Milan Hejduk	6	2	4	6	E	2	0	0
Paul Stastny	3	0	4	4	1	0	0	0
T.J. Galiardi	3	3	0	3	3	0	0	0
Darcy Tucker	4	1	2	3	3	2	0	0
Ryan Smyth	4	2	0	2	E	4	1	0
Marek Svatos	4	1	1	2	E	0	1	0
Scott Hannan	6	0	2	2	1	0	0	0
John-Michael Liles	6	0	2	2	-4	4	0	0
Wojtek Wolski	5	0	2	2	-2	4	0	0
Ben Guite	4	1	0	1	1	4	0	0
David Jones	2	1	0	1	1	0	0	0
Daniel Tjernqvist	2	1	0	1	2	0	0	0
Ian Laperriere	6	0	1	1	1	27	0	0
Ruslan Salei	3	0	1	1	-2	2	0	0
Jordan Leopold	2	0	1	1	1	0	0	0
T.J. Hensick	6	0	0	0	-2	4	0	0
Cody McLeod	6	0	0	0	-3	6	0	0
Cody McCormick	5	0	0	0	-3	5	0	0
Brett Clark	4	0	0	0	1	2	0	0
Chris Stewart	4	0	0	0	-2	4	0	0
Brian Willisie	4	0	0	0	E	4	0	0
Tyler Arnason	3	0	0	0	E	0	0	0
Derek Peltier	3	0	0	0	1	0	0	0
Michael Vernace	3	0	0	0	E	0	0	0
Raymond Macias	2	0	0	0	E	0	0	0
Aaron MacKenzie	2	0	0	0	1	0	0	0
Adam Foote	1	0	0	0	E	0	0	0
Matt Hendricks	1	0	0	0	1	0	0	0
Per Ledin	1	0	0	0	E	2	0	0
Lawrence Nycholat	1	0	0	0	E	0	0	0
Wes O'Neill	1	0	0	0	E	2	0	0

AVALANCHE

	GPI	MIN	W-L-O	GA	SA	SV	GAA	SV%
Peter Budaj	4	250	3-0-1	7	124	117	1.68	.944
Andrew Raycroft	2	119	0-2-0	8	57	49	4.03	.860



2008.09 SEASON SUMMARY

1 WIN

2 LOSSES

1 OT

AT VANCOUVER

Mar. 1/09 Canucks 3 Blue Jackets 1
Jan. 18/09 Canucks 5 Blue Jackets 6 (SO)

AT COLUMBUS

Dec. 1/08 Canucks 2 Blue Jackets 3
Oct. 21/08 Canucks 2 Blue Jackets 4

GOALS BY PERIOD

	1st	2nd	3rd	OT	TOTAL
CANUCKS	3	4	5	0	12
BLUE JACKETS	3	4	6	0	13

CANUCKS

Power Play: 5-17 29.4% Penalty Killing: 16-19 84.2%

CANUCKS

	GP	G	A	P	+/-	PIM	PP	SH
Kevin Bieksa	4	3	1	4	1	9	1	0
Henrik Sedin	4	1	3	4	-5	2	1	0
Kyle Wellwood	4	2	1	3	1	0	2	0
Ryan Kesler	4	1	2	3	-1	5	0	0
Mats Sundin	2	1	2	3	2	0	0	0
Alexander Edler	4	0	3	3	-3	2	0	0
Daniel Sedin	4	0	3	3	-3	2	0	0
Alex Burrows	4	1	1	2	-2	6	0	0
Steve Bernier	4	1	0	1	-3	2	0	0
Taylor Pyatt	4	1	0	1	-1	0	0	0
Sami Salo	2	1	0	1	-1	2	1	0
Willie Mitchell	4	0	1	1	2	6	0	0
Mattias Ohlund	4	0	1	1	-2	2	0	0
Pavol Demitra	3	0	1	1	2	4	0	0
Jannik Hansen	3	0	1	1	E	2	0	0
Mason Raymond	3	0	1	1	E	2	0	0
Shane O'Brien	4	0	0	0	-1	9	0	0
Ryan Johnson	3	0	0	0	E	0	0	0
Mike Brown	2	0	0	0	E	10	0	0
Darcy Hordichuk	2	0	0	0	E	5	0	0
Rob Davison	1	0	0	0	-1	12	0	0
Jason Jaffray	1	0	0	0	E	0	0	0
Jason Krog	1	0	0	0	E	2	0	0
Lawrence Nycholat	1	0	0	0	-1	0	0	0

CANUCKS

	GPI	MIN	W-L-O	GA	SA	SV	GAA	SV%
Roberto Luongo	3	184	1-1-1	9	80	71	2.94	.888
Curtis Sanford	1	20	0-0-0	0	11	11	0.00	1.000
Cory Schneider	1	39	0-1-0	3	18	15	4.65	.833

ATTENDANCE

18,630 Luongo/Mason
18,630 Luongo/Mason

GOALTENDER

Luongo/Mason
Luongo/Mason

W GOAL

Ryan Kesler
Jason Williams

ATTENDANCE

13,299 Sanford, Schneider/Mason
12,057 Luongo/Leclaire

GOALTENDER

Sanford, Schneider/Mason
Luongo/Leclaire

W GOAL

Kristian Huselius
Derek Dorsett

SHOTS BY PERIOD

	1st	2nd	3rd	OT	TOTAL
CANUCKS	36	30	50	1	117
BLUE JACKETS	27	37	43	3	110

BLUE JACKETS

Power Play: 3-19 15.8% Penalty Killing: 12-17 70.6%

BLUE JACKETS

	GP	G	A	P	+/-	PIM	PP	SH
Rick Nash	4	3	5	8	2	8	0	0
Kristian Huselius	4	2	3	5	-1	0	1	0
Manny Malhotra	4	1	3	4	1	4	0	0
Mike Commodore	4	1	2	3	6	2	0	0
Marc Methot	4	0	2	2	-2	2	0	0
Jakub Voracek	4	0	2	2	-1	2	0	0
Andrew Murray	4	1	0	1	1	0	0	0
Derek Dorsett	3	1	0	1	1	22	0	0
Raffi Torres	3	1	0	1	E	0	0	0
Jason Chimera	2	1	0	1	E	0	0	0
Fredrik Modin	2	1	0	1	E	4	1	0
Jason Williams	2	1	0	1	-1	2	1	0
Jan Hejda	4	0	1	1	5	0	0	0
R.J. Umberger	4	0	1	1	2	5	0	0
Jared Boll	3	0	1	1	2	10	0	0
Michael Peca	3	0	1	1	1	0	0	0
Kris Russell	3	0	1	1	-1	2	0	0
Derick Brassard	2	0	1	1	E	0	0	0
Fedor Tyutin	4	0	0	0	-1	6	0	0
Christian Backman	2	0	0	0	-1	0	0	0
Nikita Filatov	1	0	0	0	E	0	0	0
Chris Gratton	1	0	0	0	E	2	0	0
Rostislav Klesla	1	0	0	0	1	0	0	0
Jiri Novotny	1	0	0	0	2	2	0	0
Alexandre Picard	1	0	0	0	E	17	0	0
Aaron Rome	1	0	0	0	E	0	0	0
Ole-Kristian Tollefsen	1	0	0	0	-1	0	0	0

BLUE JACKETS

	GPI	MIN	W-L-O	GA	SA	SV	GAA	SV%
Steve Mason	3	185	2-1-0	10	92	82	3.24	.891
Pascal Leclaire	1	60	1-0-0	2	25	23	2.00	.920

LAST

Last Home Win:
Last Road Win:
Last Shutout:

VANCOUVER

Mar. 1/09 (3-1)
Oct. 21/07 (4-1)
Nov. 29/07

COLUMBUS

Dec. 1/08 (3-2)
Jan. 18/09 (6-5 SO)
None

Last Tie Game:

Roberto Luongo (2-0)
Feb. 5/03 (4-4 @ CBJ)

Last Shootout:

Jan. 18/09 (6-5 L @ VAN)

Last Hat Trick:

None

Most Goals:

7 - Twice

Canucks in OT:

2-2-4

Canucks in SO:

0-2

None

6 - Three times



2008.09 SEASON SUMMARY 2 WINS

AT VANCOUVER

Mar. 17/09	Canucks 4	Stars 2
Jan. 4/09	Canucks 2	Stars 3 (SO)

AT DALLAS

Mar. 24/09	Canucks 5	Stars 2
Feb. 13/09	Canucks 1	Stars 2

GOALS BY PERIOD

	1st	2nd	3rd	OT	TOTAL
CANUCKS	6	3	3	0	12
STARS	3	3	2	0	8

CANUCKS

Power Play: 5-15	33.3%	Penalty Killing: 15-18	83.3%
------------------	-------	------------------------	-------

CANUCKS

	GP	G	A	P	+/-	PIM	PP	SH
Ryan Kesler	4	3	1	4	E	2	1	0
Henrik Sedin	4	2	2	4	E	0	1	0
Daniel Sedin	4	2	1	3	-2	2	2	0
Steve Bernier	4	1	2	3	3	0	0	0
Mats Sundin	3	1	2	3	E	0	1	0
Kevin Bieksa	4	0	3	3	-1	4	0	0
Pavol Demitra	4	0	3	3	E	2	0	0
Kyle Wellwood	4	1	1	2	2	0	0	0
Sami Salo	3	0	2	2	-1	0	0	0
Darcy Hordichuk	4	1	0	1	1	6	0	0
Taylor Pyatt	3	1	0	1	-1	4	0	0
Alex Burrows	4	0	1	1	E	13	0	0
Shane O'Brien	3	0	1	1	1	0	0	0
Mason Raymond	3	0	1	1	1	0	0	0
Alexandre Bolduc	1	0	1	1	1	0	0	0
Jason Jaffray	1	0	1	1	1	0	0	0
Ossi Vaananen	1	0	1	1	-1	0	0	0
Alexander Edler	4	0	0	0	1	2	0	0
Willie Mitchell	4	0	0	0	1	4	0	0
Mattias Ohlund	4	0	0	0	2	4	0	0
Ryan Johnson	3	0	0	0	E	0	0	0
Jannik Hansen	2	0	0	0	E	0	0	0
Lawrence Nycholat	1	0	0	0	2	0	0	0

CANUCKS

Roberto Luongo	2	120	2-0-0	4	63	59	2.00	.937
Jason LaBarbera	2	123	0-1-1	4	66	62	1.95	.939

LAST

Last Home Win:
Last Road Win:
Last Shutout:

Last Tie Game:

Last Shootout:

Last Hat Trick:

Most Goals:

Canucks in OT:

Canucks in SO:

VANCOUVER

Mar. 17/09 (4-2)
Mar. 24/09 (5-2)
Jan. 10/99
Corey Hirsch (2-0)

Mar. 8/00 (3-3 @ DAL)

Jan. 4/09 (3-2 L @ VAN)

Todd Bertuzzi

Mar. 17/03

9 - Three times

1-4-12

1-1

DALLAS

Feb. 13/09 (2-1)

Jan. 4/09 (3-2 SO)

Mar. 18/04

Marty Turco (3-0)

Brian Bellows

Nov. 23/90

10 - Twice

1 LOSS

1 OT

ATTENDANCE GOALTENDER

18,630	Luongo/Turco
18,630	LaBarbera/Turco

ATTENDANCE GOALTENDER

17,276	Luongo/Turco
18,532	LaBarbera/Turco

SHOTS BY PERIOD

	1st	2nd	3rd	OT	TOTAL
CANUCKS	35	41	38	1	115
STARS	43	38	42	6	129

STARS

Power Play: 3-18	16.7%	Penalty Killing: 10-15	66.7%
------------------	-------	------------------------	-------

STARS

	GP	G	A	P	+/-	PIM	PP	SH
Mike Modano	4	1	3	4	-1	0	0	0
James Neal	4	2	1	3	E	2	1	0
Loui Eriksson	4	1	2	3	1	2	1	0
Mike Ribeiro	4	1	1	2	-2	0	1	0
Matt Niskanen	4	0	2	2	E	2	0	0
Steve Ott	4	1	0	1	-2	11	0	0
Joel Lundqvist	2	1	0	1	E	0	0	0
Brendan Morrison	2	1	0	1	E	0	0	0
Nicklas Grossman	4	0	1	1	-2	0	0	0
Jere Lehtinen	4	0	1	1	-1	0	0	0
Stephane Robidas	4	0	1	1	E	8	0	0
Chris Conner	3	0	1	1	-1	6	0	0
Steve Begin	2	0	1	1	1	0	0	0
Mark Fistric	2	0	1	1	E	4	0	0
Trevor Daley	4	0	0	0	2	4	0	0
Darryl Sydor	4	0	0	0	-1	0	0	0
Krystofer Barch	3	0	0	0	E	0	0	0
Brian Sutherby	3	0	0	0	-1	0	0	0
Fabian Brunstrom	2	0	0	0	-2	2	0	0
Andrew Hutchinson	2	0	0	0	-2	0	0	0
Toby Petersen	2	0	0	0	1	0	0	0
Brad Richards	2	0	0	0	E	0	0	0
Mark Parrish	1	0	0	0	E	0	0	0
Tom Wandell	1	0	0	0	-1	0	0	0
Landon Wilson	1	0	0	0	E	0	0	0

STARS

Marty Turco	4	241	2-2-0	11	114	103	2.74	.904
-------------	---	-----	-------	----	-----	-----	------	------



2008.09 SEASON SUMMARY 2 WINS

AT VANCOUVER

Nov. 24/08	Canucks 3	Red Wings 2 (OT)
Nov. 2/08	Canucks 2	Red Wings 3

AT DETROIT

Dec. 4/08	Canucks 5	Red Wings 6
Oct. 16/08	Canucks 4	Red Wings 3 (OT)

GOALS BY PERIOD	1st	2nd	3rd	OT	TOTAL
CANUCKS	3	4	5	2	14
RED WINGS	5	5	4	0	14

CANUCKS

Power Play: 2-17	11.8%	Penalty Killing: 12-19	63.2%
------------------	-------	------------------------	-------

CANUCKS	GP	G	A	P	+/-	PIM	PP	SH
Daniel Sedin	4	1	4	5	4	0	0	0
Mason Raymond	4	2	2	4	4	4	0	0
Sami Salo	4	1	3	4	4	2	1	0
Alex Burrows	4	2	1	3	2	6	0	0
Henrik Sedin	4	2	1	3	2	6	0	0
Shane O'Brien	4	0	3	3	E	4	0	0
Pavol Demitra	3	0	3	3	1	0	0	0
Taylor Pyatt	4	2	0	2	E	2	0	0
Kyle Wellwood	3	2	0	2	2	0	1	0
Alexander Edler	4	0	2	2	1	2	0	0
Willie Mitchell	4	0	2	2	1	6	0	0
Mattias Ohlund	4	0	2	2	3	4	0	0
Ryan Kesler	4	1	0	1	1	0	0	0
Jannik Hansen	3	1	0	1	2	0	0	0
Steve Bernier	4	0	1	1	E	0	0	0
Kevin Bieksa	2	0	1	1	1	4	0	0
Darcy Hordichuk	3	0	0	0	E	5	0	0
Ryan Johnson	3	0	0	0	E	0	0	0
Mike Brown	2	0	0	0	-1	5	0	0
Rob Davison	1	0	0	0	-1	0	0	0
Jason Jaffray	1	0	0	0	-1	0	0	0
Jason Krog	1	0	0	0	E	0	0	0
Lawrence Nycholat	1	0	0	0	E	2	0	0
Rick Rypien	1	0	0	0	E	0	0	0

CANUCKS	GPI	MIN	W-L-O	GA	SA	SV	GAA	SV%
Roberto Luongo	2	119	1-1-0	6	58	52	3.03	.897
Curtis Sanford	2	109	1-1-0	8	67	59	4.42	.881
Cory Schneider	1	13	0-0-0	0	5	5	0.00	1.00

2 LOSSES

0 OT

ATTENDANCE

18,630	Sanford/Osgood
18,630	Luongo/Osgood

GOALTENDER

Sanford/Osgood
Luongo/Osgood

W GOAL

Sami Salo
Henrik Zetterberg

ATTENDANCE

19,116	Sanford, Schneider/Osgood
19,011	Luongo/Osgood

GOALTENDER

Sanford, Schneider/Osgood
Luongo/Osgood

W GOAL

Daniel Cleary
Alex Burrows

SHOTS BY PERIOD	1st	2nd	3rd	OT	TOTAL
CANUCKS	26	32	38	9	105
RED WINGS	38	55	37	0	130

RED WINGS

Power Play: 7-19	36.8%	Penalty Killing: 15-17	88.2%
------------------	-------	------------------------	-------

RED WINGS	GP	G	A	P	+/-	PIM	PP	SH
Nicklas Lidstrom	4	1	5	6	-1	0	0	0
Jiri Hudler	4	2	2	4	-2	0	0	0
Brian Rafalski	4	2	2	4	-1	2	2	0
Mikael Samuelsson	4	2	2	4	-1	2	1	0
Pavel Datsyuk	4	1	3	4	1	2	1	0
Daniel Cleary	3	3	0	3	-3	4	1	0
Henrik Zetterberg	3	1	2	3	-3	0	1	0
Valtteri Filppula	4	0	2	2	-2	2	2	0
Marian Hossa	4	0	2	2	1	2	0	0
Andreas Lilja	4	0	2	2	E	0	0	0
Derek Meech	3	1	0	1	-1	2	0	0
Tomas Holmstrom	2	1	0	1	0	0	1	0
Tomas Kopecky	4	0	1	1	1	2	0	0
Niklas Kronwall	4	0	1	1	-5	2	0	0
Kirk Maltby	4	0	1	1	-1	2	0	0
Brett Lebda	3	0	1	1	E	2	0	0
Kris Draper	4	0	0	0	-3	4	0	0
Brad Stuart	4	0	0	0	-3	2	0	0
Johan Franzén	3	0	0	0	-1	8	0	0
Darren McCarty	2	0	0	0	E	10	0	0
Darren Helm	1	0	0	0	E	0	0	0

RED WINGS	GPI	MIN	W-L-O	GA	SA	SV	GAA	SV%
Chris Osgood	4	243	2-0-2	14	105	91	3.46	.867

LAST

Last Home Win:	Nov. 24/08 (3-2 OT)
Last Road Win:	Oct. 16/08 (4-3 OT)
Last Shutout:	Dec. 15/01

LAST TIE GAME:

Last Tie Game:	Mar. 13/01 (2-2 @ DET)
Last Shootout:	Jan. 17/08 (3-2 L @ DET)

LAST HAT TRICK:

Last Hat Trick:	Todd Bertuzzi
Nov. 13/05	

MOST GOALS:

Most Goals:	9 - Twice
-------------	-----------

CANUCKS IN OT:

Canucks in OT:	4-2-10
Canucks in SO:	0-1

VANCOUVER

Nov. 24/08 (3-2 OT)
Oct. 16/08 (4-3 OT)
Dec. 15/01
Dan Cloutier (3-0)
Mar. 13/01 (2-2 @ DET)
Jan. 17/08 (3-2 L @ DET)
Todd Bertuzzi
Nov. 13/05

DETROIT

Dec. 4/08 (6-5)
Nov. 2/08 (3-2)
Jan. 14/98
Chris Osgood (4-0)

DINO CICARELLI

Apr. 5/94
11 - Feb. 27/85
VAN 5 @ DET 11



2008.09 SEASON SUMMARY 3 WINS

AT VANCOUVER

Dec. 26/08	Canucks 2	Oilers 3
Dec. 17/08	Canucks 4	Oilers 2
Oct. 25/08	Canucks 6	Oilers 3

AT EDMONTON

Apr. 4/09	Canucks 3	Oilers 5
Jan. 7/09	Canucks 4	Oilers 2
Dec. 13/08	Canucks 0	Oilers 3

GOALS BY PERIOD

	1st	2nd	3rd	OT	TOTAL
CANUCKS	1	9	9	-	19
OILERS	2	9	7	-	18

CANUCKS

Power Play: 7-29 24.1% Penalty Killing: 27-32 84.4%

CANUCKS	GP	G	A	P	+/-	PIM	PP	SH
Steve Bernier	6	2	4	6	E	0	0	0
Ryan Kesler	6	1	5	6	3	2	0	0
Alex Burrows	6	2	3	5	-2	18	0	0
Daniel Sedin	6	2	3	5	E	2	1	0
Mason Raymond	6	4	0	4	3	4	2	0
Kyle Wellwood	6	3	1	4	-1	0	3	0
Jamnik Hansen	4	3	1	4	3	0	0	0
Kevin Bieksa	6	0	4	4	-2	10	0	0
Alexander Edler	6	0	4	4	-1	2	0	0
Pavol Demitra	5	1	1	2	-2	0	0	0
Willie Mitchell	6	0	2	2	-1	8	0	0
Henrik Sedin	6	0	2	2	-2	4	0	0
Jason Krog	1	1	0	1	E	0	1	0
Mattias Ohlund	6	0	1	1	3	20	0	0
Sami Salo	2	0	1	1	-1	0	0	0
Mats Sundin	2	0	1	1	1	0	0	0
Darcy Hordichuk	6	0	0	0	-2	11	0	0
Shane O'Brien	6	0	0	0	E	19	0	0
Rob Davison	4	0	0	0	E	12	0	0
Taylor Pyatt	4	0	0	0	-1	6	0	0
Mike Brown	2	0	0	0	-1	22	0	0
Jason Jaffray	2	0	0	0	E	0	0	0
Ryan Johnson	2	0	0	0	-1	0	0	0
Alexandre Bolduc	1	0	0	0	E	2	0	0
Rick Rypien	1	0	0	0	-1	5	0	0

CANUCKS GPI MIN W-L-O GA SA SV GAA SV%

Jason LaBarbera	1	60	1-0-0	2	25	23	2.01	.920
Curtis Sanford	3	178	1-2-0	8	76	68	2.70	.895
Roberto Luongo	2	119	1-1-0	7	52	45	3.52	.865

LAST

Last Home Win:

Last Road Win:

Last Shutout:

Last Tie Game:

Last Shootout:

Last Hat Trick:

Most Goals:

Canucks in OT:

Canucks in SO:

VANCOUVER

Dec. 17/08 (4-2)

Jan. 7/09 (4-2)

Dec. 20/03

Dan Cloutier (3-0)

Jan. 30/03 (3-3 @ VAN)

Dec. 15/07 (2-1L @ EDM)

Daniel Sedin

Feb. 6/07

9 - Nov. 21/92

VAN 9 vs EDM 0

12-6-18

1-4

EDMONTON

Apr. 4/09 (5-3)

Dec. 26/08 (3-2)

Dec. 13/08

Dwayne Roloson (3-0)

Mike Grier

Mar. 20/99

13 - Nov. 8/85

VAN 0 @ EDM 13

3 LOSSES

0 OT

ATTENDANCE GOALTENDER

18,630	Sanford/Roloson
18,630	Sanford/Roloson
18,630	Luongo/Garon

W GOAL

Sheldon Souray
Daniel Sedin
Kyle Wellwood

ATTENDANCE GOALTENDER

16,839	Luongo/Roloson
16,839	LaBarbera/Roloson
16,839	Sanford/Roloson

W GOAL

Sheldon Souray
Steve Bernier
Dustin Penner

SHOTS BY PERIOD

	1st	2nd	3rd	OT	TOTAL
CANUCKS	41	75	61	-	177
OILERS	51	60	43	-	154

OILERS

Power Play: 5-32 15.6% Penalty Killing: 22-29 75.9%

OILERS	GP	G	A	P	+/-	PIM	PP	SH
Ales Hemsky	5	2	5	7	2	2	0	0
Robert Nilsson	6	3	2	5	-2	0	1	0
Sam Gagner	6	2	3	5	2	4	1	0
Sheldon Souray	6	2	3	5	E	11	2	0
Shawn Horcoff	6	1	3	4	2	2	1	0
Denis Grebeshkov	6	2	1	3	-1	4	0	0
Dustin Penner	6	2	1	3	E	2	0	0
Andrew Coglian	6	0	3	3	-1	2	0	0
Lubomir Visnovsky	5	0	3	3	-1	2	0	0
Steve Staios	6	1	1	2	3	2	0	0
Erik Cole	5	1	0	1	-2	23	0	0
Marc-Antoine Pouliot	5	1	0	1	1	4	0	0
Ales Kotalik	1	1	0	1	2	0	0	0
Patrick O'Sullivan	1	0	1	1	1	0	0	0
Kyle Brodziak	6	0	0	0	-2	9	0	0
Tom Gilbert	6	0	0	0	-2	2	0	0
Zachery Stortini	6	0	0	0	-1	28	0	0
Jason Strudwick	6	0	0	0	E	5	0	0
Ethan Moreau	5	0	0	0	1	12	0	0
Ladislav Smid	4	0	0	0	2	0	0	0
Gilbert Brule	1	0	0	0	-2	0	0	0
Steve MacIntyre	1	0	0	0	E	7	0	0
Theo Peckham	1	0	0	0	E	2	0	0
Fernando Pisani	1	0	0	0	E	0	0	0
Liam Reddox	1	0	0	0	E	0	0	0

OILERS GPI MIN W-L-O GA SA SV GAA SV%

Dwayne Roloson	5	297	3-2-0	11	145	134	2.22	.924
Mathieu Garon	1	60	0-1-0	6	30	24	6.00	.800



2008.09 SEASON SUMMARY

1 WIN

0 LOSSES

0 OT

AT VANCOUVER

Dec. 14/08

Canucks 5

Panthers 3

GOALS BY PERIOD

	1st	2nd	3rd	OT	TOTAL
CANUCKS	1	4	0	-	5
PANTHERS	2	0	1	-	3

CANUCKS

Power Play: 2-6 33.3% Penalty Killing: 5-5 100.0%

CANUCKS	GP	G	A	P	+/-	PIM	PP	SH
Pavol Demitra	1	2	0	2	E	0	1	0
Ryan Kesler	1	1	1	2	1	0	0	1
Darcy Hordichuk	1	1	0	1	1	0	0	0
Kyle Wellwood	1	1	0	1	E	0	1	0
Kevin Bieksa	1	0	1	1	E	0	0	0
Alexander Edler	1	0	1	1	1	2	0	0
Mason Raymond	1	0	1	1	E	0	0	0
Henrik Sedin	1	0	1	1	-1	2	0	0
Daniel Sedin	1	0	1	1	-1	2	0	0
Steve Bernier	1	0	0	0	E	0	0	0
Mike Brown	1	0	0	0	E	5	0	0
Alex Burrows	1	0	0	0	E	0	0	0
Rob Davison	1	0	0	0	-1	0	0	0
Jannik Hansen	1	0	0	0	-1	0	0	0
Willie Mitchell	1	0	0	0	-1	2	0	0
Shane O'Brien	1	0	0	0	1	5	0	0
Mattias Ohlund	1	0	0	0	E	0	0	0
Taylor Pyatt	1	0	0	0	E	2	0	0

CANUCKS	GPI	MIN	W-L-O	GA	SA	SV	GAA	SV%
Cory Schneider	1	60	1-0-0	3	21	18	3.00	.857

ATTENDANCE GOALTENDER

18,630

Schneider/Anderson

W GOAL

Kyle Wellwood

SHOTS BY PERIOD

	1st	2nd	3rd	OT	TOTAL
CANUCKS	7	18	5	-	30
PANTHERS	7	5	9	-	21

PANTHERS

Power Play: 0-5 0.0% Penalty Killing: 4-6 66.7%

PANTHERS	GP	G	A	P	+/-	PIM	PP	SH
Michael Frolik	1	1	1	2	E	0	0	0
Jay Bouwmeester	1	1	0	1	E	0	0	0
Nick Boynton	1	1	0	1	E	0	0	0
Radek Dvorak	1	0	1	1	E	2	0	0
Kamil Krepis	1	0	1	1	E	0	0	0
Shawn Matthias	1	0	1	1	1	2	0	0
Ville Peltonen	1	0	1	1	E	0	0	0
Keith Ballard	1	0	0	0	E	2	0	0
Gregory Campbell	1	0	0	0	-2	5	0	0
Jassen Cullimore	1	0	0	0	1	0	0	0
Bryan McCabe	1	0	0	0	-1	2	0	0
Brett McLean	1	0	0	0	E	0	0	0
Michal Repik	1	0	0	0	E	0	0	0
Karlis Skrastins	1	0	0	0	E	2	0	0
Anthony Stewart	1	0	0	0	E	5	0	0
Cory Stillman	1	0	0	0	-1	0	0	0
Nick Tarnasky	1	0	0	0	1	2	0	0
Stephen Weiss	1	0	0	0	1	0	0	0

PANTHERS	GPI	MIN	W-L-O	GA	SA	SV	GAA	SV%
Craig Anderson	1	59	0-1-0	5	30	25	5.10	.833

LAST

Last Home Win:

Last Road Win:

Last Shutout:

Garth Snow (5-0)

Jan. 11/04 (2-2 @ VAN)

Feb. 1/08 (3-4L @ FLA)

None

Most Goals:

7-Jan. 3/96

VAN 7 @ FLA 2

Canucks in OT:

Canucks in SO:

VANCOUVER

Dec. 14/08 (5-3)

Nov. 30/02 (5-2)

Oct. 23/98

Garth Snow (5-0)

Jan. 11/04 (2-2 @ VAN)

Feb. 1/08 (3-4L @ FLA)

None

FLORIDA

Feb. 1/08 (4-3 SO)

Mar. 7/94 (2-1)

None

Ray Sheppard

Mar. 13/97

5-Twice



2008-09 SEASON SUMMARY 3 WINS

AT VANCOUVER

Apr. 9/09	Canucks 1	Kings 0
Mar. 13/09	Canucks 4	Kings 2

AT LOS ANGELES

Mar. 9/09	Canucks 2	Kings 3
Oct. 30/08	Canucks 4	Kings 0

GOALS BY PERIOD

	1st	2nd	3rd	OT	TOTAL
CANUCKS	4	3	4	-	11
KINGS	2	1	2	-	5

CANUCKS

Power Play: 4-21	19.0%	Penalty Killing: 19-21	90.5%
------------------	-------	------------------------	-------

CANUCKS

	GP	G	A	P	+/-	PIM	PP	SH
Henrik Sedin	4	2	3	5	1	2	0	0
Daniel Sedin	4	1	3	4	2	0	1	0
Taylor Pyatt	3	2	1	3	3	2	0	0
Sami Salo	4	0	3	3	1	2	0	0
Alex Burrows	4	2	0	2	2	8	0	0
Ryan Kesler	4	1	1	2	-1	0	1	0
Mats Sundin	3	1	1	2	-2	2	1	0
Kevin Bieksa	4	0	2	2	E	4	0	0
Alexander Edler	4	0	2	2	3	4	0	0
Willie Mitchell	4	0	2	2	3	2	0	0
Mason Raymond	4	1	0	1	2	0	0	0
Kyle Wellwood	4	1	0	1	2	0	1	0
Ryan Johnson	4	0	1	1	1	2	0	0
Pavol Demitra	3	0	1	1	-1	0	0	0
Jannik Hansen	1	0	1	1	0	0	0	0
Steve Bernier	4	0	0	0	1	4	0	0
Darcy Hordichuk	4	0	0	0	E	7	0	0
Shane O'Brien	4	0	0	0	-1	9	0	0
Mattias Ohlund	4	0	0	0	2	6	0	0
Mike Brown	1	0	0	0	E	0	0	0
Rick Ryphen	1	0	0	0	E	0	0	0

CANUCKS

Roberto Luongo	4	238	3-1-0	5	96	91	1.26	.948
----------------	---	-----	-------	---	----	----	------	------

LAST

Last Home Win:
Last Road Win:
Last Shutout:

Last Tie Game:
Last Shootout:
Last Hat Trick:

Most Goals:

Canucks in OT:

Canucks in SO:

VANCOUVER

Apr. 9/09 (1-0)
Oct. 30/08 (4-0)
Apr. 9/09

Roberto Luongo (1-0)

Mar. 3/04 (5-5 @ COL)
Dec. 19/05 (4-3 L @ VAN)

Alex Burrows

Mar. 27/06

11 - Nov. 25/86

VAN 11 vs LA 5

5-4-21

0-1

LOS ANGELES

Mar. 9/09 (3-2)
Jan. 19/08 (4-3)
Apr. 3/06

Mathieu Garon (1-0)

Yanic Perrault

Nov. 11/97

12 - Nov. 11/97

Van 1 @ LA 12

1 LOSS

0 OT

ATTENDANCE GOALTENDER

18,630	Luongo/Quick	W GOAL
18,630	Luongo/Quick	Ryan Kesler
		Henrik Sedin

ATTENDANCE GOALTENDER

16,995	Luongo/Quick	W GOAL
13,652	Luongo/LaBarbera	Jarret Stoll
		Daniel Sedin

SHOTS BY PERIOD

	1st	2nd	3rd	OT	TOTAL
CANUCKS	47	28	25	-	100
KINGS	29	35	32	-	96

KINGS

Power Play: 2-21	9.5%	Penalty Killing: 17-21	81.0%
------------------	------	------------------------	-------

KINGS

	GP	G	A	P	+/-	PIM	PP	SH
Jarret Stoll	3	2	1	3	-4	0	2	0
Alexander Frolov	4	1	1	2	-2	2	0	0
Anze Kopitar	4	1	1	2	E	4	0	0
Edward Purcell	3	0	2	2	1	0	0	0
Denis Jr. Gauthier	4	1	0	1	-1	8	0	0
Dustin Brown	4	0	1	1	E	6	0	0
Oscar Moller	3	0	1	1	-2	2	0	0
Kyle Quincey	3	0	1	1	-4	0	0	0
Drew Doughty	4	0	0	0	-3	4	0	0
Matt Greene	4	0	0	0	-1	2	0	0
Michal Handzus	4	0	0	0	E	2	0	0
Peter Harrold	4	0	0	0	E	2	0	0
Sean O'Donnell	4	0	0	0	-1	0	0	0
Wayne Simmonds	4	0	0	0	E	2	0	0
Derek Armstrong	3	0	0	0	E	4	0	0
Kyle Calder	3	0	0	0	-1	2	0	0
Raitis Ivanans	3	0	0	0	-1	0	0	0
Jack Johnson	3	0	0	0	E	0	0	0
Kevin Westgarth	2	0	0	0	E	9	0	0
Brian Boyle	1	0	0	0	E	2	0	0
Davis Drewiske	1	0	0	0	E	0	0	0
Matt Moulson	1	0	0	0	E	0	0	0
Patrick O'Sullivan	1	0	0	0	E	0	0	0
Justin Williams	1	0	0	0	E	0	0	0
John Zeiler	1	0	0	0	E	5	0	0

KINGS

Jonathan Quick	3	177	1-2-0	7	82	75	2.37	.915
Jason LaBarbera	1	60	0-1-0	4	18	14	4.00	.778



2008.09 SEASON SUMMARY

5 WINS

0 LOSSES

1 OT

AT VANCOUVER

Mar. 3/09	Canucks 4	Wild 2
Jan. 31/09	Canucks 3	Wild 4 (OT)
Nov. 8/08	Canucks 2	Wild 0

AT MINNESOTA

Mar. 31/09	Canucks 2	Wild 1 (OT)
Dec. 5/08	Canucks 2	Wild 1
Nov. 20/08	Canucks 3	Wild 2

GOALS BY PERIOD

	1st	2nd	3rd	OT	TOTAL
CANUCKS	3	7	5	1	16
WILD	4	3	2	1	10

CANUCKS

Power Play: 6-19	31.6%	Penalty Killing: 17-20	85.0%
------------------	-------	------------------------	-------

CANUCKS	GP	G	A	P	+/-	PIM	PP	SH
Henrik Sedin	6	1	8	9	3	0	0	0
Kevin Bieksa	5	1	5	6	1	4	1	0
Daniel Sedin	6	2	3	5	3	6	0	0
Pavol Demitra	4	3	1	4	-1	0	2	0
Alexander Edler	6	1	3	4	E	0	0	0
Ryan Kesler	6	2	1	3	-1	9	2	0
Steve Bernier	6	2	0	2	1	0	0	0
Alex Burrows	6	2	0	2	1	4	0	0
Sami Salo	5	1	1	2	1	4	1	0
Willie Mitchell	6	0	2	2	4	6	0	0
Mats Sundin	3	0	2	2	-1	4	0	0
Jason Jaffray	1	1	0	1	1	5	0	0
Darcy Hordichuk	6	0	1	1	E	19	0	0
Mattias Ohlund	6	0	1	1	1	2	0	0
Kyle Wellwood	6	0	1	1	E	0	0	0
Shane O'Brien	5	0	1	1	1	7	0	0
Jannik Hansen	3	0	1	1	1	0	0	0
Taylor Pyatt	6	0	0	0	1	2	0	0
Ryan Johnson	5	0	0	0	-1	0	0	0
Mason Raymond	4	0	0	0	2	0	0	0
Mike Brown	2	0	0	0	-1	2	0	0
Rob Davison	2	0	0	0	-1	0	0	0
Lawrence Nycholat	1	0	0	0	E	0	0	0
Michel Ouellet	1	0	0	0	E	0	0	0
Rick Rypien	1	0	0	0	E	0	0	0

CANUCKS	GPI	MIN	W-L-O	GA	SA	SV	GAA	SV%
Roberto Luongo	4	245	3-0-1	7	109	102	1.72	.936
Cory Schneider	1	60	1-0-0	1	17	16	1.00	.941
Curtis Sanford	1	60	1-0-0	2	30	28	2.00	.933

ATTENDANCE GOALTENDER

18,630	Luongo/Backstrom	Steve Bernier
18,630	Luongo/Backstrom	Marc-Andre Bergeron
18,630	Luongo/Backstrom	Sami Salo

ATTENDANCE GOALTENDER

18,568	Luongo/Backstrom	Henrik Sedin
18,568	Schneider/Backstrom	Jason Jaffray
18,568	Sanford/Backstrom	Daniel Sedin

SHOTS BY PERIOD

	1st	2nd	3rd	OT	TOTAL
CANUCKS	56	76	44	2	178
WILD	48	50	51	7	156

WILD

Power Play: 3-20	15.0%	Penalty Killing: 13-19	68.4%
------------------	-------	------------------------	-------

WILD	GP	G	A	P	+/-	PIM	PP	SH
Mikko Koivu	6	4	1	5	E	2	1	1
Pierre-Marc Bouchard	5	0	4	4	-2	0	0	0
Marc-Andre Bergeron	6	2	1	3	1	0	1	0
Marek Zidlicky	6	1	1	2	-2	4	1	0
Antti Miettinen	6	0	2	2	2	2	0	0
Eric Belanger	6	1	0	1	1	0	0	0
Dan Fritsche	3	1	0	1	E	0	0	0
Marian Gaborik	1	1	0	1	E	0	0	0
Andrew Brunette	6	0	1	1	-2	2	0	0
Kim Johnsson	6	0	1	1	-3	4	0	0
Nick Schultz	6	0	1	1	E	2	0	0
Martin Skoula	6	0	1	1	-3	0	0	0
Stephane Veilleux	6	0	1	1	-4	6	0	0
Brent Burns	4	0	1	1	-1	9	0	0
Colton Gillies	3	0	1	1	1	4	0	0
Cal Clutterbuck	6	0	0	0	-2	15	0	0
James Sheppard	6	0	0	0	-4	7	0	0
Owen Nolan	5	0	0	0	2	2	0	0
Derek Boogaard	3	0	0	0	E	21	0	0
Benoit Pouliot	3	0	0	0	-1	0	0	0
Erik Reitz	3	0	0	0	-1	9	0	0
Peter Olvecky	2	0	0	0	2	0	0	0
Craig Weller	2	0	0	0	E	0	0	0
Krystofer Kolanos	1	0	0	0	E	0	0	0
John Scott	1	0	0	0	E	0	0	0

WILD	GPI	MIN	W-L-O	GA	SA	SV	GAA	SV%
Niklas Backstrom	6	362	1-4-1	16	178	162	2.65	.910

LAST

Last Home Win:
Last Road Win:
Last Shutout:

Last Tie Game:
Last Shootout:
Last Hat Trick:

Most Goals:
Canucks in OT:
Canucks in SO:

VANCOUVER

Mar. 3/09 (4-2)
Mar. 31/09 (2-1 OT)
Nov. 8/08

Roberto Luongo (2-0)
Mar. 10/04 (1-1 @ VAN)
Feb. 14/08 (5-4 L @ VAN)

Markus Naslund
Nov. 21/07
6 - Nov. 16/07

6-3-8
1-3

MINNESOTA

Mar. 28/08 (4-0)
Jan. 31/09 (4-3 OT)
Mar. 28/08

Niklas Backstrom (4-0)

Marian Gaborik
Dec. 7/02

6 - Twice



2008.09 SEASON SUMMARY

1 WIN

1 LOSS

0 OT

AT VANCOUVER

Feb. 15/09

Canucks 4

Canadiens 2

AT MONTREAL

Feb. 24/09

Canucks 0

Canadiens 3

GOALS BY PERIOD

	1st	2nd	3rd	OT	TOTAL
CANUCKS	2	1	1	—	4
CANADIENS	2	1	2	—	5

CANUCKS

Power Play: 0-8 0% Penalty Killing: 6-7 85.7%

CANUCKS	GP	G	A	P	+/-	PIM	PP	SH
Henrik Sedin	2	1	1	2	2	0	0	0
Daniel Sedin	2	1	1	2	2	0	0	0
Alex Burrows	2	0	2	2	2	17	0	0
Alexander Edler	2	1	0	1	E	2	0	0
Ryan Kesler	2	1	0	1	-1	2	0	0
Pavol Demitra	2	0	1	1	E	0	0	0
Mattias Ohlund	2	0	1	1	-2	0	0	0
Mats Sundin	2	0	1	1	E	0	0	0
Jannik Hansen	1	0	1	1	1	0	0	0
Steve Bernier	2	0	0	0	-2	2	0	0
Kevin Bieksa	2	0	0	0	E	2	0	0
Ryan Johnson	2	0	0	0	-1	0	0	0
Willie Mitchell	2	0	0	0	1	0	0	0
Shane O'Brien	2	0	0	0	1	17	0	0
Taylor Pyatt	2	0	0	0	-1	0	0	0
Sami Salo	2	0	0	0	-1	0	0	0
Kyle Wellwood	2	0	0	0	-1	0	0	0
Alexandre Bolduc	1	0	0	0	E	0	0	0
Darcy Hordichuk	1	0	0	0	E	0	0	0
Mason Raymond	1	0	0	0	E	2	0	0

CANUCKS	GPI	MIN	W-L-O	GA	SA	SV	GAA	SV%
Roberto Luongo	2	118	1-1-0	4	43	39	2.03	.907

LAST

Last Home Win:

Feb. 15/09 (4-2)

Last Road Win:

Jan. 16/07 (4-0)

Last Shutout:

Jan. 16/07

Last Tie Game:

Mar. 1/03 (1-1 @ MTL)

Last Shootout:

None

Last Hat Trick:

Greg Adams

Dec. 4/91

Most Goals:

7 - Feb. 9/84

VAN 7 @ MTL 6

Canucks in OT:

3-1-4

MONTREAL

Feb. 24/09 (3-0)

Nov. 30/00 (4-3)

Feb. 24/09

Jaroslav Halak (3-0 @ MTL)

Denis Savard

Feb. 10/92

11 - Mar. 8/79

VAN 1 @ MTL 11

ATTENDANCE

18,630

GOALTENDER

Luongo/Halak, Price

W GOAL

Henrik Sedin

ATTENDANCE

21,273

GOALTENDER

Luongo/Halak

W GOAL

Tomas Plekanec

SHOTS BY PERIOD

	1st	2nd	3rd	OT	TOTAL
CANUCKS	22	28	18	0	68
CANADIENS	13	15	16	0	44

CANADIENS

Power Play: 1-7 14.3% Penalty Killing: 8-8 100%

CANADIENS	GP	G	A	P	+/-	PIM	PP	SH
Saku Koivu	2	1	1	2	2	2	0	0
Tomas Plekanec	1	1	1	2	1	2	0	0
Christopher Higgins	2	0	2	2	1	0	0	0
Andrei Kostitsyn	2	1	0	1	E	2	0	0
Maxim Lapierre	2	1	0	1	E	0	0	0
Andrei Markov	2	1	0	1	-2	0	1	0
Patrice Brisebois	2	0	1	1	2	0	0	0
Roman Hamrik	2	0	1	1	1	0	0	0
Tom Kostopolous	2	0	1	1	-1	0	0	0
Alex Kovalev	2	0	1	1	1	6	0	0
Francis Bouillon	1	0	1	1	1	0	0	0
Kyle Chipchura	2	0	0	0	-2	0	0	0
Matt D'Agostini	2	0	0	0	-1	0	0	0
Mathieu Dandenault	2	0	0	0	1	0	0	0
Josh Gorges	2	0	0	0	-1	0	0	0
Michael Komisarek	2	0	0	0	-1	6	0	0
Max Pacioretty	2	0	0	0	E	0	0	0
Sergei Kostitsyn	1	0	0	0	-1	2	0	0
Georges Laraque	1	0	0	0	-1	0	0	0
Mathieu Schneider	1	0	0	0	E	0	0	0
Gregory Stewart	1	0	0	0	E	5	0	0

CANADIENS	GPI	MIN	W-L-O	GA	SA	SV	GAA	SV%
Jaroslav Halak	2	111	1-1-0	4	67	63	2.17	.940
Carey Price	1	8	0-0-0	0	1	1	0.00	1.00



2008.09 SEASON SUMMARY

3 WINS

1 LOSS

0 OT

AT VANCOUVER

Jan. 28/09	Canucks 3	Predators 5
Nov. 4/08	Canucks 4	Predators 0

AT NASHVILLE

Jan. 1/09	Canucks 2	Predators 1
Dec. 9/08	Canucks 3	Predators 1

GOALS BY PERIOD	1st	2nd	3rd	OT	TOTAL
CANUCKS	2	4	6	—	12
PREDATORS	2	3	2	—	7

CANUCKS

Power Play: 4-22 18.2% Penalty Killing: 19-23 82.6%

CANUCKS	GP	G	A	P	+/-	PIM	PP	SH
Henrik Sedin	4	0	4	4	2	2	0	0
Kyle Wellwood	4	2	1	3	2	0	1	0
Daniel Sedin	4	1	2	3	1	0	0	0
Kevin Bieksa	4	0	3	3	-1	4	0	0
Alex Burrows	4	2	0	2	1	11	0	0
Alexander Edler	4	1	1	2	E	4	1	0
Steve Bernier	4	0	2	2	2	0	0	0
Willie Mitchell	4	0	2	2	5	0	0	0
Mattias Ohlund	4	1	0	1	2	6	0	0
Mason Raymond	4	1	0	1	E	0	1	0
Pavol Demitra	2	1	0	1	2	0	0	0
Jason Jaffray	2	1	0	1	1	5	0	0
Ryan Johnson	2	1	0	1	2	2	0	0
Sami Salo	2	1	0	1	2	2	1	0
Ryan Kesler	4	0	1	1	1	7	0	0
Taylor Pyatt	3	0	1	1	E	4	0	0
Darcy Hordichuk	4	0	0	0	1	7	0	0
Shane O'Brien	4	0	0	0	E	19	0	0
Jannik Hansen	3	0	0	0	1	0	0	0
Rob Davison	2	0	0	0	1	4	0	0
Alexandre Bolduc	1	0	0	0	E	0	0	0
Mike Brown	1	0	0	0	E	0	0	0
Michel Ouellet	1	0	0	0	1	0	0	0
Mats Sundin	1	0	0	0	-2	2	0	0

CANUCKS	GPI	MIN	W-L-O	GA	SA	SV	GAA	SV%
Jason LaBarbera	1	60	1-0-0	1	32	31	1.00	.969
Curtis Sanford	1	60	1-0-0	1	21	20	1.00	.952
Roberto Luongo	2	119	1-1-0	4	61	57	2.02	.934

ATTENDANCE GOALTENDER

18,630	Luongo/Rinne	Jason-Pierre Dumont
18,630	Luongo/Ellis	Kyle Wellwood

ATTENDANCE GOALTENDER

16,502	LaBarbera/Rinne	Jason Jaffray
12,441	Sanford/Ellis	Alexander Edler

SHOTS BY PERIOD	1st	2nd	3rd	OT	TOTAL
CANUCKS	34	42	50	—	126
PREDATORS	35	49	31	—	115

PREDATORS

Power Play: 4-23 17.4% Penalty Killing: 18-22 81.8%

PREDATORS	GP	G	A	P	+/-	PIM	PP	SH
Radek Bonk	4	1	2	3	-1	0	1	0
Martin Erat	4	1	2	3	-2	6	1	0
Dan Hamhuis	4	0	3	3	-2	0	0	0
Jean-Pierre Dumont	4	1	1	2	-2	2	1	0
Ryan Suter	4	0	2	2	-2	2	0	0
Jason Arnott	4	1	0	1	-2	19	1	0
David Legwand	4	1	0	1	-3	2	0	0
Joel Ward	4	1	0	1	1	0	0	0
Rich Peverley	2	1	0	1	E	5	0	0
Vernon Fiddler	4	0	1	1	1	0	0	0
Jordin Tootoo	3	0	1	1	1	9	0	0
Ryan Jones	2	0	1	1	-3	2	0	0
Jerred Smithson	4	0	0	0	-1	2	0	0
Shea Weber	4	0	0	0	-3	10	0	0
Greg Zanon	4	0	0	0	-2	2	0	0
Wade Belak	3	0	0	0	-1	7	0	0
Greg De Vries	3	0	0	0	-1	2	0	0
Kevin Klein	3	0	0	0	-1	6	0	0
Antti Pihlstrom	2	0	0	0	E	2	0	0
Patric Hornqvist	1	0	0	0	E	2	0	0
Ville Koistinen	1	0	0	0	-1	0	0	0
Scott Nichol	1	0	0	0	-1	0	0	0
Steve Sullivan	1	0	0	0	-1	0	0	0
Alexander Sulzer	1	0	0	0	E	0	0	0
Nick Tarnasky	1	0	0	0	E	5	0	0

PREDATORS	GPI	MIN	W-L-O	GA	SA	SV	GAA	SV%
Pekka Rinne	2	118	1-1-0	5	59	54	2.54	.915
Dan Ellis	2	119	0-2-0	6	66	60	3.02	.909

LAST

Last Home Win:

Nov. 4/08 (4-0)

Last Road Win:

Jan. 1/09 (2-1)

Last Shutout:

Nov. 4/08

Last Tie Game:

Roberto Luongo (4-0)

Oct. 24/00 (4-4 @NSH)

Last Shootout:

Feb. 21/08 (3-2 W @ NSH)

Last Hat Trick:

Markus Naslund

Jan. 28/02

Most Goals:

7 - Mar. 20/03

VAN 7 vs NSH 3

Canucks in OT:

3-1-2

Canucks in SO:

1-0

NASHVILLE

Nov. 23/06 (6-0)

Jan. 28/09 (5-3)

Nov. 1/07

Dan Ellis (3-0)

None

6 - Three Times



2008.09 SEASON SUMMARY 0 WINS

AT VANCOUVER

Jan. 13/09 Canucks 3 Devils 5

GOALS BY PERIOD

	1st	2nd	3rd	OT	TOTAL
CANUCKS	0	1	2	-	3
DEVILS	3	0	2	-	5

CANUCKS

Power Play: 0-3 0.0% Penalty Killing: 1-1 100.0%

CANUCKS	GP	G	A	P	+/-	PIM	PP	SH
Ryan Kesler	1	0	2	2	E	0	0	0
Steve Bernier	1	1	0	1	-1	0	0	0
Alex Burrows	1	1	0	1	-1	0	0	0
Pavol Demitra	1	1	0	1	1	0	0	0
Willie Mitchell	1	0	1	1	-2	0	0	0
Shane O'Brien	1	0	1	1	E	2	0	0
Mats Sundin	1	0	1	1	-1	0	0	0
Kevin Bieksa	1	0	0	0	-1	0	0	0
Alexander Edler	1	0	0	0	2	0	0	0
Darcy Hordichuk	1	0	0	0	E	0	0	0
Ryan Johnson	1	0	0	0	E	0	0	0
Lawrence Nycholat	1	0	0	0	E	0	0	0
Mattias Ohlund	1	0	0	0	-3	0	0	0
Taylor Pyatt	1	0	0	0	E	0	0	0
Mason Raymond	1	0	0	0	E	0	0	0
Henrik Sedin	1	0	0	0	-2	0	0	0
Daniel Sedin	1	0	0	0	-1	2	0	0
Kyle Wellwood	1	0	0	0	-2	0	0	0

CANUCKS	GPI	MIN	W-L-O	GA	SA	SV	GAA	SV%
Curtis Sanford	1	56	0-1-0	2	21	19	2.16	.905
Jason LaBarbera	1	3	0-0-0	2	6	4	34.45	.667

LAST

Last Home Win:
Last Road Win:
Last Shutout:

VANCOUVER

Dec. 18/07 (5-0)
Feb. 5/04 (4-0)
Dec. 18/07
Roberto Luongo (5-0)
Nov. 25/88 (2-2 @ VAN)

NEW JERSEY

Jan. 13/06 (3-0)
Jan. 13/09 (5-3)
Jan. 13/06
Martin Brodeur (3-0)Last Tie Game:
Last Shootout:
Last Hat Trick:

None

Rich Sutter

Claude Lemieux

Most Goals:

7 - Feb. 19/85
VAN 7 @ NJ 58 - Oct. 30/97
VAN 1 @ NJ 8Canucks in OT:
Canucks in SO:2-1-2
1-0

1 LOSS

0 OT

ATTENDANCE GOALTENDER

18,630 LaBarbera, Sanford/Clemmensen Travis Zajac

SHOTS BY PERIOD

	1st	2nd	3rd	OT	TOTAL
CANUCKS	4	13	12	-	29
DEVILS	12	10	6	-	28

DEVILS

Power Play: 0-1 0.0% Penalty Killing: 3-3 100.0%

DEVILS	GP	G	A	P	+/-	PIM	PP	SH
Brian Gionta	1	1	1	2	1	0	0	0
Travis Zajac	1	1	1	2	2	0	0	0
Dainius Zubrus	1	1	1	2	1	0	0	0
Patrik Elias	1	0	2	2	1	2	0	0
Jamie Langenbrunner	1	0	2	2	2	0	0	0
Zach Parise	1	1	0	1	1	0	0	0
Brian Rolston	1	1	0	1	1	0	0	0
David Clarkson	1	0	1	1	1	2	0	0
John Madden	1	0	1	1	1	0	0	0
David Johnny Oduya	1	0	1	1	2	0	0	0
Andy Greene	1	0	0	0	E	2	0	0
Bobby Holik	1	0	0	0	-2	0	0	0
Paul Martin	1	0	0	0	2	0	0	0
Mike Mottau	1	0	0	0	E	0	0	0
Jay Pandolfo	1	0	0	0	-1	0	0	0
Michael Rupp	1	0	0	0	-2	2	0	0
Bryce Salvador	1	0	0	0	E	0	0	0
Colin (John) White	1	0	0	0	E	0	0	0

DEVILS	GPI	MIN	W-L-O	GA	SA	SV	GAA	SV%
Scott Clemmensen	1	60	1-0-0	3	29	26	3.00	.897



2008.09 SEASON SUMMARY 0 WINS

AT NEW YORK ISLANDERS

Nov. 17/08

Canucks 1 Islanders 2 (SO)

GOALS BY PERIOD

	1st	2nd	3rd	OT	TOTAL
CANUCKS	1	0	0	0	1
ISLANDERS	0	1	0	0	1

CANUCKS

Power Play: 0-4 0.0% Penalty Killing: 4-5 80.0%

CANUCKS	GP	G	A	P	+/-	PIM	PP	SH
Pavol Demitra	1	1	0	1	1	0	0	0
Henrik Sedin	1	0	1	1	1	2	0	0
Daniel Sedin	1	0	1	1	1	2	0	0
Steve Bernier	1	0	0	0	E	0	0	0
Alex Burrows	1	0	0	0	E	0	0	0
Rob Davison	1	0	0	0	E	5	0	0
Jannik Hansen	1	0	0	0	E	0	0	0
Darcy Hordichuk	1	0	0	0	E	0	0	0
Ryan Johnson	1	0	0	0	E	0	0	0
Ryan Kesler	1	0	0	0	E	0	0	0
Willie Mitchell	1	0	0	0	1	0	0	0
Lawrence Nycholat	1	0	0	0	E	0	0	0
Shane O'Brien	1	0	0	0	1	0	0	0
Mattias Ohlund	1	0	0	0	E	0	0	0
Taylor Pyatt	1	0	0	0	E	2	0	0
Mason Raymond	1	0	0	0	E	4	0	0
Sami Salo	1	0	0	0	E	0	0	0
Kyle Wellwood	1	0	0	0	E	0	0	0

CANUCKS	GPI	MIN	W-L-O	GA	SA	SV	GAA	SV%
Roberto Luongo	1	64	0-0-1	1	35	34	0.93	.971

0 LOSSES

1 OT

ATTENDANCE GOALTENDER

11,299

Luongo/MacDonald

W GOAL

Frans Nielsen

SHOTS BY PERIOD

	1st	2nd	3rd	OT	TOTAL
CANUCKS	10	9	10	3	32
ISLANDERS	5	18	11	1	35

ISLANDERS

Power Play: 1-5 20.0% Penalty Killing: 4-4 100.0%

ISLANDERS	GP	G	A	P	+/-	PIM	PP	SH
Doug Weight	1	1	0	1	-1	0	1	0
Bill Guerin	1	0	1	1	-1	0	0	0
Frans Nielsen	1	0	1	1	E	0	0	0
Joshua Bailey	1	0	0	0	E	0	0	0
Sean Bergenheim	1	0	0	0	-1	0	0	0
Chris Campoli	1	0	0	0	E	4	0	0
Bruno Gervais	1	0	0	0	E	0	0	0
Andy Hilbert	1	0	0	0	E	0	0	0
Trent Hunter	1	0	0	0	E	0	0	0
Tim Jackman	1	0	0	0	E	5	0	0
Radek Martinek	1	0	0	0	E	2	0	0
Kyle Okposo	1	0	0	0	E	2	0	0
Richard Park	1	0	0	0	E	0	0	0
Jon Sim	1	0	0	0	E	0	0	0
Brent Skinner	1	0	0	0	E	0	0	0
Mark Streit	1	0	0	0	-1	0	0	0
Andy Sutton	1	0	0	0	-1	0	0	0
Jeff Tambellini	1	0	0	0	E	0	0	0

ISLANDERS	GPI	MIN	W-L-O	GA	SA	SV	GAA	SV%
Joey MacDonald	1	65	1-0-0	1	32	31	0.93	.969

LAST

Last Home Win:
Last Road Win:
Last Shutout:

VANCOUVER

Jan. 8/08 (3-2 SO)
Jan. 14/06 (8-1)
Nov. 10/91
Kirk McLean (6-0)
Oct. 23/99 (2-2 @NYI)
Nov. 17/08 (2-1 L @ NYI)
Todd Bertuzzi
Mar. 9/94
8-Jan. 14/06
VAN 8 @ NYI

NY ISLANDERS

Nov. 17/08 (2-1 SO)
Mar. 19/99 (3-1)
Jan. 16/90
Glenn Healy (3-0)

Last Tie Game:
Last Shootout:
Last Hat Trick:
Jan. 14/06
Most Goals:

Pierre Turgeon
Mar. 9/94
8-Jan. 14/06
VAN 8 @ NYI

Pierre Turgeon
9-Three Times

Canucks in OT:
Canucks in SO:

2-3-5
1-1



2008.09 SEASON SUMMARY

1 WIN

0 LOSSES

0 OT

AT NEW YORK RANGERS

Nov. 19/08

Canucks 6

Rangers 3

GOALS BY PERIOD

	1st	2nd	3rd	OT	TOTAL
CANUCKS	2	3	1	—	6
RANGERS	0	2	1	—	3

CANUCKS

Power Play: 1-4 25.0% Penalty Killing: 4-6 66.7%

CANUCKS	GP	G	A	P	+/-	PIM	PP	SH
Mattias Ohlund	1	0	3	3	4	0	0	0
Alex Burrows	1	2	0	2	1	0	0	1
Jannik Hansen	1	0	2	2	2	0	0	0
Taylor Pyatt	1	0	2	2	2	0	0	0
Pavol Demitra	1	1	0	1	E	0	1	0
Ryan Johnson	1	1	0	1	E	0	0	0
Daniel Sedin	1	1	0	1	1	0	0	0
Kyle Wellwood	1	1	0	1	1	0	0	0
Ryan Kesler	1	0	1	1	2	0	0	0
Sami Salo	1	0	1	1	1	0	0	0
Henrik Sedin	1	0	1	1	E	0	0	0
Steve Bernier	1	0	0	0	1	0	0	0
Alexander Edler	1	0	0	0	1	0	0	0
Darcy Hordichuk	1	0	0	0	E	0	0	0
Willie Mitchell	1	0	0	0	1	0	0	0
Lawrence Nycholat	1	0	0	0	1	2	0	0
Shane O'Brien	1	0	0	0	E	10	0	0
Mason Raymond	1	0	0	0	1	0	0	0

CANUCKS

GPI MIN W-L-O GA SA SV GAA SV%

Roberto Luongo 1 60 1-0-0 3 42 39 3.00 .929

LAST

Last Home Win:

VANCOUVER

Jan. 3/08 (3-0)

Last Road Win:

Nov. 19/08 (6-3)

Last Shutout:

Jan. 3/08

Last Tie Game:

Roberto Luongo (3-0)

Last Shootout:

Jan. 11/93 (3-3 @ NYR)

Last Hat Trick:

None

Most Goals:

Todd Bertuzzi

Canucks in OT:

Mar. 19/02

7 - Mar. 20/74

VAN 7 @ NYR 5

0-1-4

NY RANGERS

Feb. 2/04 (4-3)

Oct. 11/97 (6-3)

Jan. 2/85

John Vanbiesbrouck (6-0)

Wayne Gretzky

Oct. 11/97

9 - Twice

ATTENDANCE GOALTENDER

18,200

Luongo/Valiquette, Lundqvist

W GOAL

Ryan Johnson

SHOTS BY PERIOD

	1st	2nd	3rd	OT	TOTAL
CANUCKS	11	17	5	—	33
RANGERS	12	13	17	—	42

RANGERS

Power Play: 2-6 33.3% Penalty Killing: 3-4 75.0%

RANGERS	GP	G	A	P	+/-	PIM	PP	SH
Chris Drury	1	1	1	2	E	0	1	0
Ryan Callahan	1	1	0	1	E	0	1	0
Aaron Voros	1	1	0	1	-2	2	0	0
Nigel Dawes	1	0	1	1	E	0	0	0
Dmitri Kalinin	1	0	1	1	-1	0	0	0
Markus Naslund	1	0	1	1	E	0	0	0
Wade Redden	1	0	1	1	-2	0	0	0
Blair Betts	1	0	0	0	-2	0	0	0
Brandon Dubinsky	1	0	0	0	-1	0	0	0
Dan Fritsche	1	0	0	0	-1	0	0	0
Daniel Girardi	1	0	0	0	-2	0	0	0
Lauri Korpikoski	1	0	0	0	-2	0	0	0
Paul Mara	1	0	0	0	E	2	0	0
Colton Orr	1	0	0	0	-1	2	0	0
Michal Rozsival	1	0	0	0	-2	2	0	0
Fredrik Sjoström	1	0	0	0	-2	0	0	0
Marc Staal	1	0	0	0	-1	0	0	0
Nikolai Zherdev	1	0	0	0	-2	0	0	0

RANGERS

GPI MIN W-L-O GA SA SV GAA SV%

Stephen Valiquette 1 33 0-0-0 0 15 15 0.00 1.00

Henrik Lundqvist 1 26 0-1-0 5 17 12 11.76 .706



2008.09 SEASON SUMMARY 2 WINS

AT VANCOUVER

Dec. 28/08 Canucks 3 Senators 0

AT OTTAWA

Feb. 19/09 Canucks 5 Senators 2

GOALS BY PERIOD

	1st	2nd	3rd	OT	TOTAL
CANUCKS	4	3	1	—	8
SENATORS	0	2	0	—	2

CANUCKS

Power Play: 1-9 11.1% Penalty Killing: 9-10 90.0%

CANUCKS	GP	G	A	P	+/-	PIM	PP	SH
Henrik Sedin	2	2	4	6	5	2	0	0
Daniel Sedin	2	1	3	4	4	0	0	0
Pavel Demitra	2	2	1	3	4	0	0	0
Alex Burrows	2	1	2	3	4	0	0	0
Kevin Bieksa	2	1	0	1	2	5	1	0
Alexander Edler	2	1	0	1	2	8	0	0
Kyle Wellwood	2	0	1	1	E	0	0	0
Mats Sundin	1	0	1	1	1	2	0	0
Steve Bernier	2	0	0	0	E	0	0	0
Jannik Hansen	2	0	0	0	E	0	0	0
Ryan Kesler	2	0	0	0	1	0	0	0
Willie Mitchell	2	0	0	0	3	0	0	0
Shane O'Brien	2	0	0	0	3	4	0	0
Mattias Ohlund	2	0	0	0	E	4	0	0
Mason Raymond	2	0	0	0	E	0	0	0
Mike Brown	1	0	0	0	E	2	0	0
Darcy Hordichuk	1	0	0	0	E	5	0	0
Jason Jaffray	1	0	0	0	E	4	0	0
Ryan Johnson	1	0	0	0	E	0	0	0
Lawrence Nycholat	1	0	0	0	E	2	0	0
Taylor Pyatt	1	0	0	0	E	2	0	0
Sami Salo	1	0	0	0	2	0	0	0

CANUCKS GPI MIN W-L-O GA SA SV GAA SV%

Curtis Sanford	1	60	1-0-0	0	18	18	0.00	1.00
Roberto Luongo	1	60	1-0-0	2	27	25	2.00	.926

0 LOSSES

0 OT

ATTENDANCE GOALTENDER

18,630 Sanford/Gerber

W GOAL

Henrik Sedin

ATTENDANCE GOALTENDER

19,716 Luongo/Elliott

W GOAL

Kevin Bieksa

SHOTS BY PERIOD

	1st	2nd	3rd	OT	TOTAL
CANUCKS	26	14	16	—	56
SENATORS	10	19	16	—	45

SENATORS

Power Play: 1-10 10.0% Penalty Killing: 8-9 88.9%

SENATORS	GP	G	A	P	+/-	PIM	PP	SH
Antoine Vermette	2	0	2	2	E	2	0	0
Mike Fisher	2	1	0	1	-2	0	0	0
Dany Heatley	2	1	0	1	-4	6	1	0
Chris Phillips	2	0	1	1	-3	0	0	0
Ryan Shannon	1	0	1	1	-2	0	0	0
Brendan Bell	2	0	0	0	-1	0	0	0
Shean Donovan	2	0	0	0	-1	5	0	0
Nick Foligno	2	0	0	0	-3	0	0	0
Chris Kelly	2	0	0	0	-2	0	0	0
Brian Lee	2	0	0	0	-4	0	0	0
Dean McAmmond	2	0	0	0	E	8	0	0
Jarkko Ruutu	2	0	0	0	E	6	0	0
Jason Smith	2	0	0	0	E	0	0	0
Jason Spezza	2	0	0	0	-4	0	0	0
Daniel Alfredsson	1	0	0	0	-2	0	0	0
Joshua Hennessy	1	0	0	0	E	0	0	0
Filip Kuba	1	0	0	0	-1	0	0	0
Chris Neil	1	0	0	0	E	9	0	0
Alexandre Picard	1	0	0	0	-1	0	0	0
Christoph Schubert	1	0	0	0	-1	0	0	0
Anton Volchenkov	1	0	0	0	-1	0	0	0
Jesse Winchester	1	0	0	0	E	0	0	0
Ilya Zubov	1	0	0	0	E	0	0	0

SENATORS GPI MIN W-L-O GA SA SV GAA SV%

Martin Gerber	1	60	0-1-0	3	32	29	3.02	.906
Brian Elliott	1	58	0-1-0	4	23	19	4.12	.826

LAST

Last Home Win: Dec. 28/08 (3-0)

Last Road Win: Feb. 19/09 (5-2)

Last Shutout: Dec. 28/08

Curtis Sanford (3-0)

Last Tie Game: Mar. 20/98 (1-1 @ OTT)

Last Shootout: Dec. 9/05 (3-2 W @ VAN)

Last Hat Trick: None

Most Goals: 7-Jan. 5/94

VAN 7 @ OTT 2

Canucks in OT: 1-0-3

Canucks in SO: 1-0

VANCOUVER

Dec. 28/08 (3-0)

Feb. 19/09 (5-2)

Dec. 28/08

Curtis Sanford (3-0)

Mar. 20/98 (1-1 @ OTT)

Dec. 9/05 (3-2 W @ VAN)

None

7-Jan. 5/94

VAN 7 @ OTT 2

1-0-3

1-0

OTTAWA

Nov. 20/01 (3-0)

Mar. 13/04 (2-1)

Nov. 20/01

Patrick Lalime (3-0)

None

6-Feb. 2/97

VAN 4 @ OTT 6



2008.09 SEASON SUMMARY 0 WINS

AT VANCOUVER

Dec. 30/08 Canucks 2 Flyers 3

GOALS BY PERIOD

	1st	2nd	3rd	OT	TOTAL
CANUCKS	1	1	0	-	2
FLYERS	2	1	0	-	3

CANUCKS

Power Play: 1-3 33.3% Penalty Killing: 1-1 100.0%

CANUCKS	GP	G	A	P +/-	PIM	PP	SH
Ryan Kesler	1	1	0	1	E	0	0
Daniel Sedin	1	1	0	1	E	0	1
Steve Bernier	1	0	1	1	1	0	0
Alex Burrows	1	0	1	1	E	0	0
Mason Raymond	1	0	1	1	-1	0	0
Henrik Sedin	1	0	1	1	E	2	0
Kevin Bieksa	1	0	0	0	E	5	0
Mike Brown	1	0	0	0	-1	0	0
Pavol Demitra	1	0	0	0	E	0	0
Alexander Edler	1	0	0	0	-2	0	0
Jannik Hansen	1	0	0	0	-2	0	0
Darcy Hordichuk	1	0	0	0	-1	0	0
Jason Jaffray	1	0	0	0	-1	0	0
Willie Mitchell	1	0	0	0	E	0	0
Lawrence Nycholat	1	0	0	0	1	0	0
Shane O'Brien	1	0	0	0	-2	0	0
Mattias Ohlund	1	0	0	0	-1	0	0
Kyle Wellwood	1	0	0	0	-1	0	0

CANUCKS	GPI	MIN	W-L-O	GA	SA	SV	GAA	SV%
Cory Schneider	1	39	0-1-0	1	20	19	1.55	.950
Curtis Sanford	1	20	0-0-0	2	9	7	6.00	.778

LAST

Last Home Win:
Last Road Win:
Last Shutout:

Last Tie Game:
Last Shootout:
Last Hat Trick:

Most Goals:

Canucks in OT:

VANCOUVER

Jan. 17/89 (5-3)
Dec. 15/05 (5-4)
Jan. 27/84
Richard Brodeur (4-0)
Dec. 31/95 (5-5 @ VAN)
None
Stan Smyl
Oct. 31/81
8 - Oct. 31/81
VAN 8 @ PHI 4
1-4-5

PHILADELPHIA

Nov. 13/03 (4-3)
Dec. 30/08 (3-2)
Mar. 4/03
Roman Cechmanek (3-0)
John LeClair
Nov. 29/98
13 - Oct. 13/84
VAN 2 @ PHI 13

1 LOSS

0 OT

ATTENDANCE GOALTENDER

18,630 Sanford, Schneider/Biron Jonathon Kalinski

SHOTS BY PERIOD

	1st	2nd	3rd	OT	TOTAL
CANUCKS	8	12	11	-	31
FLYERS	9	11	9	-	29

FLYERS

Power Play: 0-1 0.0% Penalty Killing: 2-3 66.7%

FLYERS

FLYERS	GP	G	A	P +/-	PIM	PP	SH
Jeff Carter	1	1	1	2	1	0	0
Scott Hartnell	1	1	0	1	1	2	0
Jonathon Kalinski	1	1	0	1	1	0	0
Matthew Carle	1	0	1	1	E	0	0
Claude Giroux	1	0	1	1	1	0	0
Josh Gratton	1	0	1	1	1	0	0
Joffrey Lupul	1	0	1	1	1	0	0
Andrew Alberts	1	0	0	0	1	0	0
Braydon Coburn	1	0	0	0	E	0	0
Riley Cote	1	0	0	0	E	0	0
Simon Gagne	1	0	0	0	E	0	0
Randy Jones	1	0	0	0	1	0	0
Mike Knuble	1	0	0	0	1	2	0
Glen Metropolit	1	0	0	0	E	0	0
Darroll Powe	1	0	0	0	-1	2	0
Mike Richards	1	0	0	0	E	5	0
Kimmo Timonen	1	0	0	0	1	0	0
Ossi Vaananen	1	0	0	0	1	0	0

FLYERS	GPI	MIN	W-L-O	GA	SA	SV	GAA	SV%
Martin Biron	1	60	1-0-0	2	31	29	2.00	.935



2008.09 SEASON SUMMARY 2 WINS

AT VANCOUVER

Jan. 15/09	Canucks 1	Coyotes 4
Nov. 6/08	Canucks 1	Coyotes 0

AT PHOENIX

Mar. 21/09	Canucks 1	Coyotes 5
Feb. 12/09	Canucks 4	Coyotes 3

GOALS BY PERIOD	1st	2nd	3rd	OT	TOTAL
CANUCKS	1	1	5	-	7
COYOTES	5	6	1	-	12

CANUCKS

Power Play: 1-18	5.6%	Penalty Killing: 13-17	76.5%
------------------	------	------------------------	-------

CANUCKS	GP	G	A	P	+/-	PIM	PP	SH
Kevin Bieksa	4	2	1	3	-1	0	0	0
Daniel Sedin	4	1	2	3	-1	2	0	0
Alex Burrows	4	1	1	2	2	2	0	0
Alexander Edler	4	0	2	2	1	2	0	0
Sami Salo	3	0	2	2	1	2	0	0
Mattias Ohlund	4	1	0	1	-3	8	0	0
Henrik Sedin	4	1	0	1	-2	2	1	0
Pavol Demitra	3	1	0	1	-2	0	0	0
Ryan Johnson	4	0	1	1	1	2	0	0
Ryan Kesler	4	0	1	1	-1	0	0	0
Shane O'Brien	4	0	1	1	-2	12	0	0
Kyle Wellwood	3	0	1	1	E	0	0	0
Steve Bernier	4	0	0	0	E	2	0	0
Darcy Hordichuk	4	0	0	0	E	0	0	0
Willie Mitchell	4	0	0	0	E	0	0	0
Taylor Pyatt	4	0	0	0	1	0	0	0
Mason Raymond	3	0	0	0	-1	0	0	0
Mats Sundin	3	0	0	0	-1	2	0	0
Jannik Hansen	2	0	0	0	-2	4	0	0
Mike Brown	1	0	0	0	E	5	0	0
Rob Davison	1	0	0	0	E	5	0	0
Michel Ouellet	1	0	0	0	E	0	0	0

CANUCKS	GPI	MIN	W-L-O	GA	SA	SV	GAA	SV%
Roberto Luongo	4	219	2-2-0	10	111	101	2.74	.910
Jason LaBarbera	1	20	0-0-0	1	10	9	3.00	.900

2 LOSSES

0 OT

ATTENDANCE GOALTENDER

18,630	Luongo/Bryzgalov	Joakim Lindstrom
18,630	Luongo/Bryzgalov	Kevin Bieksa

ATTENDANCE GOALTENDER

17,125	Luongo, LaBarbera/Bryzgalov	Shane Doan
14,872	Luongo/Bryzgalov	Henrik Sedin

SHOTS BY PERIOD	1st	2nd	3rd	OT	TOTAL
CANUCKS	38	45	49	-	132
COYOTES	36	41	45	-	122

COYOTES

Power Play: 4-17	23.5%	Penalty Killing: 17-18	94.4%
------------------	-------	------------------------	-------

COYOTES	GP	G	A	P	+/-	PIM	PP	SH
Shane Doan	4	1	2	3	3	2	0	0
Steven Reinprecht	4	1	2	3	2	0	1	0
Keith Yandle	3	1	2	3	1	0	0	0
Joakim Lindstrom	2	2	0	2	1	8	1	0
Ed Jovanovski	4	1	1	2	-4	12	1	0
Martin Hanzal	3	0	2	2	2	4	0	0
Derek Morris	3	1	0	1	1	4	0	0
Peter Mueller	3	1	0	1	-1	0	1	0
Viktor Tikhonov	3	1	0	1	E	2	0	0
Daniel Winnik	3	1	0	1	1	2	0	0
Enver Lisin	2	1	0	1	2	0	0	0
Matthew Lombardi	1	1	0	1	2	0	0	0
Daniel Carillo	3	0	1	1	-2	12	0	0
Todd Fedoruk	3	0	1	1	E	0	0	0
Olli Jokinen	3	0	1	1	-3	4	0	0
Kurt Sauer	2	0	1	1	3	2	0	0
Kyle Turris	2	0	1	1	-1	2	0	0
Dmitri Kalinin	1	0	1	1	1	0	0	0
Joel Perrault	1	0	1	1	E	0	0	0
Petr Prucha	1	0	1	1	1	0	0	0
Scottie Upshall	1	0	1	1	1	2	0	0
Ken Klee	4	0	0	0	1	0	0	0
Zbynek Michalek	4	0	0	0	-1	2	0	0
Mikkel Boedker	3	0	0	0	E	2	0	0
David Hale	3	0	0	0	2	2	0	0
Steven Goertzen	2	0	0	0	-1	0	0	0
Nigel Dawes	1	0	0	0	E	0	0	0
Jeff Hoggan	1	0	0	0	-2	0	0	0
Garth Murray	1	0	0	0	E	0	0	0
Kevin Porter	1	0	0	0	E	0	0	0

COYOTES	GPI	MIN	W-L-O	GA	SA	SV	GAA	SV%
Ilya Bryzgalov	4	238	2-2-0	7	132	125	1.77	.947

LAST

Last Home Win:

Last Road Win:

Last Shutout:

Last Tie Game:

Last Shootout:

Last Hat Trick:

Most Goals:

Canucks in OT:

Canucks in SO:

VANCOUVER

Nov. 6/08 (1-0)

Feb. 12/09 (4-3)

Nov. 6/08

Roberto Luongo (1-0)

Oct. 26/03 (3-3 @ VAN)

Dec. 22/07 (2-1W @ PHX)

Martin Gelas (4 goals)

Feb. 27/09

10 - Mar. 27/81

4-4-16

1-0

PHOENIX

Mar. 21/09 (5-1)

Jan. 15/09 (4-1)

Mar. 13/08

Ilya Bryzgalov (2-0)

Ray Neufeld

Nov. 1/87

8 - Twice



2008.09 SEASON SUMMARY

1 WIN

0 LOSSES

0 OT

AT PITTSBURGH

Nov. 22/08

Canucks 3

Penguins 1

GOALS BY PERIOD

	1st	2nd	3rd	OT	TOTAL
CANUCKS	1	1	1	-	3
PENGUINS	0	0	1	-	1

CANUCKS

Power Play: 0-2 0.0% Penalty Killing: 4-4 100.0%

CANUCKS	GP	G	A	P	+/-	PIM	PP	SH
Daniel Sedin	1	1	2	3	3	2	0	0
Henrik Sedin	1	0	3	3	3	0	0	0
Pavol Demitra	1	2	0	2	3	0	0	0
Steve Bernier	1	0	0	0	E	0	0	0
Alex Burrows	1	0	0	0	-1	7	0	0
Rob Davison	1	0	0	0	1	0	0	0
Alexander Edler	1	0	0	0	-1	4	0	0
Jannik Hansen	1	0	0	0	E	15	0	0
Darcy Hordichuk	1	0	0	0	E	0	0	0
Ryan Johnson	1	0	0	0	E	0	0	0
Ryan Kesler	1	0	0	0	-1	4	0	0
Willie Mitchell	1	0	0	0	E	0	0	0
Lawrence Nycholat	1	0	0	0	1	0	0	0
Shane O'Brien	1	0	0	0	-1	17	0	0
Mattias Ohlund	1	0	0	0	3	2	0	0
Taylor Pyatt	1	0	0	0	E	0	0	0
Mason Raymond	1	0	0	0	E	0	0	0
Kyle Wellwood	1	0	0	0	E	0	0	0

CANUCKS	GPI	MIN	W-L-O	GA	SA	SV	GAA	SV%
Curtis Sanford	1	55	1-0-0	1	18	17	1.09	.944
Roberto Luongo	1	5	0-0-0	0	1	1	0.00	1.00

LAST

Last Home Win:
Last Road Win:
Last Shutout:

VANCOUVER

Dec. 9/03 (4-3)
Nov. 22/08 (3-1)
Feb. 17/88

PITTSBURGH

Feb. 14/00 (3-0)
Dec. 8/07 (2-1 SO)
Feb. 14/00
J.S. Aubin (3-0)

Last Tie Game:
Last Shootout:
Last Hat Trick:

Oct. 30/98 (2-2 @ VAN)
Dec. 8/08 (2-1 L @ VAN)

Markus Naslund (4 goals)
Dec. 9/03

Most Goals:
10 - Dec. 19/80
VAN 10 vs PIT 4

Jan. 23/87

9 - Three times

Canucks in OT:
Canucks in SO:

1-3-4
0-1

ATTENDANCE GOALTENDER

17,040

Luongo, Sanford/Sabourin

W GOAL

Daniel Sedin

SHOTS BY PERIOD

	1st	2nd	3rd	OT	TOTAL
CANUCKS	10	6	3	-	19
PENGUINS	8	3	8	-	19

PENGUINS

Power Play: 0-4 0.0% Penalty Killing: 2-2 100.0%

PENGUINS	GP	G	A	P	+/-	PIM	PP	SH
Michael Zigomanis	1	1	0	1	E	15	0	0
Alex Goligoski	1	0	1	1	-1	0	0	0
Tyler Kennedy	1	0	1	1	1	4	0	0
Philippe Boucher	1	0	0	0	E	0	0	0
Matt Cooke	1	0	0	0	E	15	0	0
Sidney Crosby	1	0	0	0	-2	0	0	0
Pascal Dupuis	1	0	0	0	-1	0	0	0
Ruslan Fedotenko	1	0	0	0	-1	2	0	0
Hal Gill	1	0	0	0	E	2	0	0
Eric Godard	1	0	0	0	1	0	0	0
Kristopher Letang	1	0	0	0	-1	0	0	0
Evgeni Malkin	1	0	0	0	-1	0	0	0
Brooks Orpik	1	0	0	0	-2	5	0	0
Miroslav Satan	1	0	0	0	-1	0	0	0
Rob Scuderi	1	0	0	0	E	0	0	0
Jordan Staal	1	0	0	0	-1	0	0	0
Petr Sykora	1	0	0	0	E	0	0	0
Maxime Talbot	1	0	0	0	-2	4	0	0

PENGUINS	GPI	MIN	W-L-O	GA	SA	SV	GAA	SV%
Dany Sabourin	1	59	0-1-0	2	18	16	2.03	0.889



2008.09 SEASON SUMMARY

1 WIN

2 LOSSES

1 OT

AT VANCOUVER

Mar. 7/09	Canucks 3	Sharks 1
Jan. 10/09	Canucks 2	Sharks 4

AT SHARKS

Jan. 20/09	Canucks 1	Sharks 2 (OT)
Dec. 23/08	Canucks 0	Sharks 5

GOALS BY PERIOD

	1st	2nd	3rd	OT	TOTAL
CANUCKS	4	1	1	0	6
SHARKS	4	4	3	1	12

CANUCKS

Power Play: 2-15	13.3%	Penalty Killing: 13-19	68.4%
------------------	-------	------------------------	-------

CANUCKS

	GP	G	A	P	+/-	PIM	PP	SH
Daniel Sedin	4	1	2	3	1	6	0	0
Henrik Sedin	4	0	3	3	2	2	0	0
Mats Sundin	3	2	0	2	E	6	1	0
Kevin Bieksa	4	1	1	2	-2	2	1	0
Ryan Kesler	4	0	2	2	-1	2	0	0
Alexander Edler	4	1	0	1	1	0	0	0
Taylor Pyatt	3	1	0	1	1	0	0	0
Shane O'Brien	4	0	1	1	1	8	0	0
Mattias Ohlund	4	0	1	1	-1	4	0	0
Pavol Demitra	3	0	1	1	E	0	0	0
Sami Salo	2	0	1	1	E	0	0	0
Steve Bernier	4	0	0	0	-2	2	0	0
Alex Burrows	4	0	0	0	-3	4	0	0
Darcy Hordichuk	4	0	0	0	E	2	0	0
Willie Mitchell	4	0	0	0	E	2	0	0
Mason Raymond	4	0	0	0	-1	0	0	0
Kyle Wellwood	4	0	0	0	E	0	0	0
Jannik Hansen	3	0	0	0	-2	0	0	0
Ryan Johnson	3	0	0	0	-1	0	0	0
Rob Davison	2	0	0	0	-2	4	0	0
Jason Jaffray	1	0	0	0	-1	0	0	0

CANUCKS

	GPI	MIN	W-L-O	GA	SA	SV	GAA	SV%
Roberto Luongo	2	123	1-0-1	3	58	55	1.46	.948
Curtis Sanford	2	98	0-1-0	4	43	39	2.45	.907
Cory Schneider	1	21	0-1-0	5	15	10	14.48	.667

ATTENDANCE

18,630	Luongo/Boucher	Mats Sundin
18,630	Sanford/Boucher	Patrick Marleau

GOALTENDER

W GOAL

ATTENDANCE

17,496	Luongo/Nabokov	Patrick Marleau
17,496	Sanford, Schneider/Nabokov	Rob Blake

GOALTENDER

W GOAL

SHOTS BY PERIOD

	1st	2nd	3rd	OT	TOTAL
CANUCKS	29	48	25	0	102
SHARKS	41	35	36	4	116

SHARKS

Power Play: 6-19	31.6%	Penalty Killing: 13-15	86.7%
------------------	-------	------------------------	-------

SHARKS

	GP	G	A	P	+/-	PIM	PP	SH
Patrick Marleau	4	4	3	7	1	0	3	0
Joe Thornton	4	2	5	7	1	0	1	0
Devin Setoguchi	4	2	1	3	E	2	1	0
Rob Blake	3	2	1	3	2	2	1	0
Dan Boyle	4	0	3	3	-1	4	0	0
Tomas Plihal	4	1	1	2	2	2	0	0
Jonathan Cheechoo	4	0	2	2	1	4	0	0
Ryane Clowe	4	0	2	2	2	0	0	0
Mike Grier	3	1	0	1	1	0	0	0
Joe Pavelski	4	0	1	1	1	0	0	0
Marc-Edouard Vlasic	4	0	1	1	2	0	0	0
Marcel Goc	3	0	1	1	1	2	0	0
Douglas Murray	4	0	0	0	2	2	0	0
Christian Ehrhoff	3	0	0	0	E	0	0	0
Milan Michalek	3	0	0	0	-1	0	0	0
Alexei Semenov	3	0	0	0	-1	8	0	0
Jody Shelley	3	0	0	0	E	4	0	0
Derek Joslin	2	0	0	0	E	0	0	0
Brad Lukowich	2	0	0	0	-1	0	0	0
Jamie McGinn	2	0	0	0	E	0	0	0
Brad Staubitz	2	0	0	0	E	4	0	0
Tom Cavanagh	1	0	0	0	E	0	0	0
Claude Lemieux	1	0	0	0	E	0	0	0
Travis Moen	1	0	0	0	E	0	0	0

SHARKS

	GPI	MIN	W-L-O	GA	SA	SV	GAA	SV%
Evgeni Nabokov	2	123	2-0-0	1	47	46	0.49	.979
Brian Boucher	2	118	1-1-0	5	55	50	2.55	.909

LAST

Last Home Win:
Last Road Win:
Last Shutout:

VANCOUVER

Mar. 7/09 (3-1)
Apr. 7/07 (4-3 OT)
Feb. 8/01
Bob Essensa (0-0)
Feb. 8/01 (0-0 @ VAN)

SAN JOSE

Jan. 20/09 (2-1 OT)
Jan. 10/09 (4-2)
Dec. 23/08
Evgeni Nabokov (5-0)

Last Tie Game:

Last Shootout:

Last Hat Trick:

Most Goals:

Canucks in OT:

None

Markus Naslund

Oct. 21/02

8 - Twice

4-2-9

Vincent Damphousse

Apr. 3/99

7 - Four times



2008.09 SEASON SUMMARY 2 WINS

AT VANCOUVER

Mar. 19/09	Canucks 3	Blues 0
Jan. 9/09	Canucks 4	Blues 6

AT ST. LOUIS

Mar. 26/09	Canucks 2	Blues 4
Feb. 10/09	Canucks 6	Blues 4

GOALS BY PERIOD

	1st	2nd	3rd	OT	TOTAL
CANUCKS	3	4	8	—	15
BLUES	3	5	6	—	14

CANUCKS

Power Play: 3-14	21.4%	Penalty Killing: 14-19	73.7%
------------------	-------	------------------------	-------

CANUCKS

	GP	G	A	P +/-	PIM	PP	SH
Henrik Sedin	4	1	4	5	4	0	0
Daneil Sedin	4	1	4	5	4	2	1
Willie Mitchell	4	2	2	4	6	6	0
Alex Burrows	4	3	0	3	3	6	0
Pavol Demitra	4	1	2	3	E	4	0
Ryan Kesler	4	1	2	3	E	0	1
Kevin Bieksa	4	0	3	3	-1	7	0
Mats Sundin	4	2	0	2	-1	8	1
Jannik Hansen	3	2	0	2	3	4	0
Taylor Pyatt	3	1	1	2	1	0	0
Mattias Ohlund	4	0	2	2	-1	0	0
Mason Raymond	3	1	0	1	-3	2	0
Steve Bernier	4	0	1	1	-3	0	0
Alexander Edler	4	0	1	1	-2	2	0
Sami Salo	3	0	1	1	2	4	0
Kyle Wellwood	3	0	1	1	-2	0	0
Darcy Hordichuk	4	0	0	0	1	0	0
Ryan Johnson	4	0	0	0	E	2	0
Shane O'Brien	2	0	0	0	2	4	0
Rob Davison	1	0	0	0	E	0	0
Lawrence Nycholat	1	0	0	0	-1	0	0
Ossi Vaananen	1	0	0	0	2	0	0

CANUCKS

	GPI	MIN	W-L-O	GA	SA	SV	GAA	SV%
Roberto Luongo	3	180	2-1-0	8	90	82	2.67	.911
Jason LaBarbera	1	60	0-1-0	6	36	30	6.00	.833

LAST

	VANCOUVER	ST. LOUIS
Last Home Win:	Mar. 19/09 (3-0)	Mar. 26/09 (4-2)
Last Road Win:	Feb. 10/09 (6-4)	Jan. 9/09 (6-4)
Last Shutout:	Mar. 19/09	Jan. 23/06
	Roberto Luongo (3-0)	Curtis Sanford (4-0)
Last Tie Game:	Mar. 13/03 (4-4 @ VAN)	
Last Shootout:	Jan. 23/08 (3-2 W @ VAN)	
Last Hat Trick:	Alexander Mogilny	Brett Hull
	Dec. 15/96	Mar. 2/92
Most Goals:	8 – Four times	9 – Feb. 7/81
		VAN 2 @ STL 9

Canucks in OT:	5-18
Canucks in SO:	2-0

2 LOSSES 0 OT

ATTENDANCE GOALTENDER

18,630	Luongo/Mason	W GOAL
18,630	LaBarbera/Legace	Alex Burrows
		Brad Boyes

ATTENDANCE GOALTENDER

19,250	Luongo/Mason	W GOAL
16,431	Luongo/Mason	David Perron
		Jannik Hansen

SHOTS BY PERIOD

	1st	2nd	3rd	OT	TOTAL
CANUCKS	31	29	36	—	96
BLUES	43	46	37	—	126

BLUES

Power Play: 5-19	26.3%	Penalty Killing: 11-14	78.6%
------------------	-------	------------------------	-------

BLUES

	GP	G	A	P +/-	PIM	PP	SH
Patrik Berglund	4	1	5	6	1	0	0
T.J. Oshie	4	2	3	5	3	0	0
Keith Tkachuk	4	1	3	4	E	2	1
Carlo Colaiacovo	4	0	4	4	1	2	0
David Backes	4	2	1	3	E	4	0
Brad Boyes	4	2	1	3	-4	0	2
Andy McDonald	3	2	1	3	-4	4	1
David Perron	4	1	2	3	E	6	1
Roman Polak	3	0	2	2	-1	0	0
Brandon Crombeen	4	1	0	1	-2	4	0
Alexander Steen	4	1	0	1	-1	0	0
Steve Wagner	1	1	0	1	1	0	0
Barret Jackman	4	0	1	1	-5	4	0
Jeff Woywitka	4	0	1	1	-2	2	0
Mike Weaver	3	0	1	1	-1	0	0
Tyson Strachan	2	0	1	1	2	2	0
Yan Stastny	1	0	1	1	E	0	0
Jay McClement	4	0	0	0	-3	2	0
Brad Winchester	4	0	0	0	1	2	0
Dan Hinote	3	0	0	0	E	5	0
Jay McKee	3	0	0	0	-2	0	0
Cam Janssen	1	0	0	0	E	0	0

BLUES

	GPI	MIN	W-L-O	GA	SA	SV	GAA	SV%
Chris Mason	3	175	1-2-0	10	73	63	3.44	.863
Manny Legace	1	60	1-0-0	4	22	18	4.00	.818



2008.09 SEASON SUMMARY

1 WIN

0 LOSSES

0 OT

AT VANCOUVER

Feb. 27/09

Canucks 2

Lightning 1

GOALS BY PERIOD

	1st	2nd	3rd	OT	TOTAL
CANUCKS	1	0	1	-	2
LIGHTNING	0	1	0	-	1

CANUCKS

Power Play: 1-5 20.0% Penalty Killing: 1-1 100%

CANUCKS

	GP	G	A	P	+/-	PIM	PP	SH
Pavol Demitra	1	0	2	2	1	0	0	0
Steve Bernier	1	1	0	1	1	0	0	0
Alexander Edler	1	1	0	1	-1	0	1	0
Ryan Johnson	1	0	1	1	E	0	0	0
Ryan Kesler	1	0	1	1	E	2	0	0
Kevin Bieksa	1	0	0	0	E	0	0	0
Alex Burrows	1	0	0	0	E	0	0	0
Darcy Hordichuk	1	0	0	0	-1	0	0	0
Willie Mitchell	1	0	0	0	E	0	0	0
Shane O'Brien	1	0	0	0	E	0	0	0
Mattias Ohlund	1	0	0	0	1	2	0	0
Taylor Pyatt	1	0	0	0	-1	0	0	0
Mason Raymond	1	0	0	0	E	0	0	0
Sami Salo	1	0	0	0	E	0	0	0
Henrik Sedin	1	0	0	0	E	0	0	0
Daniel Sedin	1	0	0	0	E	0	0	0
Mats Sundin	1	0	0	0	E	0	0	0
Kyle Wellwood	1	0	0	0	E	0	0	0

CANUCKS

	GPI	MIN	W-L-O	GA	SA	SV	GAA	SV%
Roberto Luongo	1	60	1-0-0	1	21	20	1.00	.952

ATTENDANCE GOALTENDER

18,630

Luongo/Ramo

W GOAL

Steve Bernier

SHOTS BY PERIOD

	1st	2nd	3rd	OT	TOTAL
CANUCKS	9	6	10	-	25
LIGHTNING	9	8	4	-	21

LIGHTNING

Power Play: 0-1 0% Penalty Killing: 4-5 80.0%

LIGHTNING

	GP	G	A	P	+/-	PIM	PP	SH
Steven Stamkos	1	1	0	1	1	0	0	0
Mark Recchi	1	0	1	1	1	0	0	0
Martin St. Louis	1	0	1	1	1	0	0	0
Evgeny Artyukhin	1	0	0	0	E	0	0	0
Ryan Craig	1	0	0	0	E	0	0	0
Steve Eminger	1	0	0	0	E	0	0	0
Adam Hall	1	0	0	0	E	0	0	0
Jeff Halpern	1	0	0	0	E	2	0	0
David Koci	1	0	0	0	E	0	0	0
Vincent Lecavalier	1	0	0	0	-1	0	0	0
Marek Malik	1	0	0	0	E	0	0	0
Ryan Malone	1	0	0	0	-1	2	0	0
Josef Melichar	1	0	0	0	-1	2	0	0
Cory Murphy	1	0	0	0	1	2	0	0
Matt Pettinger	1	0	0	0	E	0	0	0
Vaclav Prospal	1	0	0	0	-1	0	0	0
Gary Roberts	1	0	0	0	E	0	0	0
Matt Smaby	1	0	0	0	E	2	0	0

LIGHTNING

	GPI	MIN	W-L-O	GA	SA	SV	GAA	SV%
Kari Ramo	1	59	0-1-0	2	25	23	2.03	.920

LAST

Last Home Win:

Last Road Win:

Last Shutout:

Last Tie Game:

Last Shootout:

Last Hat Trick:

Most Goals:

Canucks in OT:

VANCOUVER

Feb. 27/09 (2-1)

Nov. 29/02 (5-3)

Jan. 4/93

Kirk McLean (7-0 @ VAN)

Dec. 10/01 (1-1 @ VAN)

None

Alexander Mogilny

Jan. 6/96

9-Jan. 6/96

VAN 9 vs TB 2

2-1-2

TAMPA BAY

Jan. 31/08 (4-3)

None

None

None

None

None

None

5-Twice



2008.09 SEASON SUMMARY 2 WINS

AT VANCOUVER

Nov. 15/08 Canucks 4 Maple Leafs 2

AT TORONTO

Feb. 21/09 Canucks 3 Maple Leafs 2 (SO)

GOALS BY PERIOD

	1st	2nd	3rd	OT	TOTAL
CANUCKS	2	3	1	0	6
MAPLE LEAFS	1	1	2	0	4

CANUCKS

Power Play: 2-10 20.0% Penalty Killing: 11-13 84.6%

CANUCKS	GP	G	A	P	+/-	PIM	PP	SH
Pavol Demitra	2	0	4	4	E	0	0	0
Alex Burrows	2	1	1	2	2	0	0	0
Daniel Sedin	2	1	1	2	2	0	0	0
Henrik Sedin	2	0	2	2	2	4	0	0
Ryan Kesler	2	1	0	1	E	4	1	0
Willie Mitchell	2	1	0	1	2	2	0	0
Sami Salo	2	1	0	1	-1	4	1	0
Kyle Wellwood	2	1	0	1	E	0	0	0
Shane O'Brien	2	0	1	1	2	6	0	0
Mattias Ohlund	2	0	1	1	1	7	0	0
Janrik Hansen	1	0	1	1	1	4	0	0
Lawrence Nycholat	1	0	1	1	1	0	0	0
Steve Bernier	2	0	0	0	1	4	0	0
Ryan Johnson	2	0	0	0	E	0	0	0
Taylor Pyatt	2	0	0	0	-1	0	0	0
Mason Raymond	2	0	0	0	E	0	0	0
Kevin Bieksa	1	0	0	0	E	2	0	0
Alexandre Bolduc	1	0	0	0	E	0	0	0
Rob Davison	1	0	0	0	-1	5	0	0
Alexander Edler	1	0	0	0	E	2	0	0
Darcy Hordichuk	1	0	0	0	E	5	0	0
Mats Sundin	1	0	0	0	-1	0	0	0

CANUCKS	GPI	MIN	W-L-O	GA	SA	SV	GAA	SV%
Roberto Luongo	2	125	2-0-0	4	68	64	1.92	.941

LAST

Last Home Win:
Last Road Win:
Last Shutout:

VANCOUVER

Nov. 15/08 (4-2)
Feb. 21/09 (3-2 SO)
Oct. 27/71
Dunc Wilson (0-0)

TORONTO

Nov. 24/03 (2-1)
Nov. 22/03 (5-3)
Mar. 15/03
Ed Belfour (1-0)Last Tie Game:
Last Shootout:
Last Hat Trick:Mar. 8/03 (3-3 @ TOR)
Feb. 21/09 (3-2 W @ TOR)
Markus NaslundRick Vaive
Feb. 18/87
8 - TwiceMost Goals:
Canucks in OT:
Canucks in SO:Oct. 18/01
8 - Twice
2-3-13
1-0

0 LOSSES

0 OT

ATTENDANCE GOALTENDER

18,630 Luongo/Joseph, Toskala

W GOAL

Willie Mitchell

ATTENDANCE GOALTENDER

19,504 Luongo/Toskala

W GOAL

Mats Sundin

SHOTS BY PERIOD

	1st	2nd	3rd	OT	TOTAL
CANUCKS	16	16	15	5	52
MAPLE LEAFS	24	14	24	6	68

MAPLE LEAFS

Power Play: 2-13 15.4% Penalty Killing: 8-10 80.0%

MAPLE LEAFS	GP	G	A	P	+/-	PIM	PP	SH
Matt Stajan	2	2	0	2	-2	0	1	1
Ian White	2	1	1	2	1	0	0	0
Jason Blake	2	1	0	1	E	2	1	0
Jeff Finger	2	0	1	1	E	2	0	0
Pavel Kubina	2	0	1	1	E	7	0	0
Alexei Ponikarovsky	2	0	1	1	-3	0	0	0
Tomas Kaberle	1	0	1	1	-2	0	0	0
Lee Stempniak	1	0	1	1	-1	0	0	0
Anton Stralman	1	0	1	1	E	0	0	0
Nik Antropov	2	0	0	0	-2	2	0	0
Mikhail Grabovski	2	0	0	0	-1	0	0	0
Niklas Hagman	2	0	0	0	E	2	0	0
Jamal Mayers	2	0	0	0	E	0	0	0
Dominic Moore	2	0	0	0	1	12	0	0
Luke Schenn	2	0	0	0	-2	5	0	0
Carlo Colaiacovo	1	0	0	0	-1	0	0	0
Boyd Devereaux	1	0	0	0	1	0	0	0
Jonas Frogren	1	0	0	0	1	0	0	0
Ryan Hollweg	1	0	0	0	E	7	0	0
Nikolai Kulemin	1	0	0	0	-1	0	0	0
Brad May	1	0	0	0	E	0	0	0
John Mitchell	1	0	0	0	E	0	0	0
Jaime Sifers	1	0	0	0	E	2	0	0
Alexander Steen	1	0	0	0	E	0	0	0

MAPLE LEAFS	GPI	MIN	W-L-O	GA	SA	SV	GAA	SV%
Curtis Joseph	1	30	0-0-0	0	6	6	0.00	1.00
Vesa Toskala	2	94	0-1-1	6	46	40	3.85	.870



2008.09 SEASON SUMMARY

0 WINS

1 LOSS

0 OT

AT WASHINGTON

Oct. 13/08

Canucks 1

Capitals 5

GOALS BY PERIOD

	1st	2nd	3rd	OT	TOTAL
CANUCKS	1	0	0	-	1
CAPITALS	2	3	0	-	5

CANUCKS

Power Play: 1-4 25.0% Penalty Killing: 2-4 50.0%

CANUCKS

	GP	G	A	P	+/-	PIM	PP	SH
Alexander Edler	1	1	0	1	-1	2	1	0
Sami Salo	1	0	1	1	-1	0	0	0
Henrik Sedin	1	0	1	1	E	2	0	0
Steve Bernier	1	0	0	0	E	0	0	0
Alex Burrows	1	0	0	0	E	0	0	0
Rob Davison	1	0	0	0	-1	0	0	0
Pavol Demitra	1	0	0	0	-2	2	0	0
Jannik Hansen	1	0	0	0	E	0	0	0
Ryan Johnson	1	0	0	0	-1	0	0	0
Ryan Kesler	1	0	0	0	E	0	0	0
Willie Mitchell	1	0	0	0	-1	0	0	0
Shane O'Brien	1	0	0	0	-1	2	0	0
Mattias Ohlund	1	0	0	0	-1	0	0	0
Taylor Pyatt	1	0	0	0	-2	0	0	0
Mason Raymond	1	0	0	0	-2	0	0	0
Rick Rypien	1	0	0	0	-1	0	0	0
Daniel Sedin	1	0	0	0	E	0	0	0
Kyle Wellwood	1	0	0	0	-1	0	0	0

CANUCKS

	GPI	MIN	W-L-O	GA	SA	SV	GAA	SV%
Curtis Sanford	1	20	0-0-0	0	10	10	0.00	1.00
Roberto Luongo	1	40	0-1-0	5	25	20	7.50	.800

ATTENDANCE GOALTENDER

16,847

Luongo, Sanford/Johnson

W GOAL

Mike Green

SHOTS BY PERIOD

	1st	2nd	3rd	OT	TOTAL
CANUCKS	2	1	7	-	10
CAPITALS	10	15	10	-	35

CAPITALS

Power Play: 2-4 50.0% Penalty Killing: 3-4 75.0%

CAPITALS

	GP	G	A	P	+/-	PIM	PP	SH
Michael Nylander	1	1	2	3	2	0	1	0
Alexander Semin	1	2	0	2	2	0	0	0
Mike Green	1	1	1	2	1	0	1	0
Milan Jurcina	1	1	0	1	2	4	0	0
Chris Clark	1	0	1	1	1	2	0	0
Sergei Fedorov	1	0	1	1	3	0	0	0
Tomas Fleischmann	1	0	1	1	1	0	0	0
Boyd Gordon	1	0	1	1	1	0	0	0
Brooks Laich	1	0	1	1	2	0	0	0
Nicklas Backstrom	1	0	0	0	E	0	0	0
Matt Bradley	1	0	0	0	E	0	0	0
Donald Brashear	1	0	0	0	E	0	0	0
Viktor Kozlov	1	0	0	0	E	0	0	0
Shaone Morrisson	1	0	0	0	E	2	0	0
Alexander Ovechkin	1	0	0	0	E	0	0	0
Tom Poti	1	0	0	0	E	0	0	0
Jeff Schultz	1	0	0	0	E	0	0	0
David Steckel	1	0	0	0	E	0	0	0

CAPITALS

	GPI	MIN	W-L-O	GA	SA	SV	GAA	SV%
Brent Johnson	1	60	1-0-0	1	10	9	1.00	.900

LAST

Last Home Win: Oct. 27/06 (3-2 SO)

Last Road Win: Oct. 26/07 (3-2)

Last Shutout: Mar. 23/03

Alex Auld (6-0)

Last Tie Game: Feb. 10/96 (4-4 @ Van)

Last Shootout: Oct. 27/06 (3-2W @ VAN)

Last Hat Trick: Don Lever

Feb. 1/75

Most Goals: 7 - Twice

Canucks in OT: 0-4-6

Canucks in SO: 1-0

VANCOUVER

WASHINGTON

Oct. 13/08 (5-1)

Feb. 14/01 (4-3 OT)

Mar. 12/96

Jim Carey (9-0)

Mike Gartner

Feb. 20/87

9 - Mar. 12/96

VAN 0 vs WSH 9



HISTORY



EAST DIVISION FINISH

6th (56 Points)

COACH

Hal Laycoe

GM

Norman Robert Poile

CAPTAIN

Orland Kurtenbach

SCORING

Player	GP	G	A	PTS	PIM
Boudrias	77	25	41	66	16
Maki	78	25	38	63	99
Paiment	78	34	28	62	152
M. Hall	77	21	38	59	22
Tallon	78	14	42	56	58
Kurtenbach	52	21	32	53	84
Corrigan	76	21	28	49	103
Cullen	70	12	21	33	42
Popiel	78	10	22	32	61
Taylor	56	11	16	27	53
Johnson	66	15	11	26	16
Wilkins	70	5	18	23	131
Quinn	76	2	11	13	149
Doak	77	2	10	12	112
Schmautz	26	5	5	10	14
Rizzuto	37	3	4	7	16
Seguin	25	0	5	5	46

Player	GP	G	A	PTS	PIM
Schella	38	0	5	5	58
Lunde	20	1	3	4	2
Hatoum	26	1	3	4	21
Wiste	23	1	2	3	0
Young	11	0	2	2	25
Reaume	27	0	2	2	4
Sly	31	0	2	2	10
Stewart	3	0	1	1	0
Hargreaves	7	0	1	1	33
Block	1	0	0	0	0
Cook	2	0	0	0	0
Arbour	13	0	0	0	12
Wilson	35	0	0	0	18

Goaltender	GPI	MIN	GA	SO	AVG	W-L-T
Gardner	18	922	52	0	3.38	6-8-1
Hodge	35	1,967	112	0	3.41	15-13-5
Wilson	35	1,791	128	0	4.28	3-25-2

RESULTS

No	Date	Opponent	Score	Record
1	Oct. 9	Los Angeles	1-3 L	0-1-0
2	Oct. 11	Toronto	5-3 W	1-1-0
3	Oct. 12	@ St. Louis	1-4 L	1-2-0
4	Oct. 14	@ Chicago	2-8 L	1-3-0
5	Oct. 15	@ Philadelphia	4-5 L	1-4-0
6	Oct. 18	Boston	3-5 L	1-5-0
7	Oct. 20	California	2-1 W	2-5-0
8	Oct. 23	St. Louis	1-1 T	2-5-1
9	Oct. 25	Pittsburgh	1-1 T	2-5-2
10	Oct. 27	Buffalo	7-2 W	3-5-2
11	Oct. 31	@ Montreal	3-6 L	3-6-2
12	Nov. 4	@ Pittsburgh	3-8 L	3-7-2
13	Nov. 5	@ Buffalo	4-1 W	4-7-2
14	Nov. 7	Toronto	3-2 W	5-7-2
15	Nov. 10	@ Boston	3-6 L	5-8-2
16	Nov. 11	@ Toronto	4-2 W	6-8-2
17	Nov. 14	@ Minnesota	3-3 T	6-8-3
18	Nov. 15	@ Chicago	2-4 L	6-9-3
19	Nov. 17	Detroit	2-5 L	6-10-3
20	Nov. 20	Los Angeles	7-1 W	7-10-3
21	Nov. 21	@ Los Angeles	3-1 W	8-10-3
22	Nov. 24	Minnesota	3-2 W	9-10-3
23	Nov. 26	@ Detroit	2-4 L	9-11-3
24	Nov. 28	@ St. Louis	1-5 L	9-12-3
25	Nov. 29	@ Philadelphia	2-4 L	9-13-3
26	Dec. 1	Philadelphia	5-4 W	10-13-3
27	Dec. 5	@ Pittsburgh	1-3 L	10-14-3
28	Dec. 6	@ New York	1-4 L	10-15-3
29	Dec. 8	New York	4-1 W	11-15-3
30	Dec. 9	@ California	1-6 L	11-16-3
31	Dec. 12	California	5-2 W	12-16-3
32	Dec. 15	Philadelphia	3-2 W	13-16-3
33	Dec. 18	Montreal	3-4 L	13-17-3
34	Dec. 20	@ New York	1-5 L	13-18-3
35	Dec. 23	@ Toronto	2-7 L	13-19-3
36	Dec. 26	Chicago	2-4 L	13-20-3
37	Dec. 30	@ Los Angeles	4-1 W	14-20-3
38	Jan. 2	St. Louis	1-3 L	14-21-3
39	Jan. 6	@ Montreal	3-7 L	14-22-3

No	Date	Opponent	Score	Record
40	Jan. 7	@ Boston	4-6 L	14-23-3
41	Jan. 9	@ St. Louis	2-2 T	14-23-4
42	Jan. 12	New York	2-4 L	14-24-4
43	Jan. 16	Pittsburgh	3-4 L	14-25-4
44	Jan. 17	@ California	3-1 W	15-25-4
45	Jan. 20	Toronto	1-5 L	15-26-4
46	Jan. 23	@ Pittsburgh	1-4 L	15-27-4
47	Jan. 24	@ Detroit	3-7 L	15-28-4
48	Jan. 26	Chicago	3-3 T	15-28-5
49	Jan. 29	Minnesota	1-2 L	15-29-5
50	Jan. 31	Buffalo	1-6 L	15-30-5
51	Feb. 2	Montreal	2-5 L	15-31-5
52	Feb. 6	New York	4-5 L	15-32-5
53	Feb. 9	Buffalo	6-3 W	16-32-5
54	Feb. 12	Detroit	5-3 W	17-32-5
55	Feb. 14	@ Chicago	1-3 L	17-33-5
56	Feb. 16	Boston	5-4 W	18-33-5
57	Feb. 19	Philadelphia	2-3 L	18-34-5
58	Feb. 22	Montreal	3-3 T	18-34-6
59	Feb. 25	@ Boston	3-8 L	18-35-6
60	Feb. 27	@ Philadelphia	1-8 L	18-36-6
61	Feb. 28	@ New York	2-4 L	18-37-6
62	Mar. 3	@ Toronto	1-3 L	18-38-6
63	Mar. 6	@ Minnesota	1-3 L	18-39-6
64	Mar. 7	@ Buffalo	3-6 L	18-40-6
65	Mar. 9	@ Montreal	3-3 T	18-40-7
66	Mar. 11	Detroit	7-3 W	19-40-7
67	Mar. 13	Boston	3-6 L	19-41-7
68	Mar. 16	Chicago	4-7 L	19-42-7
69	Mar. 19	Pittsburgh	6-4 W	20-42-7
70	Mar. 21	Minnesota	3-6 L	20-43-7
71	Mar. 23	St. Louis	4-1 W	21-43-7
72	Mar. 25	@ Detroit	3-4 L	21-44-7
73	Mar. 26	@ Buffalo	1-3 L	21-45-7
74	Mar. 28	California	11-5 W	22-45-7
75	Mar. 30	@ Minnesota	2-1 W	23-45-7
76	Mar. 31	@ Los Angeles	2-2 T	23-45-8
77	Apr. 2	@ California	7-2 W	24-45-8
78	Apr. 4	Los Angeles	2-4 L	24-46-8

EAST DIVISION FINISH

7th (48 Points)

COACH

Hal Laycoe

GM

Norman Robert Poile

CAPTAIN

Orland Kurtenbach

SCORING

Player	GP	G	A	PTS	PIM
Boudrias	78	27	34	61	26
Kurtenbach	78	24	37	61	48
Guevremont	75	13	38	51	44
Balon	VAN 56	19	19	38	21
	NYR 19	4	5	9	2
Maki	76	22	25	47	43
Connelly	VAN 53	14	20	34	12
	STL 15	5	5	10	2
Tallon	69	17	27	44	78
Paient	69	10	19	29	117
Kearns	73	3	26	29	59
Schmautz	60	12	13	25	82
Taylor	69	9	13	22	88
Lemieux	42	7	9	16	4
Schella	77	2	13	15	166
Hall	32	6	6	12	6

Player	GP	G	A	PTS	PIM	
Boddy	40	2	5	7	45	
Wilkins	45	2	5	7	65	
Corrigan	19	3	4	7	25	
Ward	71	2	4	6	4	
Lalonde	27	1	5	6	2	
Quinn	57	2	3	5	63	
Stewart	42	3	1	4	10	
Johnson	11	1	3	4	0	
Speck	18	1	2	3	0	
Popiel	38	1	1	2	36	
Doak	5	0	1	1	23	
Wilson	53	0	0	0	15	
Goaltender	GPI	MIN	GA	SO	AVG	W-L-T
Wilson	53	2,870	173	1	3.61	16-30-3
Dyck	12	573	35	0	3.66	1-6-2
Gardner	24	1,237	86	0	4.17	3-14-3

RESULTS

No	Date	Opponent	Score	Record
1	Oct. 8	Toronto	2-3 L	0-1-0
2	Oct. 10	Los Angeles	3-4 L	0-2-0
3	Oct. 12	Philadelphia	3-2 W	1-2-0
4	Oct. 15	@ California	9-6 W	2-2-0
5	Oct. 16	Pittsburgh	1-2 L	2-3-0
6	Oct. 19	@ St. Louis	3-1 W	3-3-0
7	Oct. 20	@ Minnesota	0-7 L	3-4-0
8	Oct. 22	Montreal	0-6 L	3-5-0
9	Oct. 24	Boston	3-4 L	3-6-0
10	Oct. 27	@ Toronto	0-0 T	3-6-1
11	Oct. 28	@ Philadelphia	2-3 L	3-7-1
12	Oct. 30	Buffalo	4-4 T	3-7-2
13	Oct. 31	Chicago	6-2 W	4-7-2
14	Nov. 5	Pittsburgh	4-2 W	5-7-2
15	Nov. 6	New York	1-3 L	5-8-2
16	Nov. 10	@ Pittsburgh	1-3 L	5-9-2
17	Nov. 11	@ Philadelphia	3-4 L	5-10-2
18	Nov. 13	@ Toronto	2-2 T	5-10-3
19	Nov. 14	@ New York	1-6 L	5-11-3
20	Nov. 17	@ Chicago	0-3 L	5-12-3
21	Nov. 18	@ Boston	0-5 L	5-13-3
22	Nov. 21	Detroit	2-2 T	5-13-4
23	Nov. 23	Minnesota	1-2 L	5-14-4
24	Nov. 27	Buffalo	5-2 W	6-14-4
25	Nov. 30	Chicago	4-2 W	7-14-4
26	Dec. 4	@ Montreal	0-7 L	7-15-4
27	Dec. 5	@ New York	3-6 L	7-16-4
28	Dec. 7	St. Louis	2-1 W	8-16-4
29	Dec. 11	Boston	2-6 L	8-17-4
30	Dec. 14	Detroit	3-4 L	8-18-4
31	Dec. 17	Montreal	2-6 L	8-19-4
32	Dec. 19	@ Buffalo	1-5 L	8-20-4
33	Dec. 22	@ Detroit	0-3 L	8-21-4
34	Dec. 26	California	6-2 W	9-21-4
35	Dec. 29	@ Los Angeles	1-3 L	9-22-4
36	Jan. 2	Los Angeles	3-6 L	9-23-4
37	Jan. 5	@ Montreal	4-6 L	9-24-4
38	Jan. 8	@ Minnesota	5-1 W	10-24-4
39	Jan. 11	Minnesota	2-2 T	10-24-5

No	Date	Opponent	Score	Record
40	Jan. 14	@ California	3-5 L	10-25-5
41	Jan. 15	California	4-3 W	11-25-5
42	Jan. 19	@ Pittsburgh	6-1 W	12-25-5
43	Jan. 20	@ Buffalo	0-1 L	12-26-5
44	Jan. 22	New York	5-2 W	13-26-5
45	Jan. 27	@ Chicago	0-4 L	13-27-5
46	Jan. 29	Toronto	5-2 W	14-27-5
47	Jan. 30	California	0-2 L	14-28-5
48	Feb. 2	@ California	5-1 W	15-28-5
49	Feb. 4	Chicago	2-6 L	15-29-5
50	Feb. 6	Montreal	2-4 L	15-30-5
51	Feb. 8	Philadelphia	1-3 L	15-31-5
52	Feb. 10	@ Boston	1-9 L	15-32-5
53	Feb. 12	@ St. Louis	4-5 L	15-33-5
54	Feb. 13	@ Pittsburgh	4-6 L	15-34-5
55	Feb. 15	New York	1-5 L	15-35-5
56	Feb. 18	St. Louis	5-2 W	16-35-5
57	Feb. 19	@ Los Angeles	3-5 L	16-36-5
58	Feb. 22	Boston	3-4 L	16-37-5
59	Feb. 24	@ Detroit	0-2 L	16-38-5
60	Feb. 26	@ Toronto	1-7 L	16-39-5
61	Feb. 27	@ Chicago	3-3 T	16-39-6
62	Feb. 29	@ Detroit	2-8 L	16-40-6
63	Mar. 2	@ Boston	3-7 L	16-41-6
64	Mar. 4	@ Montreal	0-5 L	16-42-6
65	Mar. 5	@ New York	1-6 L	16-43-6
66	Mar. 8	Philadelphia	5-6 L	16-44-6
67	Mar. 10	Buffalo	3-2 W	17-44-6
68	Mar. 14	Pittsburgh	4-7 L	17-45-6
69	Mar. 16	@ Minnesota	2-6 L	17-46-6
70	Mar. 17	@ Buffalo	6-2 W	18-46-6
71	Mar. 19	St. Louis	3-3 T	18-46-7
72	Mar. 21	Detroit	5-7 L	18-47-7
73	Mar. 24	Toronto	5-3 W	19-47-7
74	Mar. 26	@ Philadelphia	1-4 L	19-48-7
75	Mar. 28	@ St. Louis	1-2 L	19-49-7
76	Mar. 29	@ Los Angeles	2-4 L	19-50-7
77	Mar. 31	Los Angeles	4-4 T	19-50-8
78	Apr. 2	Minnesota	4-1 W	20-50-8

EAST DIVISION FINISH

7th (53 Points)

COACH

Vic Stasiuk

GM

Norman Robert Poile

CAPTAIN

Orland Kurtenbach

SCORING

Player	GP	G	A	PTS	PIM
Schmautz	77	38	33	71	137
Boudrias	77	30	40	70	24
Lemieux	78	17	35	52	41
Lalonde	77	20	27	47	32
Tannahill	78	22	21	43	21
Guevremont	78	16	26	42	46
Lever	78	12	26	38	49
Tallon	75	13	24	37	83
Wright	71	10	27	37	32
Kearns	72	4	33	37	51
O'Flaherty	78	13	17	30	29
Wilkins	76	11	17	28	133
Kurtenbach	47	9	19	28	38
Mair	NYI 49	2	11	13	41
	VAN 15	1	0	1	8

Player	GP	G	A	PTS	PIM	
Boddy	74	3	11	14	70	
Maki	26	3	10	13	6	
McSheffrey	33	4	4	8	10	
Hargreaves	59	1	6	7	72	
Wilcox	31	3	2	5	15	
Balon	57	3	2	5	22	
Wilson	43	0	1	1	6	
Homenuke	1	0	0	0	0	
Bullock	4	0	0	0	2	
Bolonchuk	15	0	0	0	6	
Goaltender	GPI	MIN	GA	SO	AVG	W-L-T
Wilson	43	2,432	159	1	3.94	13-21-5
Dyck	25	1,297	98	1	4.53	5-17-1
Bullock	14	840	67	0	4.79	3-8-3
McIelland	2	120	10	0	5.00	1-1-0

RESULTS

No	Date	Opponent	Score	Record
1	Oct. 7	California	3-2 W	1-0-0
2	Oct. 11	@ NY Rangers	3-5 L	1-1-0
3	Oct. 12	@ Philadelphia	3-7 L	1-2-0
4	Oct. 14	@ Minnesota	3-3 T	1-2-1
5	Oct. 17	Chicago	6-3 W	2-2-1
6	Oct. 19	@ Buffalo	0-6 L	2-3-1
7	Oct. 21	@ Montreal	3-5 L	2-4-1
8	Oct. 22	@ Boston	5-4 W	3-4-1
9	Oct. 24	Pittsburgh	0-4 L	3-5-1
10	Oct. 28	Atlanta	1-2 L	3-6-1
11	Oct. 31	@ Los Angeles	1-4 L	3-7-1
12	Nov. 3	NY Islanders	7-2 W	4-7-1
13	Nov. 5	Boston	2-4 L	4-8-1
14	Nov. 8	@ NY Rangers	2-5 L	4-9-1
15	Nov. 11	@ Pittsburgh	4-3 W	5-9-1
16	Nov. 12	@ Atlanta	1-3 L	5-10-1
17	Nov. 14	Detroit	3-3 T	5-10-2
18	Nov. 17	Los Angeles	8-4 W	6-10-2
19	Nov. 19	Buffalo	9-5 W	7-10-2
20	Nov. 21	@ St. Louis	2-4 L	7-11-2
21	Nov. 22	@ Chicago	2-5 L	7-12-2
22	Nov. 24	Montreal	1-9 L	7-13-2
23	Nov. 26	Minnesota	1-3 L	7-14-2
24	Nov. 28	NY Rangers	2-1 W	8-14-2
25	Dec. 1	St. Louis	2-6 L	8-15-2
26	Dec. 5	Toronto	2-5 L	8-16-2
27	Dec. 7	@ Atlanta	2-5 L	8-17-2
28	Dec. 9	@ Toronto	5-5 T	8-17-3
29	Dec. 10	@ Detroit	3-3 T	8-17-4
30	Dec. 12	Chicago	1-5 L	8-18-4
31	Dec. 15	Montreal	2-4 L	8-19-4
32	Dec. 16	California	4-3 W	9-19-4
33	Dec. 20	@ Buffalo	3-6 L	9-20-4
34	Dec. 21	@ NY Islanders	4-4 T	9-20-5
35	Dec. 23	@ Detroit	1-5 L	9-21-5
36	Dec. 26	California	4-3 W	10-21-5
37	Dec. 29	Philadelphia	4-4 T	10-21-6
38	Dec. 30	NY Islanders	5-2 W	11-21-6
39	Jan. 1	Boston	2-8 L	11-22-6

No	Date	Opponent	Score	Record
40	Jan. 3	@ California	3-11 L	11-23-6
41	Jan. 6	@ Pittsburgh	2-4 L	11-24-6
42	Jan. 7	@ Atlanta	2-5 L	11-25-6
43	Jan. 9	St. Louis	3-0 W	12-25-6
44	Jan. 12	Detroit	1-7 L	12-26-6
45	Jan. 14	Montreal	0-3 L	12-27-6
46	Jan. 16	Toronto	6-4 W	13-27-6
47	Jan. 19	Los Angeles	0-4 L	13-28-6
48	Jan. 20	NY Rangers	3-4 L	13-29-6
49	Jan. 24	@ Chicago	3-3 T	13-29-7
50	Jan. 26	NY Islanders	5-1 W	14-29-7
51	Jan. 27	St. Louis	1-3 L	14-30-7
52	Feb. 1	@ Philadelphia	4-5 L	14-31-7
53	Feb. 3	@ Toronto	2-1 W	15-31-7
54	Feb. 4	@ Detroit	2-8 L	15-32-7
55	Feb. 6	@ St. Louis	1-5 L	15-33-7
56	Feb. 9	Philadelphia	5-10 L	15-34-7
57	Feb. 11	@ Minnesota	3-6 L	15-35-7
58	Feb. 13	@ Boston	3-7 L	15-36-7
59	Feb. 14	@ Pittsburgh	2-6 L	15-37-7
60	Feb. 16	Atlanta	5-0 W	16-37-7
61	Feb. 17	Detroit	2-2 T	16-37-8
62	Feb. 20	Boston	6-7 L	16-38-8
63	Feb. 22	@ Buffalo	1-3 L	16-39-8
64	Feb. 24	@ Montreal	3-7 L	16-40-8
65	Feb. 28	@ Toronto	2-7 L	16-41-8
66	Mar. 3	@ NY Islanders	3-9 L	16-42-8
67	Mar. 4	@ NY Rangers	4-3 W	17-42-8
68	Mar. 9	Buffalo	5-2 W	18-42-8
69	Mar. 10	Chicago	2-4 L	18-43-8
70	Mar. 14	@ California	5-2 W	19-43-8
71	Mar. 16	Los Angeles	4-2 W	20-43-8
72	Mar. 17	Pittsburgh	6-1 W	21-43-8
73	Mar. 21	@ Montreal	2-3 L	21-44-8
74	Mar. 22	@ Philadelphia	0-9 L	21-45-8
75	Mar. 25	Toronto	7-4 W	22-45-8
76	Mar. 27	@ Minnesota	3-4 L	22-46-8
77	Mar. 30	Minnesota	3-3 T	22-46-9
78	Mar. 31	@ Los Angeles	3-6 L	22-47-9

EAST DIVISION FINISH

7th (59 Points)

COACH

Bill McCreary

GM

Hal Laycoe,
Phil Maloney

CAPTAIN

Orland Kurtenbach

SCORING

Player	GP	G	A	PTS	PIM
Boudrias	78	16	59	75	18
Ververgaert	78	26	31	57	25
Lever	78	23	25	48	28
Schmautz	49	26	19	45	58
O'Flaherty	78	22	20	42	18
Guevremont	72	15	24	39	34
Dunn	68	11	22	33	76
Wilkins	78	3	28	31	123
Oddleifson	BOS 49	10	11	21	25
	VAN 21	3	5	8	19
Bordeleau	68	11	13	24	20
Dailey	76	7	17	24	143
Lemieux	72	5	17	22	23
Kurtenbach	52	8	13	21	30
Tannahill	33	8	12	20	4
Gould	BUF 30	4	2	6	2
	VAN 45	9	10	19	8
Kearns	52	4	13	17	30
McSheffrey	54	9	3	12	34
Boddy	53	2	10	12	59
Korab	31	4	7	11	64

Player	GP	G	A	PTS	PIM
Pratt	BUF 33	0	7	7	52
	VAN 45	3	8	11	44
Lalonde	36	3	4	7	18
Wright	20	3	3	6	11
Mair	6	1	3	4	0
Lampman	STL 15	1	0	1	0
	VAN 14	1	0	1	0
Seguin	1	1	0	1	0
McCord	3	0	0	0	6
Sobchuk	1	0	0	0	0
Folco	2	0	0	0	0
Gloor	2	0	0	0	0
L. Gould	2	0	0	0	0
Stone	2	0	0	0	0
O'Neil	5	0	0	0	0
Caron	10	0	0	0	2
Smith	65	0	0	0	47

Goaltender	GPI	MIN	GA	SO	AVG	W-L-T
Smith	65	3,632	208	3	3.44	20-33-8
Dyck	12	583	45	0	4.63	2-5-2
Caron	10	465	38	0	4.90	2-5-1

RESULTS

No	Date	Opponent	Score	Record
1	Oct. 10	@ Boston	4-6 L	0-1-0
2	Oct. 13	@ Montreal	4-3 L	0-2-0
3	Oct. 14	@ Buffalo	3-1 W	1-2-0
4	Oct. 17	@ Chicago	0-5 L	1-3-0
5	Oct. 19	Philadelphia	2-1 W	2-3-0
6	Oct. 23	Atlanta	3-0 W	3-3-0
7	Oct. 26	Detroit	8-3 W	4-3-0
8	Oct. 30	NY Rangers	3-3 T	4-3-1
9	Nov. 2	St. Louis	1-3 L	4-4-1
10	Nov. 6	Buffalo	3-2 W	5-4-1
11	Nov. 9	Chicago	0-4 L	5-5-1
12	Nov. 11	@ Boston	2-4 L	5-6-1
13	Nov. 13	@ St. Louis	1-6 L	5-7-1
14	Nov. 14	@ Minnesota	3-6 L	5-8-1
15	Nov. 16	Toronto	3-3 T	5-8-2
16	Nov. 17	Philadelphia	2-2 T	5-8-3
17	Nov. 21	@ Pittsburgh	4-5 L	5-9-3
18	Nov. 23	@ Atlanta	1-4 L	5-10-3
19	Nov. 25	@ NY Rangers	0-5 L	5-11-3
20	Nov. 27	@ St. Louis	2-2 T	5-11-4
21	Nov. 30	Minnesota	4-5 L	5-12-4
22	Dec. 4	Los Angeles	2-3 L	5-13-4
23	Dec. 7	Atlanta	0-2 L	5-14-4
24	Dec. 8	Pittsburgh	3-2 W	6-14-4
25	Dec. 11	Montreal	2-2 T	6-14-5
26	Dec. 15	@ Boston	2-7 L	6-15-5
27	Dec. 16	@ Detroit	5-7 L	6-16-5
28	Dec. 18	@ NY Islanders	2-2 T	6-16-6
29	Dec. 20	@ Philadelphia	3-9 L	6-17-6
30	Dec. 22	@ Toronto	6-4 W	7-17-6
31	Dec. 23	@ Chicago	2-6 L	7-18-6
32	Dec. 26	California	6-4 W	8-18-6
33	Dec. 28	Minnesota	3-5 L	8-19-6
34	Dec. 29	NY Islanders	3-4 L	8-20-6
35	Jan. 1	Boston	2-2 T	8-20-7
36	Jan. 3	@ NY Islanders	3-2 L	8-21-7
37	Jan. 5	@ Montreal	3-5 L	8-22-7
38	Jan. 6	@ Buffalo	3-6 L	8-23-7
39	Jan. 8	St. Louis	1-3 L	8-24-7

No	Date	Opponent	Score	Record
40	Jan. 11	@ California	3-2 W	9-24-7
41	Jan. 12	NY Rangers	1-6 L	9-25-7
42	Jan. 15	Toronto	4-2 W	10-25-7
43	Jan. 18	Pittsburgh	2-6 L	10-26-7
44	Jan. 20	@ Chicago	2-7 L	10-27-7
45	Jan. 22	Philadelphia	2-3 L	10-28-7
46	Jan. 25	Minnesota	4-5 L	10-29-7
47	Jan. 27	@ Buffalo	3-2 W	11-29-7
48	Jan. 30	@ Detroit	7-3 W	12-29-7
49	Feb. 2	NY Islanders	2-2 T	12-29-8
50	Feb. 6	@ California	2-4 L	12-30-8
51	Feb. 9	Detroit	5-4 W	13-30-8
52	Feb. 10	Buffalo	5-2 W	14-30-8
53	Feb. 12	@ St. Louis	3-2 W	15-30-8
54	Feb. 13	@ Minnesota	3-3 T	15-30-9
55	Feb. 15	Boston	2-4 L	15-31-9
56	Feb. 16	NY Rangers	4-9 L	15-32-9
57	Feb. 19	@ Los Angeles	4-3 W	16-32-9
58	Feb. 21	@ Montreal	2-5 L	16-33-9
59	Feb. 23	@ Toronto	4-3 W	17-33-9
60	Feb. 26	@ NY Islanders	1-1 T	17-33-10
61	Feb. 27	@ NY Rangers	2-4 L	17-34-10
62	Mar. 2	@ Pittsburgh	1-6 L	17-35-10
63	Mar. 3	@ Atlanta	3-5 L	17-36-10
64	Mar. 8	Buffalo	2-4 L	17-37-10
65	Mar. 9	Chicago	4-4 T	17-37-11
66	Mar. 12	Detroit	1-2 L	17-38-11
67	Mar. 15	Atlanta	3-0 W	18-38-11
68	Mar. 16	Pittsburgh	6-8 L	18-39-11
69	Mar. 20	@ NY Rangers	7-5 W	19-39-11
70	Mar. 21	@ Philadelphia	1-3 L	19-40-11
71	Mar. 23	@ Los Angeles	0-5 L	19-41-11
72	Mar. 24	Toronto	3-2 W	20-41-11
73	Mar. 26	Montreal	3-4 L	20-42-11
74	Mar. 30	NY Islanders	4-2 W	21-42-11
75	Mar. 31	California	7-0 W	22-42-11
76	Apr. 3	@ California	4-1 W	23-42-11
77	Apr. 5	Los Angeles	5-2 W	24-42-11
78	Apr. 6	@ Los Angeles	1-1 L	24-43-11

SMYTHE DIVISION FINISH

1st (86 Points)

COACH

Phil Maloney

GM

Phil Maloney

CAPTAIN

Alternates Only

SCORING

Player	GP	G	A	PTS	PIM
Boudrias	77	16	62	78	46
Lever	80	38	30	68	49
Gould	78	34	31	65	27
Ververgaert	57	19	32	51	25
Oddleifson	60	16	35	51	54
Bordeleau	67	17	31	48	21
Dailey	70	12	36	48	103
Lalonde	74	17	30	47	48
O'Flaherty	80	25	17	42	37
Monahan	79	14	20	34	51
Rocheport	76	18	11	29	2
Robitaille	69	12	15	27	20
Boddy	66	2	23	25	31
Meehan	57	10	15	25	4
DeMarco	PIT 8	2	1	3	4
	VAN 61	10	14	24	21
Pratt	79	5	17	22	145
Grisdale	60	1	12	13	95

Player	GP	G	A	PTS	PIM
Kearns	49	1	11	12	31
Sedlbauer	26	3	4	7	17
Murray	ATL 42	3	3	6	22
	VAN 13	1	5	6	8
Snepsts	27	1	2	3	30
Mair	2	0	1	1	0
Smith	72	0	1	1	33
Wilkins	7	0	1	1	6
Guevremont	2	0	0	0	0
Dunn	1	0	0	0	11
Wiley	1	0	0	0	0
Hurlburt	1	0	0	0	2
Wilcox	2	0	0	0	0
Lockett	25	0	0	0	2

Goaltender	GPI	MIN	GA	SO	AVG	W-L-T
Smith	72	3,828	197	6	3.09	32-24-9
Lockett	25	912	48	2	3.16	6-7-1
Bullock	1	60	4	0	4.00	0-1-0

RESULTS

No	Date	Opponent	Score	Record
1	Oct. 9	Atlanta	3-3 T	0-0-1
2	Oct. 12	St. Louis	3-5 L	0-1-1
3	Oct. 15	@ St. Louis	6-4 W	1-1-1
4	Oct. 16	@ Minnesota	1-1 T	1-1-2
5	Oct. 19	@ Toronto	5-4 W	2-1-2
6	Oct. 20	@ NY Rangers	1-0 W	3-1-2
7	Oct. 22	Minnesota	2-3 L	3-2-2
8	Oct. 25	Kansas City	5-3 W	4-2-2
9	Oct. 26	Philadelphia	2-3 L	4-3-2
10	Oct. 29	Detroit	7-0 W	5-3-2
11	Nov. 1	Pittsburgh	7-4 W	6-3-2
12	Nov. 5	NY Rangers	2-1 W	7-3-2
13	Nov. 7	@ Kansas City	6-4 W	8-3-2
14	Nov. 9	@ Montreal	3-4 L	8-4-2
15	Nov. 10	@ Detroit	4-2 W	9-4-2
16	Nov. 12	Chicago	1-0 W	10-4-2
17	Nov. 15	Los Angeles	2-2 T	10-4-3
18	Nov. 16	Toronto	5-2 W	11-4-3
19	Nov. 19	St. Louis	6-3 W	12-4-3
20	Nov. 21	@ Philadelphia	4-3 W	13-4-3
21	Nov. 23	@ NY Islanders	3-3 T	13-4-4
22	Nov. 24	@ Boston	4-7 L	13-5-4
23	Nov. 26	@ Kansas City	3-4 L	13-6-4
24	Nov. 27	@ St. Louis	6-1 W	14-6-4
25	Nov. 30	NY Islanders	3-0 W	15-6-4
26	Dec. 3	Minnesota	6-5 W	16-6-4
27	Dec. 6	Atlanta	7-5 W	17-6-4
28	Dec. 8	@ Detroit	2-4 L	17-7-4
29	Dec. 10	California	3-0 W	18-7-4
30	Dec. 12	@ Buffalo	5-3 W	19-7-4
31	Dec. 14	@ Kansas City	2-2 T	19-7-5
32	Dec. 15	@ Chicago	2-4 L	19-8-5
33	Dec. 17	Washington	4-2 W	20-8-5
34	Dec. 20	Montreal	1-6 L	20-9-5
35	Dec. 22	@ California	6-4 W	21-9-5
36	Dec. 26	@ Los Angeles	1-5 L	21-10-5
37	Dec. 28	Boston	6-4 W	22-10-5
38	Jan. 1	Philadelphia	0-2 L	22-11-5
39	Jan. 4	@ Pittsburgh	3-4 L	22-12-5
40	Jan. 5	@ NY Rangers	2-6 L	22-13-5

No	Date	Opponent	Score	Record
41	Jan. 8	@ Toronto	4-6 L	22-14-5
42	Jan. 9	@ Boston	1-5 L	22-15-5
43	Jan. 12	@ Buffalo	1-5 L	22-16-5
44	Jan. 15	@ Chicago	1-2 L	22-17-5
45	Jan. 17	Buffalo	2-4 L	22-18-5
46	Jan. 18	NY Rangers	2-3 L	22-19-5
47	Jan. 23	@ Washington	3-2 W	23-19-5
48	Jan. 24	@ Atlanta	4-1 W	24-19-5
49	Jan. 26	Toronto	6-4 W	25-19-5
50	Jan. 28	Montreal	1-3 L	25-20-5
51	Feb. 1	Washington	5-2 W	26-20-5
52	Feb. 4	Pittsburgh	2-3 L	26-21-5
53	Feb. 7	Chicago	3-1 W	27-21-5
54	Feb. 11	Kansas City	4-0 W	28-21-5
55	Feb. 14	Detroit	5-4 W	29-21-5
56	Feb. 15	Atlanta	3-3 T	29-21-6
57	Feb. 18	Boston	1-3 L	29-22-6
58	Feb. 21	@ NY Islanders	4-1 W	30-22-6
59	Feb. 22	@ Minnesota	1-4 L	30-23-6
60	Feb. 26	@ Montreal	3-4 L	30-24-6
61	Feb. 27	@ Philadelphia	1-3 L	30-25-6
62	Mar. 1	@ Pittsburgh	3-7 L	30-26-6
63	Mar. 2	@ Washington	7-3 W	31-26-6
64	Mar. 4	@ Minnesota	4-6 L	31-27-6
65	Mar. 5	@ St. Louis	2-5 L	31-28-6
66	Mar. 7	Chicago	2-1 W	32-28-6
67	Mar. 8	NY Islanders	5-7 L	32-29-6
68	Mar. 11	Kansas City	3-3 T	32-29-7
69	Mar. 14	Buffalo	5-1 W	33-29-7
70	Mar. 16	@ Chicago	4-3 W	34-29-7
71	Mar. 18	@ NY Islanders	4-4 T	34-29-8
72	Mar. 19	@ NY Rangers	0-3 L	34-30-8
73	Mar. 21	@ Atlanta	4-12 L	34-31-8
74	Mar. 23	St. Louis	3-3 T	34-31-9
75	Mar. 25	Philadelphia	3-5 L	34-32-9
76	Mar. 28	Los Angeles	4-2 W	35-32-9
77	Mar. 29	@ Los Angeles	3-3 T	35-32-10
78	Apr. 1	California	7-0 W	36-32-10
79	Apr. 2	@ California	3-0 W	37-32-10
80	Apr. 4	Minnesota	4-1 W	38-32-10

SMYTHE DIVISION FINISH

2nd (81 Points)

COACH

Phil Maloney

GM

Phil Maloney

CAPTAIN

Andre Boudrias

SCORING

Player	GP	G	A	PTS	PIM
Ververgaert	80	37	34	71	53
Lever	80	25	40	65	93
Oddleifson	80	16	46	62	88
Gould	70	32	27	59	16
Blight	74	25	31	56	29
Kearns	80	5	46	51	48
Lalonde	71	14	36	50	46
Dailey	67	15	24	39	119
O'Flaherty	68	20	18	38	47
Boudrias	71	7	31	38	10
Monahan	66	16	17	33	39
Sedlbauer	56	19	13	32	66
Robitaille	71	8	19	27	69
Snepsts	78	3	15	18	125
Bordeleau	48	5	12	17	6
Walton	10	8	8	16	9

Player	GP	G	A	PTS	PIM	
Boddy	34	5	6	11	33	
DeMarco	34	3	8	11	2	
Richardson	24	3	6	9	19	
Grisdale	38	2	6	8	54	
Murray	65	2	5	7	28	
Pratt	52	1	5	6	72	
Rocheffort	11	0	3	3	0	
Smith	51	0	1	1	24	
Gassoff	4	0	0	0	5	
Lockett	30	0	0	0	6	
Ridley	9	0	0	0	0	
Wiley	2	0	0	0	2	
Goaltender	GPI	MIN	GA	SO	AVG	W-L-T
Ridley	9	500	19	1	2.28	6-0-2
Lockett	30	1,436	83	0	3.47	7-8-7
Smith	51	2,864	167	2	3.50	20-24-6

RESULTS

No	Date	Opponent	Score	Record
1	Oct. 8	@ Minnesota	3-2 W	1-0-0
2	Oct. 11	@ Kansas City	2-4 L	1-1-0
3	Oct. 12	@ Chicago	0-3 L	1-2-0
4	Oct. 14	Washington	7-2 W	2-2-0
5	Oct. 17	Los Angeles	3-5 L	2-3-0
6	Oct. 19	@ NY Rangers	1-8 L	2-4-0
7	Oct. 21	@ NY Islanders	5-5 T	2-4-1
8	Oct. 22	@ Toronto	2-3 L	2-5-1
9	Oct. 24	Minnesota	4-2 W	3-5-1
10	Oct. 28	Atlanta	2-3 L	3-6-1
11	Oct. 30	@ Buffalo	4-4 T	3-6-2
12	Nov. 1	@ St. Louis	3-3 T	3-6-3
13	Nov. 2	@ Chicago	1-6 L	3-7-3
14	Nov. 4	NY Rangers	2-4 L	3-8-3
15	Nov. 8	Boston	4-2 W	4-8-3
16	Nov. 11	Toronto	3-2 W	5-8-3
17	Nov. 15	NY Islanders	4-3 W	6-8-3
18	Nov. 18	@ Atlanta	2-2 T	6-8-4
19	Nov. 19	@ Washington	5-2 W	7-8-4
20	Nov. 22	Chicago	1-1 T	7-8-5
21	Nov. 25	Buffalo	5-0 W	8-8-5
22	Nov. 26	@ California	1-2 L	8-9-5
23	Nov. 29	@ Montreal	4-6 L	8-10-5
24	Nov. 30	@ Philadelphia	3-5 L	8-11-5
25	Dec. 3	Detroit	9-1 W	9-11-5
26	Dec. 5	Atlanta	2-6 L	9-12-5
27	Dec. 9	St. Louis	5-3 W	10-12-5
28	Dec. 14	@ Boston	2-3 L	10-13-5
29	Dec. 17	@ Kansas City	5-6 L	10-14-5
30	Dec. 19	Pittsburgh	5-1 W	11-14-5
31	Dec. 20	Montreal	2-2 T	11-14-6
32	Dec. 27	@ St. Louis	2-4 L	11-15-6
33	Dec. 28	@ Detroit	3-2 W	12-15-6
34	Dec. 30	Kansas City	5-2 W	13-15-6
35	Jan. 2	Boston	4-4 T	13-15-7
36	Jan. 4	@ Detroit	4-3 W	14-15-7
37	Jan. 6	@ Washington	5-3 W	15-15-7
38	Jan. 8	@ Buffalo	5-8 L	15-16-7
39	Jan. 10	@ Pittsburgh	3-3 T	15-16-8
40	Jan. 11	@ Atlanta	2-5 L	15-17-8

No	Date	Opponent	Score	Record
41	Jan. 14	NY Rangers	5-1 W	16-17-8
42	Jan. 16	Chicago	1-2 L	16-18-8
43	Jan. 17	California	3-5 L	16-19-8
44	Jan. 21	@ Minnesota	1-5 L	16-20-8
45	Jan. 23	Minnesota	8-3 W	17-20-8
46	Jan. 24	Toronto	5-5 T	17-20-9
47	Jan. 27	Montreal	2-2 T	17-20-10
48	Jan. 30	Washington	4-2 W	18-20-10
49	Feb. 1	@ Chicago	3-2 W	19-20-10
50	Feb. 3	Buffalo	2-1 W	20-20-10
51	Feb. 5	@ Philadelphia	1-6 L	20-21-10
52	Feb. 6	@ St. Louis	3-5 L	20-22-10
53	Feb. 8	Pittsburgh	3-7 L	20-23-10
54	Feb. 10	NY Islanders	3-2 W	21-23-10
55	Feb. 12	@ Montreal	6-4 W	22-23-10
56	Feb. 14	@ Toronto	4-3 W	23-23-10
57	Feb. 17	Philadelphia	2-2 T	23-23-11
58	Feb. 18*	Philadelphia	4-6 L	23-24-11
59	Feb. 20	Minnesota	7-0 W	24-24-11
60	Feb. 21	St. Louis	5-4 W	25-24-11
61	Feb. 24	Chicago	1-4 L	25-25-11
62	Feb. 28	@ Pittsburgh	4-5 L	25-26-11
63	Feb. 29	@ Boston	3-5 L	25-27-11
64	Mar. 3	@ NY Rangers	3-3 T	25-27-12
65	Mar. 4	@ NY Islanders	3-3 T	25-27-13
66	Mar. 6	@ Kansas City	5-3 W	26-27-13
67	Mar. 7	@ Minnesota	4-3 W	27-27-13
68	Mar. 9	@ Los Angeles	1-6 L	27-28-13
69	Mar. 10	Kansas City	3-1 W	28-28-13
70	Mar. 13	NY Rangers	3-7 L	28-29-13
71	Mar. 16	Detroit	4-2 W	29-29-13
72	Mar. 18	@ Philadelphia	2-3 L	29-30-13
73	Mar. 19	@ Atlanta	2-2 T	29-30-14
74	Mar. 21	St. Louis	2-5 L	29-31-14
75	Mar. 23	NY Islanders	5-2 W	30-31-14
76	Mar. 26	Los Angeles	4-3 W	31-31-14
77	Mar. 27	@ Los Angeles	3-7 L	31-32-14
78	Mar. 30	California	4-4 T	31-32-15
79	Apr. 2	@ California	5-0 W	32-32-15
80	Apr. 4	Kansas City	5-2 W	33-32-15

*Ppd. from Dec. 12

SMYTHE DIVISION FINISH

4th (63 Points)

COACH

Phil Maloney
Orland Kurtenbach

GM

Phil Maloney

CAPTAIN

Chris Oddleifson

SCORING

Player	GP	G	A	PTS	PIM
Blight	78	28	40	68	32
Kearns	80	5	55	60	60
Lever	80	27	30	57	28
Vervegaert	79	27	18	45	38
Monahan	76	18	26	44	48
Graves	ATL 25	8	5	13	17
	VAN 54	10	20	30	17
Oddleifson	80	14	26	40	81
Sedlbauer	70	18	20	38	29
Sanderson	STL 32	8	13	21	26
	VAN 16	7	9	16	30
Lalonde	68	17	15	32	39
Walton	40	7	24	31	32
O'Flaherty	72	12	12	24	20
Goodenough	PHI 32	4	13	17	21
	VAN 30	2	4	6	27
Snepsts	79	4	18	22	149
Dailey	44	4	16	20	52
Spruce	51	9	6	15	37
Carriere	ATL 25	2	3	5	16
	VAN 49	1	9	10	55

Player	GP	G	A	PTS	PIM
J. Gould	25	7	8	15	2
Ralph Stewart	34	6	8	14	4
McIlhargey	PHI 40	2	1	3	164
	VAN 21	1	7	8	61
Gassoff	37	6	4	10	35
Wiley	34	4	6	10	4
Robitaille	40	0	9	9	21
Fortier	58	1	3	4	125
Grisdale	20	0	2	2	20
Maniago	47	0	1	1	0
Bullock	1	0	0	0	0
Manno	2	0	0	0	0
Flockhart	5	0	0	0	0
Murray	12	0	0	0	6
Ridley	37	0	0	0	4

Goaltender	GPI	MIN	GA	SO	AVG	W-L-T
Maniago	47	2,699	151	1	3.36	17-21-9
Ridley	37	2,074	134	0	3.88	8-21-4
Bullock	1	27	3	0	6.67	0-0-0

RESULTS

No	Date	Opponent	Score	Record
1	Oct. 6	@ Pittsburgh	5-9 L	0-1-0
2	Oct. 9	@ Montreal	0-3 L	0-2-0
3	Oct. 10	@ Chicago	1-5 L	0-3-0
4	Oct. 13	Washington	4-1 W	1-3-0
5	Oct. 16	St. Louis	3-6 L	1-4-0
6	Oct. 19	@ NY Islanders	1-6 L	1-5-0
7	Oct. 20	@ Buffalo	0-4 L	1-6-0
8	Oct. 22	@ Atlanta	5-3 W	2-6-0
9	Oct. 24	@ NY Rangers	5-4 W	3-6-0
10	Oct. 26	@ St. Louis	2-5 L	3-7-0
11	Oct. 28	Cleveland	3-1 W	4-7-0
12	Oct. 30	Atlanta	3-3 T	4-7-1
13	Nov. 1	NY Islanders	2-3 L	4-8-1
14	Nov. 3	NY Rangers	1-6 L	4-9-1
15	Nov. 5	Los Angeles	4-1 W	5-9-1
16	Nov. 7	@ Boston	1-3 L	5-10-1
17	Nov. 9	@ Washington	2-4 L	5-11-1
18	Nov. 11	@ Philadelphia	4-6 L	5-12-1
19	Nov. 13	Toronto	0-3 L	5-13-1
20	Nov. 17	Buffalo	2-3 L	5-14-1
21	Nov. 19	NY Islanders	4-6 L	5-15-1
22	Nov. 22	NY Rangers	2-3 L	5-16-1
23	Nov. 24	@ Buffalo	4-4 T	5-16-2
24	Nov. 25	@ Boston	2-4 L	5-17-2
25	Nov. 27	Chicago	4-3 W	6-17-2
26	Dec. 1	Detroit	2-5 L	6-18-2
27	Dec. 3	@ Colorado	2-3 L	6-19-2
28	Dec. 5	@ Chicago	4-2 W	7-19-2
29	Dec. 7	@ Washington	3-4 L	7-20-2
30	Dec. 8	@ Toronto	4-3 W	8-20-2
31	Dec. 11	Colorado	4-4 T	8-20-3
32	Dec. 14	Buffalo	3-6 L	8-21-3
33	Dec. 16	@ Detroit	3-7 L	8-22-3
34	Dec. 18	@ Minnesota	3-1 W	9-22-3
35	Dec. 20	Montreal	4-5 L	9-23-3
36	Dec. 22	@ Los Angeles	3-2 W	10-23-3
37	Dec. 23	St. Louis	2-4 L	10-24-3
38	Dec. 27	Philadelphia	1-5 L	10-25-3
39	Dec. 29	Boston	1-8 L	10-26-3
40	Jan. 1	@ NY Islanders	5-1 W	11-26-3

No	Date	Opponent	Score	Record
41	Jan. 2	@ NY Rangers	3-5 L	11-27-3
42	Jan. 4	@ Pittsburgh	2-2 T	11-27-4
43	Jan. 5	@ Atlanta	1-4 L	11-28-4
44	Jan. 7	@ Cleveland	4-8 L	11-29-4
45	Jan. 8	@ St. Louis	5-2 W	12-29-4
46	Jan. 12	Minnesota	5-3 W	13-29-4
47	Jan. 15	Cleveland	2-4 L	13-30-4
48	Jan. 19	Pittsburgh	0-3 L	13-31-4
49	Jan. 21	Toronto	1-3 L	13-32-4
50	Jan. 23	NY Rangers	6-2 W	14-32-4
51	Jan. 27	Chicago	1-1 T	14-32-5
52	Jan. 29	Minnesota	4-3 W	15-32-5
53	Feb. 3	Montreal	4-6 L	15-33-5
54	Feb. 5	@ Minnesota	5-5 T	15-33-6
55	Feb. 6	@ Detroit	2-3 L	15-34-6
56	Feb. 9	@ Montreal	0-6 L	15-35-6
57	Feb. 11	Pittsburgh	3-2 W	16-35-6
58	Feb. 14	NY Islanders	1-2 L	16-36-6
59	Feb. 16	Boston	3-7 L	16-37-6
60	Feb. 19	Atlanta	5-1 W	17-37-6
61	Feb. 21	St. Louis	0-4 L	17-38-6
62	Feb. 24	@ Los Angeles	2-2 T	17-38-7
63	Feb. 26	@ Minnesota	0-3 L	17-39-7
64	Feb. 27	@ Chicago	4-3 W	18-39-7
65	Mar. 2	@ Atlanta	2-1 W	19-39-7
66	Mar. 3	@ Philadelphia	2-5 L	19-40-7
67	Mar. 5	@ Toronto	4-4 T	19-40-8
68	Mar. 9	Washington	5-2 W	20-40-8
69	Mar. 10	Chicago	5-0 W	21-40-8
70	Mar. 12	Colorado	2-2 T	21-40-9
71	Mar. 13	@ Colorado	6-2 W	22-40-9
72	Mar. 15	Detroit	7-1 W	23-40-9
73	Mar. 19	@ St. Louis	4-4 T	23-40-10
74	Mar. 20	@ Colorado	4-1 W	24-40-10
75	Mar. 22	Philadelphia	4-4 T	24-40-11
76	Mar. 25	@ Cleveland	4-4 T	24-40-12
77	Mar. 26	@ Philadelphia	3-9 L	24-41-12
78	Mar. 29	Los Angeles	3-3 T	24-41-13
79	Apr. 1	Colorado	3-6 L	24-42-13
80	Apr. 3	Minnesota	6-3 W	25-42-13

SMYTHE DIVISION FINISH

3rd (57 Points)

COACH

Orland Kurtenbach

GM

Jake Milford

CAPTAIN

Don Lever

SCORING

Player	GP	G	A	PTS	PIM
Walton	65	29	37	66	30
Blight	80	25	38	63	33
Ververgaert	80	21	33	54	23
Lever	75	17	32	49	58
Martin	CHI 7	1	1	2	0
	VAN 67	15	31	46	36
Graves	80	21	26	47	18
Kearns	80	4	43	47	27
Gillis	79	23	18	41	35
Oddleifson	78	17	22	39	64
Sedlbauer	62	18	12	30	25
Monahan	67	10	19	29	28
Alexander	32	8	18	26	6
Snepsts	75	4	16	20	118
Manno	49	5	14	19	29
O'Flaherty	59	6	11	17	15
Gasoff	47	9	6	15	70
Grisdale	42	0	9	9	47
McIlhargey	69	3	5	8	172

Player	GP	G	A	PTS	PIM
Kannegiesser	42	1	7	8	36
Goodenough	42	1	6	7	28
Ralph Stewart	16	2	3	5	0
McCarthy	PHI 22	1	2	3	21
	VAN 1	0	0	0	0
Carriere	7	0	3	3	11
Callander	PHI 15	2	1	3	5
	VAN 17	2	0	2	2
Flockhart	24	0	1	1	12
Ridley	40	0	1	1	9
Veysey	1	0	0	0	0
Bannerman	1	0	0	0	0
Hanlon	4	0	0	0	2
Maniagio	46	0	0	0	18

Goaltender	GPI	MIN	GA	SO	AVG	W-L-T
Bannerman	1	20	0	0	0.00	0-0-0
Hanlon	4	200	9	0	2.70	1-2-1
Maniagio	46	2,570	172	1	4.02	10-24-8
Ridley	40	2,010	136	0	4.06	9-17-8

RESULTS

No	Date	Opponent	Score	Record
1	Oct. 12	@ NY Rangers	3-6 L	0-1-0
2	Oct. 14	@ Colorado	4-4 T	0-1-1
3	Oct. 15	@ Minnesota	5-3 W	1-1-1
4	Oct. 18	Detroit	3-2 W	2-1-1
5	Oct. 23	Boston	3-3 T	2-1-2
6	Oct. 25	Los Angeles	3-1 W	3-1-2
7	Oct. 27	NY Islanders	2-3 L	3-2-2
8	Oct. 29	Colorado	2-6 L	3-3-2
9	Nov. 2	Toronto	1-5 L	3-4-2
10	Nov. 4	NY Rangers	1-5 L	3-5-2
11	Nov. 6	@ Philadelphia	2-3 L	3-6-2
12	Nov. 8	@ Colorado	2-6 L	3-7-2
13	Nov. 9	@ St. Louis	6-8 L	3-8-2
14	Nov. 11	Minnesota	4-2 W	4-8-2
15	Nov. 15	Cleveland	5-4 W	5-8-2
16	Nov. 17	@ Boston	4-4 T	5-8-3
17	Nov. 19	@ NY Islanders	2-9 L	5-9-3
18	Nov. 20	@ NY Rangers	3-0 W	6-9-3
19	Nov. 22	Pittsburgh	3-3 T	6-9-4
20	Nov. 26	Chicago	2-2 T	6-9-5
21	Nov. 29	Philadelphia	0-3 L	6-10-5
22	Dec. 2	Atlanta	3-2 W	7-10-5
23	Dec. 4	@ Chicago	6-2 W	8-10-5
24	Dec. 6	@ Washington	5-2 W	9-10-5
25	Dec. 7	@ Atlanta	2-2 T	9-10-6
26	Dec. 10	@ Montreal	2-7 L	9-11-6
27	Dec. 11	@ Buffalo	0-3 L	9-12-6
28	Dec. 13	Washington	3-1 W	10-12-6
29	Dec. 17	Buffalo	5-5 T	10-12-7
30	Dec. 19	@ Los Angeles	2-3 L	10-13-7
31	Dec. 20	Atlanta	2-2 T	10-13-8
32	Dec. 23	Minnesota	5-7 L	10-14-8
33	Dec. 27	NY Islanders	2-4 L	10-15-8
34	Dec. 30	Colorado	2-2 T	10-15-9
35	Jan. 1	@ Chicago	3-2 W	11-15-9
36	Jan. 3	@ NY Islanders	1-4 L	11-16-9
37	Jan. 4	@ Pittsburgh	3-8 L	11-17-9
38	Jan. 6	@ Cleveland	1-6 L	11-18-9
39	Jan. 7	@ Toronto	4-6 L	11-19-9
40	Jan. 11	St. Louis	6-4 W	12-19-9

No	Date	Opponent	Score	Record
41	Jan. 14	Colorado	3-3 T	12-19-10
42	Jan. 17	NY Rangers	4-5 L	12-20-10
43	Jan. 19	Toronto	3-3 T	12-20-11
44	Jan. 21	@ Montreal	1-8 L	12-21-11
45	Jan. 22	@ Buffalo	2-2 T	12-21-12
46	Jan. 26	Philadelphia	2-6 L	12-22-12
47	Jan. 28	St. Louis	8-3 W	13-22-12
48	Jan. 31	Washington	4-2 W	14-22-12
49	Feb. 2	Montreal	4-4 T	14-22-13
50	Feb. 4	Chicago	1-5 L	14-23-13
51	Feb. 7	Atlanta	2-4 L	14-24-13
52	Feb. 9	@ Philadelphia	2-5 L	14-25-13
53	Feb. 11	@ Minnesota	2-3 L	14-26-13
54	Feb. 12	@ Detroit	3-8 L	14-27-13
55	Feb. 14	@ Washington	4-2 W	15-27-13
56	Feb. 15	@ NY Rangers	3-6 L	15-28-13
57	Feb. 17	@ Cleveland	2-3 L	15-29-13
58	Feb. 18	@ St. Louis	3-4 L	15-30-13
59	Feb. 22	Boston	4-6 L	15-31-13
60	Feb. 25	Minnesota	5-1 W	16-31-13
61	Feb. 27	Cleveland	3-3 T	16-31-14
62	Mar. 1	Chicago	3-2 W	17-31-14
63	Mar. 4	@ Toronto	3-4 L	17-32-14
64	Mar. 5	@ Boston	3-6 L	17-33-14
65	Mar. 7	@ NY Islanders	2-5 L	17-34-14
66	Mar. 8	@ Atlanta	3-8 L	17-35-14
67	Mar. 11	@ Pittsburgh	3-1 W	18-35-14
68	Mar. 12	@ Detroit	4-4 T	18-35-15
69	Mar. 15	Pittsburgh	7-4 W	19-35-15
70	Mar. 17	@ Colorado	1-3 L	19-36-15
71	Mar. 18	Detroit	4-5 L	19-37-15
72	Mar. 20	Montreal	1-5 L	19-38-15
73	Mar. 24	Buffalo	2-2 T	19-38-16
74	Mar. 26	@ Chicago	3-4 L	19-39-16
75	Mar. 28	@ Minnesota	4-9 L	19-40-16
76	Mar. 29	@ St. Louis	1-3 L	19-41-16
77	Mar. 31	Philadelphia	2-3 L	19-42-16
78	Apr. 4	St. Louis	3-2 W	20-42-16
79	Apr. 7	Los Angeles	5-5 T	20-42-17
80	Apr. 8	@ Los Angeles	3-5 L	20-43-17

SMYTHE DIVISION FINISH

2nd (63 Points)

COACH

Harry Neale

GM

Jake Milford

CAPTAIN

Don Lever, Kevin McCarthy

SCORING

Player	GP	G	A	PTS	PIM	Player	GP	G	A	PTS	PIM
Sedlbauer	79	40	16	56	26	Gassoff	34	4	7	11	53
Gradin	76	20	31	51	22	Derlago	9	4	4	8	2
Lever	71	23	21	44	17	Tudor	24	4	4	8	19
Smyl	62	14	24	38	89	Kozak	28	2	5	7	30
Oddleifson	67	11	26	37	51	McIlhargey	53	2	4	6	129
Fraser	78	16	19	35	116	Callander	32	4	1	5	7
Kearns	78	3	31	34	28	Grisdale	41	0	3	3	54
Snepsts	76	7	24	31	130	Flockhart	14	1	1	2	0
Martin	64	12	14	26	24	Zetterstrom	14	0	1	1	2
Graves	62	11	15	26	14	Wilson	17	0	1	1	0
Ververgaert	35	9	17	26	13	Hanlon	31	0	1	1	30
Gillis	78	13	12	25	33	Bromley	38	0	1	1	6
Manno	52	5	16	21	42	Smith	2	0	0	0	2
Lindgren	64	2	19	21	68						
Blight	56	5	10	15	16						
Eriksson	35	2	12	14	4						
Goodenough	36	4	9	13	18						

Goalender	GPI	MIN	GA	SO	AVG	W-L-T
Hanlon	31	1821	94	3	3.10	12-13-5
Bromley	38	2,144	136	2	3.81	11-19-6
Wilson	17	835	58	0	4.17	2-10-2

RESULTS

No	Date	Opponent	Score	Record	No	Date	Opponent	Score	Record
1	Oct. 11	Colorado	8-2 W	1-0-0	41	Jan. 6	@ Montreal	0-2 L	14-24-3
2	Oct. 13	St. Louis	8-4 W	2-0-0	42	Jan. 8	@ Toronto	5-1 W	15-24-3
3	Oct. 15	@ Chicago	3-3 T	2-0-1	43	Jan. 11	St. Louis	4-3 W	16-24-3
4	Oct. 17	@ St. Louis	6-8 L	2-1-1	44	Jan. 13	@ St. Louis	3-3 T	16-24-4
5	Oct. 18	@ Minnesota	2-7 L	2-2-1	45	Jan. 14	@ Washington	3-5 L	16-25-4
6	Oct. 20	Boston	1-5 L	2-3-1	46	Jan. 16	Montreal	2-2 T	16-25-5
7	Oct. 22	Buffalo	3-2 W	3-3-1	47	Jan. 19	Toronto	3-3 T	16-25-6
8	Oct. 25	@ NY Rangers	2-6 L	3-4-1	48	Jan. 24	Chicago	0-5 L	16-26-6
9	Oct. 28	@ NY Islanders	2-5 L	3-5-1	49	Jan. 26	St. Louis	4-1 W	17-26-6
10	Oct. 29	@ Philadelphia	5-2 W	4-5-1	50	Jan. 27	@ Colorado	2-2 T	17-26-7
11	Nov. 1	@ Chicago	1-0 W	5-5-1	51	Jan. 30	NY Rangers	3-5 L	17-27-7
12	Nov. 3	Toronto	1-3 L	5-6-1	52	Feb. 1	@ Atlanta	1-4 L	17-28-7
13	Nov. 5	NY Rangers	2-5 L	5-7-1	53	Feb. 3	@ Washington	5-1 W	18-28-7
14	Nov. 7	@ Atlanta	2-4 L	5-8-1	54	Feb. 4	@ Boston	1-6 L	18-29-7
15	Nov. 8	@ Detroit	4-4 W	6-8-1	55	Feb. 13	@ St. Louis	3-3 T	18-29-8
16	Nov. 10	Minnesota	2-3 L	6-9-1	56	Feb. 14	@ Minnesota	1-8 L	18-30-8
17	Nov. 12	Philadelphia	0-4 L	6-10-1	57	Feb. 17	NY Islanders	3-5 L	18-31-8
18	Nov. 16	Pittsburgh	3-6 L	6-11-1	58	Feb. 20	Philadelphia	3-3 T	18-31-9
19	Nov. 18	Montreal	2-4 L	6-12-1	59	Feb. 22	Colorado	0-3 W	19-31-9
20	Nov. 21	Chicago	5-2 W	7-12-1	60	Feb. 24	Boston	3-4 L	19-32-9
21	Nov. 23	@ Colorado	7-2 W	8-12-1	61	Feb. 26	@ Los Angeles	0-2 L	19-33-9
22	Nov. 25	NY Islanders	2-5 L	8-13-1	62	Feb. 28	Chicago	4-4 T	19-33-10
23	Nov. 28	@ St. Louis	6-3 W	9-13-1	63	Mar. 2	Washington	2-6 L	19-34-10
24	Nov. 29	@ Chicago	1-1 T	9-13-2	64	Mar. 4	Los Angeles	2-3 L	19-35-10
25	Dec. 1	Detroit	2-1 W	10-13-2	65	Mar. 7	@ Toronto	0-2 L	19-36-10
26	Dec. 5	Atlanta	3-0 W	11-13-2	66	Mar. 8	@ Montreal	1-11 L	19-37-10
27	Dec. 7	Chicago	4-2 W	12-13-2	67	Mar. 10	Colorado	1-3 L	19-38-10
28	Dec. 9	Washington	5-7 L	12-14-2	68	Mar. 13	Pittsburgh	3-9 L	19-39-10
29	Dec. 12	@ Boston	3-7 L	12-15-2	69	Mar. 15	@ Buffalo	2-4 L	19-40-10
30	Dec. 13	@ Toronto	1-5 L	12-16-2	70	Mar. 16	@ Colorado	4-1 W	20-40-10
31	Dec. 16	@ Pittsburgh	5-6 L	12-17-2	71	Mar. 18	Atlanta	2-1 W	21-40-10
32	Dec. 17	@ Buffalo	3-6 L	12-18-2	72	Mar. 21	St. Louis	1-1 T	21-40-11
33	Dec. 19	@ Minnesota	3-5 L	12-19-2	73	Mar. 23	Buffalo	3-4 L	21-41-11
34	Dec. 20	@ Detroit	2-7 L	12-20-2	74	Mar. 25	Minnesota	2-1 W	22-41-11
35	Dec. 23	Los Angeles	2-0 W	13-20-2	75	Mar. 27	Detroit	5-2 W	23-41-11
36	Dec. 28	Buffalo	3-3 T	13-20-3	76	Mar. 29	@ Philadelphia	0-5 L	23-42-11
37	Dec. 30	@ Los Angeles	0-4 L	13-21-3	77	Mar. 31	@ Colorado	2-0 W	24-42-11
38	Jan. 2	@ NY Islanders	0-9 L	13-22-3	78	Apr. 1	@ Chicago	2-2 T	24-42-12
39	Jan. 3	@ Pittsburgh	5-3 W	14-22-3	79	Apr. 3	Colorado	2-1 W	25-42-12
40	Jan. 5	@ NY Rangers	4-6 L	14-23-3	80	Apr. 6	Minnesota	2-2 T	25-42-13

SMYTHE DIVISION FINISH

3rd (70 Points)

COACH

Harry Neale

GM

Jake Milford

CAPTAIN

Kevin McCarthy

SCORING

Player	GP	G	A	PTS	PIM
Smyl	77	31	47	78	204
Gradin	80	30	45	75	22
Boldirev	ATL 52	16	24	40	20
	VAN 27	16	11	27	14
Williams	TOR 55	22	18	40	197
	VAN 23	8	5	13	81
McCarthy	79	15	30	45	70
Fraser	78	17	25	42	143
Lever	51	21	17	38	32
Lindgren	73	5	30	35	66
Derlago	54	11	15	26	27
Brasar	MIN 22	1	14	15	0
	VAN 48	9	10	19	7
Gillis	67	13	17	30	108
Rota	ATL 44	10	8	18	49
	VAN 26	5	6	11	29
Oddleifson	75	8	20	28	76
Snepsts	79	3	20	23	202
Vaive	47	13	8	21	111
Butler	TOR 55	7	8	15	29
	VAN 23	4	4	8	21
Sedlbauer	32	10	4	14	7
Holt	22	1	3	4	80
Smith	19	1	3	4	50

Player	GP	G	A	PTS	PIM
Manery	21	2	1	3	15
McIlhargey	24	0	2	2	41
Lupul	51	9	11	20	24
Ashton	47	5	14	19	11
Kearns	67	1	18	19	24
Blight	33	12	6	18	54
Manno	40	3	14	17	14
Hughes	52	2	11	13	181
Logan	CHI 12	2	3	5	34
	VAN 33	1	5	6	109
Callander	4	1	1	2	0
Goodenough	5	0	2	2	2
Hubick	5	0	1	1	0
Minor	5	0	1	1	2
Affleck	5	0	1	1	0
Hanlon	57	0	1	1	43
Hazlett	1	0	0	0	0
Tudor	2	0	0	0	0
Bromley	15	0	0	0	2

Goaltender	GPI	MIN	GA	SO	AVG	W-L-T
Bromley	15	860	43	1	3.00	8-2-4
Hanlon	57	3,341	193	0	3.47	17-29-10
Ridley	10	559	39	0	3.91	2-6-2

RESULTS

No	Date	Opponent	Score	Record
1	Oct. 9	St. Louis	2-5 L	0-1-0
2	Oct. 12	Detroit	3-1 W	1-1-0
3	Oct. 14	@ Edmonton	4-4 T	1-1-1
4	Oct. 17	@ St. Louis	5-1 W	2-1-1
5	Oct. 18	@ NY Rangers	3-6 L	2-2-1
6	Oct. 20	@ Toronto	0-2 L	2-3-1
7	Oct. 21	@ Buffalo	3-3 T	2-3-2
8	Oct. 24	Toronto	5-1 W	3-3-2
9	Oct. 27	Washington	5-3 W	4-3-2
10	Oct. 31	NY Islanders	2-2 T	4-3-3
11	Nov. 2	Boston	3-3 T	4-3-4
12	Nov. 4	NY Rangers	2-4 L	4-4-4
13	Nov. 6	Minnesota	7-7 T	4-4-5
14	Nov. 10	@ Detroit	2-1 W	5-4-5
15	Nov. 11	@ Philadelphia	4-5 L	5-5-5
16	Nov. 13	@ Atlanta	5-3 W	6-5-5
17	Nov. 14	@ Chicago	5-2 W	7-5-5
18	Nov. 16	Pittsburgh	5-2 W	8-5-5
19	Nov. 18	Montreal	5-2 W	9-5-5
20	Nov. 20	Los Angeles	1-5 L	9-6-5
21	Nov. 23	Philadelphia	2-5 L	9-7-5
22	Nov. 24	@ Winnipeg	3-5 L	9-8-5
23	Nov. 28	Winnipeg	4-2 W	10-8-5
24	Nov. 30	Chicago	1-1 T	10-8-6
25	Dec. 2	@ Quebec	1-3 L	10-9-6
26	Dec. 4	@ NY Islanders	5-1 W	11-9-6
27	Dec. 5	@ Pittsburgh	3-3 T	11-9-7
28	Dec. 8	@ Detroit	1-5 L	11-10-7
29	Dec. 9	@ Boston	3-5 L	11-11-7
30	Dec. 11	Hartford	5-3 W	12-11-7
31	Dec. 14	Colorado	5-3 W	13-11-7
32	Dec. 15	@ Los Angeles	3-4 L	13-12-7
33	Dec. 19	@ NY Rangers	3-5 L	13-13-7
34	Dec. 21	@ Washington	1-2 L	13-14-7
35	Dec. 22	@ Montreal	2-4 L	13-15-7
36	Dec. 28	Edmonton	3-5 L	13-16-7
37	Dec. 29	Quebec	6-2 W	14-16-7
38	Jan. 3	@ St. Louis	2-6 L	14-17-7
39	Jan. 4	@ Colorado	4-2 W	15-17-7
40	Jan. 6	@ Chicago	1-3 L	15-18-7

No	Date	Opponent	Score	Record
41	Jan. 8	@ NY Islanders	0-3 L	15-19-7
42	Jan. 9	@ Pittsburgh	2-4 L	15-20-7
43	Jan. 11	@ Washington	4-7 L	15-21-7
44	Jan. 12	@ Toronto	4-6 L	15-22-7
45	Jan. 16	Atlanta	3-5 L	15-23-7
46	Jan. 18	Buffalo	2-2 T	15-23-8
47	Jan. 22	Colorado	3-5 L	15-24-8
48	Jan. 23	NY Rangers	4-6 L	15-25-8
49	Jan. 27	Toronto	2-5 L	15-26-8
50	Jan. 29	Montreal	3-4 L	15-27-8
51	Feb. 2	@ Minnesota	5-4 W	16-27-8
52	Feb. 3	@ Buffalo	0-3 L	16-28-8
53	Feb. 7	@ Philadelphia	4-1 W	17-28-8
54	Feb. 9	@ Montreal	4-3 W	18-28-8
55	Feb. 12	@ Hartford	5-5 T	18-28-9
56	Feb. 16	Washington	3-5 L	18-29-9
57	Feb. 17	NY Islanders	4-2 W	19-29-9
58	Feb. 19	St. Louis	1-3 L	19-30-9
59	Feb. 22	Philadelphia	3-7 L	19-31-9
60	Feb. 23	Boston	4-4 T	19-31-10
61	Feb. 26	@ Minnesota	4-5 L	19-32-10
62	Feb. 29	@ Winnipeg	3-3 T	19-32-11
63	Mar. 1	@ Edmonton	5-2 W	20-32-11
64	Mar. 4	Winnipeg	2-1 W	21-32-11
65	Mar. 5	Chicago	3-3 T	21-32-12
66	Mar. 7	Atlanta	3-9 L	21-33-12
67	Mar. 9	@ Colorado	4-4 T	21-33-13
68	Mar. 10	@ Atlanta	5-2 W	22-33-13
69	Mar. 13	@ Hartford	1-3 L	22-34-13
70	Mar. 15	@ Boston	2-2 T	22-34-14
71	Mar. 16	@ Quebec	3-2 W	23-34-14
72	Mar. 19	Buffalo	3-3 T	23-34-15
73	Mar. 21	Detroit	2-5 L	23-35-15
74	Mar. 23	Quebec	2-6 L	23-36-15
75	Mar. 25	Pittsburgh	2-4 L	23-37-15
76	Mar. 28	Hartford	4-4 T	23-37-16
77	Mar. 30	Minnesota	5-3 W	24-37-16
78	Apr. 1	Edmonton	5-0 W	25-37-16
79	Apr. 3	@ Los Angeles	4-2 W	26-37-16
80	Apr. 5	@ Los Angeles	5-3 W	27-37-16

SMYTHE DIVISION FINISH

3rd (76 Points)

COACH

Harry Neale

GM

Jake Milford

CAPTAIN

Kevin McCarthy

SCORING

Player	GP	G	A	PTS	PIM
Gradin	79	21	48	69	34
Smyl	80	25	38	63	171
Brasar	80	22	41	63	8
Williams	77	35	27	62	343
Schmautz	73	27	34	61	137
Boldirev	72	26	33	59	34
MacDonald	EDM 51	19	24	43	27
	VAN 12	5	9	14	10
Rota	80	25	31	56	124
McCarthy	80	16	37	53	85
Fraser	77	25	24	49	118
Ashton	77	18	11	29	57
Lanz	76	7	22	29	40
Butler	80	12	14	26	60
Minor	74	10	14	24	108
Lindgren	52	4	18	22	32
Halward	LA 51	4	15	19	96
	VAN 7	0	1	1	4

Player	GP	G	A	PTS	PIM
Snepsts	76	3	16	19	212
Marois	8	1	2	3	46
	NVR 50	4	12	16	115
Kearns	46	1	14	15	28
Manno	20	0	11	11	30
Campbell	42	1	8	9	75
Gillis	11	0	4	4	4
Christie	9	1	1	2	0
Lupul	7	0	2	2	2
Blight	3	1	0	1	4
Hanlon	17	0	1	1	10
Bromley	20	0	1	1	0
Primeau	2	0	0	0	4
Logan	7	0	0	0	13
Oddleifson	8	0	0	0	6

Goaltender	GPI	MIN	GA	SO	AVG	W-L-T
Brodeur	52	3,024	177	0	3.51	17-18-16
Bromley	20	978	62	0	3.80	6-6-4
Hanlon	17	798	59	1	4.44	5-8-0

RESULTS

No	Date	Opponent	Score	Record
1	Oct. 10	Detroit	5-3 W	1-0-0
2	Oct. 12	Quebec	8-2 W	2-0-0
3	Oct. 15	@ Chicago	2-4 L	2-1-0
4	Oct. 16	@ Philadelphia	5-2 W	3-1-0
5	Oct. 18	@ Montreal	1-4 L	3-2-0
6	Oct. 21	@ NY Islanders	6-3 W	4-2-0
7	Oct. 22	@ NY Rangers	2-3 L	4-3-0
8	Oct. 24	Boston	3-2 W	5-3-0
9	Oct. 26	Toronto	8-5 W	6-3-0
10	Oct. 29	@ Quebec	3-3 T	6-3-1
11	Nov. 1	@ Hartford	4-4 T	6-3-2
12	Nov. 2	@ Buffalo	3-4 L	6-4-2
13	Nov. 5	Edmonton	4-3 W	7-4-2
14	Nov. 7	Minnesota	3-2 W	8-4-2
15	Nov. 8	NY Rangers	6-4 W	9-4-2
16	Nov. 11	St. Louis	2-8 L	9-5-2
17	Nov. 14	Montreal	3-3 T	9-5-3
18	Nov. 16	Los Angeles	2-3 L	9-6-3
19	Nov. 18	Winnipeg	6-1 W	10-6-3
20	Nov. 19	@ Edmonton	6-4 W	11-6-3
21	Nov. 22	@ Hartford	3-4 L	11-7-3
22	Nov. 23	@ NY Rangers	2-2 T	11-7-4
23	Nov. 26	@ Pittsburgh	7-4 W	12-7-4
24	Nov. 28	Chicago	6-4 W	13-7-4
25	Nov. 29	Philadelphia	3-3 T	13-7-5
26	Dec. 3	Hartford	4-4 T	13-7-6
27	Dec. 4	@ Los Angeles	1-3 L	13-8-6
28	Dec. 7	NY Islanders	3-5 L	13-9-6
29	Dec. 9	@ Washington	4-2 W	14-9-6
30	Dec. 10	@ Toronto	8-5 W	15-9-6
31	Dec. 13	@ Boston	2-1 W	16-9-6
32	Dec. 14	@ Buffalo	2-2 T	16-9-7
33	Dec. 17	Montreal	4-4 T	16-9-8
34	Dec. 19	Pittsburgh	10-4 W	17-9-8
35	Dec. 21	Buffalo	3-3 T	17-9-9
36	Dec. 26	Los Angeles	3-6 L	17-10-9
37	Dec. 28	St. Louis	2-3 L	17-11-9
38	Dec. 30	Washington	3-3 T	17-11-10
39	Jan. 2	@ Detroit	2-2 T	17-11-11
40	Jan. 3	@ St. Louis	3-6 L	17-12-11

No	Date	Opponent	Score	Record
41	Jan. 6	@ Colorado	7-3 W	18-12-11
42	Jan. 7	@ Minnesota	1-1 T	18-12-12
43	Jan. 9	@ Winnipeg	4-4 T	18-12-13
44	Jan. 13	Colorado	3-3 T	18-12-14
45	Jan. 16	Detroit	3-1 W	19-12-14
46	Jan. 17	@ Colorado	5-2 W	20-12-14
47	Jan. 20	Toronto	2-2 T	20-12-15
48	Jan. 21	@ Edmonton	1-5 L	20-13-15
49	Jan. 24	NY Rangers	5-7 L	20-14-15
50	Jan. 28	@ Chicago	3-7 L	20-15-15
51	Jan. 29	@ Washington	1-3 L	20-16-15
52	Feb. 1	Calgary	6-2 W	21-16-15
53	Feb. 3	Washington	3-3 T	21-16-16
54	Feb. 7	@ St. Louis	2-9 L	21-17-16
55	Feb. 8	@ Detroit	2-3 L	21-18-16
56	Feb. 12	@ Philadelphia	3-4 L	21-19-16
57	Feb. 14	@ Pittsburgh	2-2 T	21-19-17
58	Feb. 15	@ Minnesota	2-7 L	21-20-17
59	Feb. 18	Boston	5-7 L	21-21-17
60	Feb. 20	Quebec	3-9 L	21-22-17
61	Feb. 22	Calgary	3-5 L	21-23-17
62	Feb. 24	Philadelphia	6-4 W	22-23-17
63	Feb. 26	@ Los Angeles	3-4 L	22-24-17
64	Feb. 27	NY Islanders	1-5 L	22-25-17
65	Mar. 1	Hartford	3-0 W	23-25-17
66	Mar. 4	@ Toronto	5-2 W	24-25-17
67	Mar. 7	@ NY Islanders	1-3 L	24-26-17
68	Mar. 8	@ Boston	1-4 L	24-27-17
69	Mar. 10	@ Calgary	2-11 L	24-28-17
70	Mar. 13	Chicago	5-3 W	25-28-17
71	Mar. 14	Buffalo	2-1 W	26-28-17
72	Mar. 17	Pittsburgh	4-3 W	27-28-17
73	Mar. 21	@ Montreal	3-5 L	27-29-17
74	Mar. 23	@ Quebec	3-3 T	27-29-18
75	Mar. 25	Colorado	4-4 T	27-29-19
76	Mar. 27	@ Winnipeg	10-2 W	28-29-19
77	Mar. 29	Minnesota	2-4 L	28-30-19
78	Apr. 1	Winnipeg	4-4 T	28-30-10
79	Apr. 3	Edmonton	2-7 L	28-31-20
80	Apr. 4	@ Calgary	5-6 L	28-32-20

SMYTHE DIVISION FINISH

2nd (77 Points)

COACH

Harry Neale,
Roger Neilson

GM

Jake Milford

CAPTAIN

Kevin McCarthy

SCORING

Player	GP	G	A	PTS	PIM
Gradin	76	37	49	86	32
Smyl	80	34	44	78	144
Boldirev	78	33	40	73	45
Fraser	79	28	39	67	175
Hlinka	72	23	37	60	16
Currie	STL 48	18	22	40	17
	VAN 12	5	3	8	2
Molin	72	15	31	46	10
McCarthy	71	6	39	45	84
Rota	51	20	20	40	139
Williams	77	17	21	38	341
MacDonald	59	18	15	33	20
Nil	STL 61	9	12	21	127
	VAN 8	1	2	3	5
Lindgren	75	5	16	21	74
Brasar	53	6	12	18	6
Lupul	41	10	7	17	26
Delorme	59	9	8	17	177

Player	GP	G	A	PTS	PIM
Halward	37	4	13	17	40
Snepsts	68	3	14	17	153
Lanz	39	3	11	14	48
Crawford	40	4	8	12	29
Belland	28	3	6	9	16
Eldebrink	38	1	8	9	21
Campbell	47	0	8	8	131
Butler	25	3	1	4	15
Lemay	5	1	2	3	0
Bubla	23	1	1	2	16
Brodeur	52	0	2	2	0
McDonnell	7	0	1	1	12
Minor	13	0	1	1	6
Schliebener	22	0	1	1	10
Butcher	5	0	0	0	9

Goaltender	GPI	MIN	GA	SO	AVG	W-L-T
Heinz	3	180	9	1	3.00	2-1-0
Brodeur	52	3,010	168	2	3.35	20-18-12
Hanlon	28	1,610	106	1	3.95	8-14-5

RESULTS

No	Date	Opponent	Score	Record
1	Oct. 6	Colorado	4-2 W	1-0-0
2	Oct. 8	@ Calgary	1-1 T	1-0-1
3	Oct. 9	Edmonton	6-2 W	2-0-1
4	Oct. 11	@ Buffalo	2-2 T	2-0-2
5	Oct. 14	@ NY Rangers	1-2 L	2-1-2
6	Oct. 15	@ NY Islanders	1-4 L	2-2-2
7	Oct. 17	@ Montreal	4-10 L	2-3-2
8	Oct. 19	@ Quebec	3-6 L	2-4-2
9	Oct. 23	Hartford	2-2 T	2-4-3
10	Oct. 25	Pittsburgh	4-6 L	2-5-3
11	Oct. 28	Washington	3-0 W	3-5-3
12	Oct. 31	@ Philadelphia	8-4 W	4-5-3
13	Nov. 1	@ Detroit	1-3 L	4-6-3
14	Nov. 4	@ Hartford	4-1 W	5-6-3
15	Nov. 5	@ Boston	1-2 L	5-7-3
16	Nov. 8	Winnipeg	5-1 W	6-7-3
17	Nov. 11	Quebec	6-5 W	7-7-3
18	Nov. 14	Montreal	1-4 L	7-8-3
19	Nov. 15	@ Calgary	7-4 W	8-8-3
20	Nov. 19	Detroit	8-3 W	9-8-3
21	Nov. 21	@ Edmonton	3-8 L	9-9-3
22	Nov. 22	Colorado	5-5 T	9-9-4
23	Nov. 25	Chicago	6-2 W	10-9-4
24	Nov. 27	@ Colorado	6-3 W	11-9-4
25	Nov. 28	@ Los Angeles	2-3 L	11-10-4
26	Dec. 2	Minnesota	5-0 W	12-10-4
27	Dec. 4	@ Edmonton	3-7 L	12-11-4
28	Dec. 5	Edmonton	3-3 T	12-11-5
29	Dec. 9	NY Islanders	4-3 W	13-11-5
30	Dec. 12	@ Los Angeles	5-7 L	13-12-5
31	Dec. 13	Calgary	6-7 L	13-13-5
32	Dec. 16	Toronto	6-6 T	13-13-6
33	Dec. 18	@ Colorado	1-3 L	13-14-6
34	Dec. 19	@ St. Louis	0-5 L	13-15-6
35	Dec. 22	Minnesota	4-4 T	13-15-7
36	Dec. 23	@ Edmonton	1-6 L	13-16-7
37	Dec. 26	Los Angeles	2-2 T	13-16-8
38	Dec. 29	Boston	3-5 L	13-17-8
39	Dec. 31	Edmonton	3-1 W	14-17-8
40	Jan. 2	@ Washington	2-5 L	14-18-8

No	Date	Opponent	Score	Record
41	Jan. 4	@ NY Islanders	1-4 L	14-19-8
42	Jan. 7	@ NY Rangers	1-4 L	14-20-8
43	Jan. 9	@ Pittsburgh	3-4 L	14-21-8
44	Jan. 10	@ Chicago	2-3 L	14-22-8
45	Jan. 13	Calgary	5-1 W	15-22-8
46	Jan. 15	Los Angeles	3-3 T	15-22-9
47	Jan. 17	Pittsburgh	3-3 T	15-22-10
48	Jan. 19	St. Louis	4-5 L	15-23-10
49	Jan. 22	Edmonton	3-4 L	15-24-10
50	Jan. 24	Los Angeles	5-5 T	15-24-11
51	Jan. 27	Buffalo	4-3 W	16-24-11
52	Jan. 30	Philadelphia	4-2 W	17-24-11
53	Feb. 2	NY Rangers	3-4 L	17-25-11
54	Feb. 3	Toronto	3-1 W	18-25-11
55	Feb. 6	@ Los Angeles	4-5 L	18-26-11
56	Feb. 10	@ Toronto	4-1 W	19-26-11
57	Feb. 11	@ Detroit	4-4 T	19-26-12
58	Feb. 13	@ St. Louis	3-2 W	20-26-12
59	Feb. 15	@ Chicago	4-1 W	21-26-12
60	Feb. 17	Boston	6-3 W	22-26-12
61	Feb. 20	Hartford	4-2 W	23-26-12
62	Feb. 23	Calgary	2-2 T	23-26-13
63	Feb. 25	@ Calgary	4-11 L	23-27-13
64	Feb. 26	@ Colorado	4-3 W	24-27-13
65	Feb. 28	Philadelphia	3-3 T	24-27-14
66	Mar. 3	@ Colorado	2-3 L	24-28-14
67	Mar. 6	@ Minnesota	1-3 L	24-29-14
68	Mar. 7	@ Winnipeg	2-5 L	24-30-14
69	Mar. 10	Buffalo	4-7 L	24-31-14
70	Mar. 11	@ Calgary	3-6 L	24-32-14
71	Mar. 13	@ Edmonton	3-5 L	24-33-14
72	Mar. 17	@ Washington	6-6 T	24-33-15
73	Mar. 18	@ Montreal	4-2 W	25-33-15
74	Mar. 20	@ Quebec	3-3 T	25-33-16
75	Mar. 24	Colorado	5-4 W	26-33-16
76	Mar. 27	Calgary	7-2 W	27-33-16
77	Mar. 28	Winnipeg	5-0 W	28-33-16
78	Mar. 31	Colorado	4-4 T	28-33-17
79	Apr. 3	@ Los Angeles	6-0 W	29-33-17
80	Apr. 4	Los Angeles	7-4 W	30-33-17

SMYTHE DIVISION FINISH

3rd (75 Points)

COACH

Roger Neilson

GM

Harry Neale

CAPTAIN

Stan Smyl

SCORING

Player	GP	G	A	PTS	PIM
Smyl	74	38	50	88	114
Gradin	80	32	54	86	61
Rota	73	42	38	81	88
Hlinka	65	19	44	63	12
Halward	75	19	33	52	83
Lanz	74	10	38	48	46
Sundstrom	74	23	23	46	30
McCarthy	74	12	28	40	88
Molin	58	12	27	39	23
Bubla	72	2	28	30	59
Lupul	40	18	10	28	46
Boldirev	39	5	20	25	12
Nill	65	7	15	22	136
Williams	68	8	13	21	265
Lemay	44	11	9	20	41
Lindgren	64	6	14	20	48
Tanti	CHI 1	1	0	1	0
	VAN 39	8	8	16	16
Butcher	55	1	13	14	105
Kirton	DET 10	1	1	2	6
	VAN 31	4	6	10	4
Fraser	36	6	7	13	99

Player	GP	G	A	PTS	PIM
Delorme	56	5	8	13	87
Snepsts	46	2	8	10	80
Crawford	41	4	5	9	28
MacDonald	17	3	4	7	2
Belland	14	2	4	6	4
Minor	39	1	5	6	57
Kulak	4	1	1	2	0
Currie	8	1	1	2	0
Eldebrink	5	1	1	2	0
Garrett	QUE 17	0	1	1	2
	VAN 17	0	1	1	0
Brodeur	58	0	1	1	2
Caprice	1	0	0	0	0
Petit	2	0	0	0	0
Ellacott	12	0	0	0	0

Goaltender	GPI	MIN	GA	SO	AVG	W-L-T
Garrett	VAN 17	934	48	1	3.08	7-6-3
	QUE 17	953	64	0	4.03	6-8-2
Brodeur	58	3,291	208	0	3.79	21-26-8
Ellacott	12	555	41	0	4.43	2-3-4
Caprice	1	20	3	0	9.00	0-0-0

RESULTS

No	Date	Opponent	Score	Record
1	Oct. 5	NY Islanders	2-1 W	1-0-0
2	Oct. 6	@ Los Angeles	3-3 T	1-0-1
3	Oct. 9	Edmonton	3-6 L	1-1-1
4	Oct. 12	@ Pittsburgh	4-5 L	1-2-1
5	Oct. 14	@ Boston	1-2 L	1-3-1
6	Oct. 16	@ Hartford	5-6 L	1-4-1
7	Oct. 19	@ NY Islanders	4-5 L	1-5-1
8	Oct. 20	@ NY Rangers	5-6 L	1-6-1
9	Oct. 23	Boston	3-2 W	2-6-1
10	Oct. 26	Hartford	8-1 W	3-6-1
11	Oct. 29	Chicago	2-2 T	3-6-2
12	Oct. 31	@ Edmonton	3-2 W	4-6-2
13	Nov. 2	@ Quebec	5-2 W	5-6-2
14	Nov. 4	@ Philadelphia	4-3 W	6-6-2
15	Nov. 6	@ Montreal	2-4 L	6-7-2
16	Nov. 7	@ Buffalo	1-3 L	6-8-2
17	Nov. 10	Los Angeles	4-2 W	7-8-2
18	Nov. 13	@ Winnipeg	2-3 L	7-9-2
19	Nov. 14	@ Winnipeg	5-6 L	7-10-2
20	Nov. 16	Detroit	4-4 T	7-10-3
21	Nov. 20	@ Edmonton	3-3 T	7-10-4
22	Nov. 21	Washington	5-3 W	8-10-4
23	Nov. 23	Quebec	5-2 W	9-10-4
24	Nov. 26	New Jersey	4-4 T	9-10-5
25	Nov. 28	Philadelphia	5-5 T	9-10-6
26	Nov. 30	Los Angeles	2-5 L	9-11-6
27	Dec. 3	Calgary	4-5 L	9-12-6
28	Dec. 5	St. Louis	6-3 W	10-12-6
29	Dec. 8	@ Toronto	7-3 W	11-12-6
30	Dec. 9	@ Minnesota	6-9 L	11-13-6
31	Dec. 11	@ St. Louis	3-1 W	12-13-6
32	Dec. 15	Montreal	2-3 L	12-14-6
33	Dec. 16	@ Calgary	3-2 W	13-14-6
34	Dec. 18	Minnesota	3-3 T	13-14-7
35	Dec. 23	Calgary	3-6 L	13-15-7
36	Dec. 26	@ Los Angeles	2-4 L	13-16-7
37	Dec. 28	Winnipeg	4-4 T	13-16-8
38	Dec. 31	Edmonton	1-8 L	13-17-8
39	Jan. 2	@ New Jersey	1-3 L	13-18-8
40	Jan. 4	@ Philadelphia	1-4 L	13-19-8

No	Date	Opponent	Score	Record
41	Jan. 6	@ Hartford	6-4 W	14-19-8
42	Jan. 7	@ Buffalo	5-5 T	14-19-8
43	Jan. 12	Calgary	4-6 L	14-20-9
44	Jan. 13	@ Calgary	2-5 L	14-21-9
45	Jan. 16	Winnipeg	6-4 W	15-21-9
46	Jan. 18	NY Rangers	3-3 T	15-21-10
47	Jan. 19	@ Edmonton	4-9 L	15-22-10
48	Jan. 22	Edmonton	4-3 W	16-22-10
49	Jan. 25	@ Detroit	2-6 L	16-23-10
50	Jan. 26	@ Chicago	5-1 W	17-23-10
51	Jan. 29	NY Islanders	3-5 L	17-24-10
52	Feb. 1	Montreal	3-7 L	17-25-10
53	Feb. 5	@ Toronto	4-6 L	17-26-10
54	Feb. 6	@ New Jersey	4-4 T	17-26-11
55	Feb. 9	@ Pittsburgh	6-2 W	18-26-11
56	Feb. 13	@ Boston	1-3 L	18-27-11
57	Feb. 15	@ Winnipeg	4-7 L	18-28-11
58	Feb. 18	Washington	1-2 L	18-29-11
59	Feb. 20	Los Angeles	5-2 W	19-29-11
60	Feb. 22	St. Louis	6-3 W	20-29-11
61	Feb. 24	@ Los Angeles	0-8 L	20-30-11
62	Feb. 25	Toronto	1-4 L	20-31-11
63	Feb. 27	Calgary	6-2 W	21-31-11
64	Mar. 1	@ Calgary	1-8 L	21-32-11
65	Mar. 2	@ Winnipeg	3-0 W	22-32-11
66	Mar. 5	Winnipeg	5-4 W	23-32-11
67	Mar. 6	Winnipeg	6-2 W	24-32-11
68	Mar. 8	NY Rangers	7-3 W	25-32-11
69	Mar. 12	Buffalo	8-3 W	26-32-11
70	Mar. 14	@ Minnesota	3-6 L	26-33-11
71	Mar. 16	@ Edmonton	3-4 L	26-34-11
72	Mar. 18	Quebec	7-3 W	27-34-11
73	Mar. 20	Detroit	6-3 W	28-34-11
74	Mar. 21	Pittsburgh	7-3 W	29-34-11
75	Mar. 23	@ Washington	1-1 T	29-34-12
76	Mar. 25	Chicago	3-3 T	29-34-13
77	Mar. 27	Los Angeles	8-4 W	30-34-13
78	Mar. 29	Edmonton	4-7 L	30-35-13
79	Mar. 31	@ Calgary	4-4 T	30-35-14
80	Apr. 3	@ Los Angeles	2-2 T	30-35-15

SMYTHE DIVISION FINISH

3rd (73 Points)

COACH

Roger Neilson,
Harry Neale

GM

Harry Neale

CAPTAIN

Stan Smyl

SCORING

Player	GP	G	A	PTS	PIM
Sundstrom	78	38	53	91	37
Tanti	79	45	41	86	50
Gradin	75	21	57	78	32
Smyl	80	24	43	67	136
Lanz	79	18	39	57	45
Rota	59	28	20	48	73
Lupul	69	17	27	44	51
Bubla	62	6	33	39	43
McNab	BOS 52	14	16	30	10
	VAN 13	1	6	7	10
Neely	56	16	15	31	57
Williams	67	15	16	31	294
Lemay	56	12	18	30	38
Halward	54	7	16	31	35
Gillis	37	9	13	22	7
Belland	44	7	13	20	24
Snepsts	79	4	16	20	152
McCarthy	47	2	14	16	61
Neill	51	9	6	15	78
Petit	44	6	9	15	53

Player	GP	G	A	PTS	PIM
Molin	42	6	7	13	4
Schliebener	51	2	10	12	48
Currie	18	3	3	6	2
Kirton	26	2	3	5	2
Delorme	64	2	2	4	68
Lanthier	11	2	1	3	2
Lindgren	7	1	2	3	4
Butcher	28	2	0	2	34
Martin	12	0	2	2	6
Brodeur	36	0	2	2	0
Hall	4	1	0	1	6
Crawford	19	0	1	1	9
Lidster	8	0	0	0	4
Minor	9	0	0	0	0
Caprice	19	0	0	0	2
Garrett	29	0	0	0	9

Goaltender	GP	MIN	GA	SO	AVG	W-L-T
Caprice	19	1,098	62	1	3.39	8-8-2
Brodeur	36	2,110	141	1	4.01	10-21-5
Garrett	29	1,653	113	0	4.10	14-10-2

RESULTS

No	Date	Opponent	Score	Record
1	Oct. 5	Calgary	3-5 L	0-1-0
2	Oct. 7	Minnesota	10-9 W	1-1-0
3	Oct. 9	Toronto	2-4 W	2-1-0
4	Oct. 11	@ St. Louis	7-3 L	2-2-0
5	Oct. 12	@ Chicago	1-2 L	2-3-0
6	Oct. 15	@ Montreal	4-5 L	2-4-0
7	Oct. 19	Edmonton	7-10 L	2-5-0
8	Oct. 21	New Jersey	5-4 W	3-5-0
9	Oct. 22	@ Edmonton	5-5 T	3-5-1
10	Oct. 25	St. Louis	7-1 W	4-5-1
11	Oct. 28	Hartford	5-4 W	5-5-1
12	Oct. 30	@ Calgary	3-4 L	5-6-1
13	Nov. 1	@ NY Islanders	3-6 L	5-7-1
14	Nov. 4	@ Washington	4-5 L	5-8-1
15	Nov. 5	@ Detroit	3-2 W	6-8-1
16	Nov. 9	Winnipeg	2-7 L	6-9-1
17	Nov. 11	Winnipeg	4-2 W	7-9-1
18	Nov. 13	Montreal	4-3 W	8-9-1
19	Nov. 16	@ Los Angeles	2-5 L	8-10-1
20	Nov. 18	Los Angeles	2-5 L	8-11-1
21	Nov. 20	Los Angeles	8-3 W	9-11-1
22	Nov. 23	@ Winnipeg	4-1 W	10-11-1
23	Nov. 26	Philadelphia	4-5 L	10-12-1
24	Nov. 28	@ NY Rangers	3-3 T	10-12-2
25	Nov. 30	@ Hartford	6-2 W	11-12-2
26	Dec. 1	@ Boston	1-7 L	11-13-2
27	Dec. 3	@ Toronto	5-5 T	11-13-3
28	Dec. 6	NY Islanders	2-5 L	11-14-3
29	Dec. 7	@ Edmonton	4-5 L	11-15-3
30	Dec. 10	Edmonton	3-2 W	12-15-3
31	Dec. 13	Quebec	6-2 W	13-15-3
32	Dec. 16	Calgary	5-3 W	14-15-3
33	Dec. 18	@ Buffalo	2-3 L	14-16-3
34	Dec. 20	@ Quebec	4-6 L	14-17-3
35	Dec. 21	@ Detroit	9-5 W	15-17-3
36	Dec. 26	Los Angeles	4-5 L	15-18-3
37	Dec. 28	Edmonton	2-4 L	15-19-3
38	Dec. 30	@ Calgary	1-5 L	15-20-3
39	Dec. 31	Boston	5-5 T	15-20-4
40	Jan. 3	@ Los Angeles	4-3 W	16-20-4

No	Date	Opponent	Score	Record
41	Jan. 4	@ Los Angeles	3-3 T	16-20-5
42	Jan. 7	@ Minnesota	0-2 L	16-21-5
43	Jan. 8	@ Chicago	0-2 L	16-22-5
44	Jan. 10	@ St. Louis	0-2 L	16-23-5
45	Jan. 13	Washington	4-6 L	16-24-5
46	Jan. 15	Hartford	5-0 W	17-24-5
47	Jan. 17	Buffalo	1-5 L	17-25-5
48	Jan. 18	@ Edmonton	5-7 L	17-26-5
49	Jan. 20	@ Winnipeg	6-6 T	17-26-6
50	Jan. 22	@ Winnipeg	4-6 L	17-27-6
51	Jan. 25	Edmonton	4-6 L	17-28-6
52	Jan. 27	Philadelphia	4-0 W	18-28-6
53	Jan. 29	New Jersey	3-2 W	19-28-6
54	Feb. 2	@ Los Angeles	2-4 L	19-29-6
55	Feb. 4	NY Rangers	4-5 L	19-30-6
56	Feb. 5	@ Calgary	2-4 L	19-31-6
57	Feb. 7	@ Quebec	4-2 W	20-31-6
58	Feb. 9	@ Montreal	7-6 W	21-31-6
59	Feb. 11	@ NY Islanders	4-6 L	21-32-6
60	Feb. 12	@ Philadelphia	6-5 W	22-32-6
61	Feb. 17	Pittsburgh	1-4 L	22-33-6
62	Feb. 19	Calgary	5-2 W	23-33-6
63	Feb. 21	Boston	2-5 L	23-34-6
64	Feb. 23	@ Calgary	2-3 L	23-35-6
65	Feb. 24	Los Angeles	5-3 W	24-35-6
66	Feb. 26	Toronto	4-4 T	24-35-7
67	Feb. 28	@ Washington	3-2 W	25-35-7
68	Feb. 29	@ Pittsburgh	9-5 W	26-35-7
69	Mar. 2	@ New Jersey	2-4 L	26-36-7
70	Mar. 4	@ NY Rangers	5-4 W	27-36-7
71	Mar. 7	Winnipeg	4-3 W	28-36-7
72	Mar. 9	Chicago	4-3 W	29-36-7
73	Mar. 11	@ Edmonton	2-12 L	29-37-7
74	Mar. 13	Pittsburgh	4-3 W	30-37-7
75	Mar. 17	Buffalo	2-5 L	30-38-7
76	Mar. 20	Detroit	3-6 L	30-39-7
77	Mar. 23	@ Winnipeg	4-3 W	31-39-7
78	Mar. 25	Calgary	4-4 T	31-39-8
79	Mar. 28	Winnipeg	5-1 W	32-39-8
80	Mar. 30	Minnesota	3-3 T	32-39-9

SMYTHE DIVISION FINISH

5th (59 Points)

COACH

Bill Laforge,
Harry Neale

GM

Harry Neale

CAPTAIN

Stan Smyl

SCORING

Player	GP	G	A	PTS	PIM
Sundstrom	71	25	43	68	46
Smyl	80	27	37	64	100
Gradin	76	22	42	64	43
Tanti	68	39	20	59	45
Lemay	74	21	31	52	68
McNab	75	23	25	48	10
Neely	72	21	18	39	137
Skriko	72	21	14	35	10
MacAdam	80	14	20	34	27
Halward	71	7	27	34	82
Petit	69	5	26	31	127
Lidster	78	6	24	30	55
Lupul	66	12	17	29	82
Daigneault	67	4	23	27	69
Kirton	62	17	5	22	21
Lanz	57	2	17	19	69
Bubla	56	2	15	17	54
Gillis	37	5	11	16	23
Butcher	75	3	9	12	152

Player	GP	G	A	PTS	PIM
Lanthier	27	6	4	10	13
Belland	13	0	6	6	6
Hall	7	1	4	5	19
Delorme	31	1	2	3	51
Stevens	6	0	3	3	6
Caprice	28	0	2	2	0
Martin	12	0	1	1	39
Brodeur	51	0	1	1	4
Crawford	1	0	0	0	4
Holloway	2	0	0	0	0
Morrison	8	0	0	0	0
Coxe	9	0	0	0	49
Garrett	10	0	0	0	14
Schliebener	11	0	0	0	16

Goaltender	GPI	MIN	GA	SO	AVG	W-L-T
Brodeur	51	2,930	228	0	4.67	16-27-6
Caprice	28	1,523	122	0	4.81	8-14-3
Garrett	10	407	44	0	6.49	1-5-0

RESULTS

No	Date	Opponent	Score	Record
1	Oct. 11	Quebec	2-5 L	0-1-0
2	Oct. 13	@ Los Angeles	6-5 W	1-1-0
3	Oct. 14	Calgary	5-7 L	1-2-0
4	Oct. 17	@ Pittsburgh	3-4 L	1-3-0
5	Oct. 18	@ Philadelphia	2-3 L	1-4-0
6	Oct. 20	@ Hartford	2-3 L	1-5-0
7	Oct. 23	@ NY Islanders	5-6 L	1-6-0
8	Oct. 24	@ Chicago	3-9 L	1-7-0
9	Oct. 28	Washington	2-5 L	1-8-0
10	Oct. 30	@ Edmonton	0-7 L	1-9-0
11	Oct. 31	Los Angeles	3-10 L	1-10-0
12	Nov. 3	Chicago	6-4 W	2-10-0
13	Nov. 7	@ Toronto	4-4 T	2-10-1
14	Nov. 9	@ Winnipeg	5-7 L	2-11-1
15	Nov. 10	@ Minnesota	5-5 T	2-11-2
16	Nov. 12	Montreal	3-5 L	2-12-2
17	Nov. 14	Detroit	3-2 W	3-12-2
18	Nov. 16	Pittsburgh	7-6 W	4-12-2
19	Nov. 17	@ Edmonton	0-7 L	4-13-2
20	Nov. 20	St. Louis	1-5 L	4-14-2
21	Nov. 21	@ Calgary	4-6 L	4-15-2
22	Nov. 23	Winnipeg	1-5 L	4-16-2
23	Nov. 25	Calgary	2-4 L	4-17-2
24	Nov. 27	St. Louis	1-6 L	4-18-2
25	Nov. 29	@ Los Angeles	1-12 L	4-19-2
26	Dec. 1	@ Los Angeles	3-6 L	4-20-2
27	Dec. 3	NY Islanders	4-5 L	4-21-2
28	Dec. 8	Edmonton	3-2 W	5-21-2
29	Dec. 11	@ Quebec	4-3 W	6-21-2
30	Dec. 13	@ Montreal	5-4 W	7-21-2
31	Dec. 15	@ Boston	1-2 L	7-22-2
32	Dec. 16	@ Buffalo	2-2 T	7-22-3
33	Dec. 20	@ Calgary	1-9 L	7-23-3
34	Dec. 21	@ Edmonton	3-1 W	8-23-3
35	Dec. 23	Calgary	4-5 L	8-24-3
36	Dec. 26	Los Angeles	3-3 T	8-24-4
37	Dec. 28	Philadelphia	4-7 L	8-25-4
38	Dec. 30	Edmonton	7-7 T	8-25-5
39	Jan. 2	@ NY Rangers	0-6 L	8-26-5
40	Jan. 3	@ New Jersey	6-4 W	9-26-5

No	Date	Opponent	Score	Record
41	Jan. 5	@ Toronto	4-1 W	10-26-5
42	Jan. 8	@ Philadelphia	3-5 L	10-27-5
43	Jan. 9	@ Pittsburgh	4-7 L	10-28-5
44	Jan. 13	Toronto	3-5 L	10-29-5
45	Jan. 15	NY Islanders	6-5 W	11-29-5
46	Jan. 18	Edmonton	4-4 T	11-29-6
47	Jan. 19	@ Edmonton	5-7 L	11-30-6
48	Jan. 21	Calgary	3-3 T	11-30-7
49	Jan. 23	Winnipeg	4-6 L	11-31-7
50	Jan. 25	Winnipeg	7-4 W	12-31-7
51	Jan. 26	@ Calgary	2-6 L	12-32-7
52	Jan. 30	Montreal	5-4 W	13-32-7
53	Feb. 1	Hartford	4-3 W	14-32-7
54	Feb. 3	NY Rangers	4-1 W	15-32-7
55	Feb. 6	@ St. Louis	0-4 L	15-33-7
56	Feb. 8	@ Winnipeg	5-5 T	15-33-8
57	Feb. 10	@ Winnipeg	5-3 W	16-33-8
58	Feb. 16	Boston	3-2 W	17-33-8
59	Feb. 19	New Jersey	7-5 W	18-33-8
60	Feb. 21	Washington	2-6 L	18-34-8
61	Feb. 23	Quebec	5-7 L	18-35-8
62	Feb. 26	@ Washington	2-3 L	18-36-8
63	Feb. 27	@ Detroit	5-11 L	18-37-8
64	Mar. 2	@ Boston	0-5 L	18-38-8
65	Mar. 3	@ Hartford	7-6 W	19-38-8
66	Mar. 6	NY Rangers	3-6 L	19-39-8
67	Mar. 8	Los Angeles	4-3 W	20-39-8
68	Mar. 10	Edmonton	6-3 W	21-39-8
69	Mar. 13	Buffalo	6-4 W	22-39-8
70	Mar. 15	Detroit	5-6 L	22-40-8
71	Mar. 17	Chicago	4-6 L	22-41-8
72	Mar. 20	@ Buffalo	5-4 W	23-41-8
73	Mar. 21	@ New Jersey	3-2 W	24-41-8
74	Mar. 23	@ Winnipeg	4-6 L	24-42-8
75	Mar. 25	@ Minnesota	3-5 L	24-43-8
76	Mar. 27	Winnipeg	3-5 L	24-44-8
77	Mar. 31	Minnesota	3-2 W	25-44-8
78	Apr. 3	@ Calgary	3-5 L	25-45-8
79	Apr. 5	Los Angeles	3-4 L	25-46-8
80	Apr. 6	@ Los Angeles	4-4 T	25-46-9

SMYTHE DIVISION FINISH

4th (59 Points)

COACH

Tom Watt

GM

Jack Gordon

CAPTAIN

Stan Smyl

SCORING

Player	GP	G	A	PTS	PIM
Skriko	80	38	40	78	34
Tanti	77	39	33	72	85
Sundstrom	79	18	48	66	28
Smyl	73	27	35	62	144
Lanz	75	15	38	53	73
Gradin	71	14	27	41	34
Neely	73	14	20	34	126
Halward	70	8	25	33	111
Lemay	48	16	15	31	92
Peterson	77	8	23	31	94
Tambellini	48	15	15	30	12
Bubla	43	6	24	30	30
Lidster	78	12	16	28	56
Daigneault	64	5	23	28	45
Crawford	54	11	14	25	92
Lowry	73	10	8	18	143

Player	GP	G	A	PTS	PIM
Lanthier	62	7	10	17	12
Hall	19	5	5	10	6
Coxe	57	3	5	8	176
Petit	32	1	6	7	27
Lupul	19	4	1	5	12
Sandlak	23	1	3	4	10
Belland	7	1	2	3	4
Cochrane	49	0	3	3	125
Brodeur	64	0	2	2	16
Caprice	7	0	1	1	0
Bruce	12	0	1	1	14
Dunbar	1	0	0	0	2
Young	22	0	0	0	0

Goaltender	GPI	MIN	GA	SO	AVG	W-L-T
Young	22	1,023	61	0	3.58	4-9-3
Brodeur	64	3,541	240	2	4.07	19-31-8
Caprice	7	308	28	0	5.45	0-4-2

RESULTS

No	Date	Opponent	Score	Record
1	Oct. 10	@ Los Angeles	6-5 W	1-0-0
2	Oct. 12	St. Louis	3-4 L	1-1-0
3	Oct. 14	NY Islanders	4-2 W	2-1-0
4	Oct. 16	Boston	3-3 T	2-1-1
5	Oct. 18	Los Angeles	5-4 W	3-1-1
6	Oct. 20	@ NY Rangers	3-4 L	3-2-1
7	Oct. 22	@ NY Islanders	2-2 T	3-2-2
8	Oct. 23	@ Detroit	5-0 W	4-2-2
9	Oct. 25	@ Buffalo	4-5 L	4-3-2
10	Oct. 27	@ Philadelphia	4-7 L	4-4-2
11	Oct. 30	Toronto	5-3 W	5-4-2
12	Nov. 2	Buffalo	6-2 W	6-4-2
13	Nov. 5	Edmonton	4-6 L	6-5-2
14	Nov. 8	@ Edmonton	0-13 L	6-6-2
15	Nov. 9	@ Winnipeg	7-2 W	7-6-2
16	Nov. 11	Detroit	5-0 W	8-6-2
17	Nov. 13	Pittsburgh	3-6 L	8-7-2
18	Nov. 15	@ Washington	3-5 L	8-8-2
19	Nov. 16	@ St. Louis	5-6 L	8-9-2
20	Nov. 19	@ Detroit	7-5 W	9-9-2
21	Nov. 20	@ Chicago	0-2 L	9-10-2
22	Nov. 22	New Jersey	5-6 L	9-11-2
23	Nov. 26	Chicago	3-5 L	9-12-2
24	Nov. 27	@ Edmonton	5-5 T	9-12-3
25	Nov. 29	Hartford	4-5 L	9-13-3
26	Dec. 2	@ Montreal	0-7 L	9-14-3
27	Dec. 4	@ Quebec	4-5 L	9-15-3
28	Dec. 6	@ New Jersey	1-4 L	9-16-3
29	Dec. 7	@ Washington	1-2 L	9-17-3
30	Dec. 11	Winnipeg	3-6 L	9-18-3
31	Dec. 14	Calgary	4-3 W	10-18-3
32	Dec. 15	@ Edmonton	3-5 L	10-19-3
33	Dec. 17	Washington	4-4 T	10-19-4
34	Dec. 20	Toronto	5-3 W	11-19-4
35	Dec. 21	@ Los Angeles	6-2 W	12-19-4
36	Dec. 23	Winnipeg	5-3 W	13-19-4
37	Dec. 27	Philadelphia	1-6 L	13-20-4
38	Dec. 29	Edmonton	3-5 L	13-21-4
39	Jan. 2	@ Minnesota	2-3 L	13-22-4
40	Jan. 5	@ Winnipeg	0-4 L	13-23-4

No	Date	Opponent	Score	Record
41	Jan. 7	@ Winnipeg	2-2 T	13-23-5
42	Jan. 9	@ Calgary	4-5 L	13-24-5
43	Jan. 10	Hartford	3-4 L	13-25-5
44	Jan. 14	NY Rangers	1-2 L	13-26-5
45	Jan. 17	Los Angeles	7-9 L	13-27-5
46	Jan. 18	@ Los Angeles	4-4 T	13-27-6
47	Jan. 21	New Jersey	5-3 W	14-27-6
48	Jan. 24	Pittsburgh	4-3 W	15-27-6
49	Jan. 29	Calgary	4-4 T	15-27-7
50	Jan. 31	Minnesota	10-5 W	16-27-7
51	Feb. 7	Winnipeg	5-2 W	17-27-7
52	Feb. 9	Winnipeg	3-3 T	17-27-8
53	Feb. 11	@ NY Islanders	0-1 L	17-28-8
54	Feb. 12	@ NY Rangers	2-5 L	17-29-8
55	Feb. 15	@ Pittsburgh	4-9 L	17-30-8
56	Feb. 16	@ Toronto	4-4 T	17-30-9
57	Feb. 18	@ Hartford	4-5 L	17-31-9
58	Feb. 21	Calgary	0-4 L	17-32-9
59	Feb. 23	Boston	1-6 L	17-33-9
60	Feb. 26	Montreal	2-4 L	17-34-9
61	Feb. 28	Philadelphia	3-1 W	18-34-9
62	Mar. 1	@ Calgary	2-3 L	18-35-9
63	Mar. 4	Edmonton	2-6 L	18-36-9
64	Mar. 6	Los Angeles	5-5 T	18-36-10
65	Mar. 8	@ St. Louis	3-7 L	18-37-10
66	Mar. 11	@ Quebec	1-1 T	18-37-11
67	Mar. 12	@ Montreal	2-3 L	18-38-11
68	Mar. 15	@ Boston	1-1 T	18-38-12
69	Mar. 16	@ Chicago	4-5 L	18-39-12
70	Mar. 19	Buffalo	3-4 L	18-40-12
71	Mar. 21	@ Calgary	5-5 T	18-40-13
72	Mar. 22	Minnesota	6-2 W	19-40-13
73	Mar. 24	@ Winnipeg	4-8 L	19-41-13
74	Mar. 26	Quebec	7-6 W	20-41-13
75	Mar. 28	Los Angeles	2-1 W	21-41-13
76	Mar. 30	Calgary	4-2 W	22-41-13
77	Apr. 1	@ Calgary	5-6 L	22-42-13
78	Apr. 2	@ Edmonton	4-8 L	22-43-13
79	Apr. 5	@ Los Angeles	5-3 W	23-43-13
80	Apr. 6	Edmonton	2-3 L	23-44-13

SMYTHE DIVISION FINISH

5th (66 Points)

COACH

Tom Watt

GM

Jack Gordon

CAPTAIN

Stan Smyl

SCORING

Player	GP	G	A	PTS	PIM
Tanti	77	41	38	79	84
Pederson	79	24	52	76	50
Skriko	76	33	41	74	44
Sundstrom	72	29	42	71	40
Lidster	80	12	51	63	40
Smyl	66	20	23	43	84
Sutter	74	20	22	42	113
Tambellini	72	16	20	36	14
Sandlak	78	15	21	36	66
Lemay	52	9	17	26	128
Summanen	EDM 48	10	7	17	15
	VAN 10	4	4	8	0
Petit	69	12	13	25	131
Hodgson	43	9	13	22	25
Peterson	69	7	15	22	77
Butcher	70	5	15	20	207
Lowry	70	8	10	18	176
Richter	78	2	15	17	172
Bruce	50	9	7	16	109
Benning	TOR 5	0	0	0	4
	VAN 54	2	11	13	40

Player	GP	G	A	PTS	PIM
Maxwell	30	1	7	8	28
Lanz	17	1	6	7	10
Crawford	21	0	3	3	67
Halward	10	0	3	3	34
Kulak	28	1	1	2	38
LeBlanc	2	1	0	1	0
Coxe	15	1	0	1	31
Young	8	0	1	1	0
Levie	9	0	1	1	13
Bartel	40	0	1	1	14
Gamble	1	0	0	0	0
Agnew	4	0	0	0	0
Hall	4	0	0	0	0
Cochrane	14	0	0	0	52
Caprice	25	0	0	0	9
Brodeur	53	0	0	0	2

Goaltender	GPI	MIN	GA	SO	AVG	W-L-T
Brodeur	53	2,972	178	1	3.59	20-25-5
Caprice	25	1,390	89	0	3.84	8-11-2
Gamble	1	60	4	0	4.00	0-1-0
Young	8	420	35	0	5.00	1-6-1

RESULTS

No	Date	Opponent	Score	Record
1	Oct. 11	St. Louis	4-3 W	1-0-0
2	Oct. 13	Quebec	1-7 L	1-1-0
3	Oct. 15	@ New Jersey	2-3 L	1-2-0
4	Oct. 16	@ Philadelphia	2-6 L	1-3-0
5	Oct. 18	@ Minnesota	1-4 L	1-4-0
6	Oct. 22	Boston	5-1 W	2-4-0
7	Oct. 24	Chicago	2-2 T	2-4-1
8	Oct. 26	@ Edmonton	2-3 L	2-5-1
9	Oct. 28	Washington	2-3 L	2-6-1
10	Oct. 31	Edmonton	2-6 L	2-7-1
11	Nov. 2	Montreal	3-5 L	2-8-1
12	Nov. 4	@ Pittsburgh	2-2 T	2-8-2
13	Nov. 5	@ Washington	2-3 L	2-9-2
14	Nov. 7	@ Buffalo	7-6 W	3-9-2
15	Nov. 8	@ Toronto	5-3 W	4-9-2
16	Nov. 11	@ Calgary	3-5 L	4-10-2
17	Nov. 12	Hartford	3-4 L	4-11-2
18	Nov. 14	Winnipeg	2-3 L	4-12-2
19	Nov. 18	Calgary	5-0 W	5-12-2
20	Nov. 21	NY Rangers	5-8 L	5-13-2
21	Nov. 22	@ Edmonton	2-5 L	5-14-2
22	Nov. 25	Los Angeles	11-5 W	6-14-2
23	Nov. 26	@ Los Angeles	5-3 W	7-14-2
24	Nov. 29	Winnipeg	3-6 L	7-15-2
25	Dec. 2	Chicago	2-4 L	7-16-2
26	Dec. 5	NY Islanders	3-4 L	7-17-2
27	Dec. 7	@ Winnipeg	3-1 W	8-17-2
28	Dec. 9	@ Philadelphia	3-6 L	8-18-2
29	Dec. 11	@ Boston	2-4 L	8-19-2
30	Dec. 13	@ Hartford	2-2 T	8-19-3
31	Dec. 14	@ Chicago	7-3 W	9-19-3
32	Dec. 17	Detroit	4-5 L	9-20-3
33	Dec. 19	@ Edmonton	2-4 L	9-21-3
34	Dec. 20	Calgary	3-5 L	9-22-3
35	Dec. 23	Los Angeles	6-4 W	10-22-3
36	Dec. 27	Philadelphia	4-2 W	11-22-3
37	Dec. 30	Edmonton	3-7 L	11-23-3
38	Jan. 2	Los Angeles	3-3 T	11-23-4
39	Jan. 4	@ Winnipeg	2-4 L	11-24-4
40	Jan. 6	@ Quebec	2-3 L	11-25-4

No	Date	Opponent	Score	Record
41	Jan. 7	@ Montreal	3-2 W	12-24-4
42	Jan. 10	@ New Jersey	2-2 T	12-25-5
43	Jan. 11	@ NY Rangers	3-8 L	12-26-5
44	Jan. 14	@ Los Angeles	0-4 L	12-27-5
45	Jan. 16	Calgary	9-5 W	13-27-5
46	Jan. 17	@ Calgary	4-3 W	14-27-5
47	Jan. 19	@ Winnipeg	4-5 L	14-28-5
48	Jan. 21	NY Rangers	5-3 W	15-28-5
49	Jan. 23	Pittsburgh	0-6 L	15-29-5
50	Jan. 27	Edmonton	4-4 T	15-29-6
51	Jan. 28	@ Edmonton	3-7 L	15-30-6
52	Jan. 30	New Jersey	3-4 L	15-31-6
53	Feb. 1	Minnesota	3-4 L	15-32-6
54	Feb. 3	@ Calgary	4-2 W	16-32-6
55	Feb. 4	NY Islanders	4-1 W	17-32-6
56	Feb. 6	St. Louis	2-2 T	17-32-7
57	Feb. 8	Calgary	2-3 L	17-33-7
58	Feb. 14	@ Pittsburgh	3-3 T	17-33-8
59	Feb. 17	@ St. Louis	4-3 W	18-33-8
60	Feb. 18	@ Minnesota	3-7 L	18-34-8
61	Feb. 20	Washington	3-6 L	18-35-8
62	Feb. 22	Toronto	3-2 W	19-35-8
63	Feb. 24	@ Calgary	0-2 L	19-36-8
64	Feb. 26	@ Detroit	4-5 L	19-37-8
65	Feb. 28	@ Toronto	6-8 L	19-38-8
66	Mar. 1	@ Buffalo	4-2 W	20-38-8
67	Mar. 4	Edmonton	5-8 L	20-39-8
68	Mar. 6	Montreal	4-1 W	21-39-8
69	Mar. 8	@ Los Angeles	2-5 L	21-40-8
70	Mar. 10	Detroit	7-4 W	22-40-8
71	Mar. 13	Buffalo	6-4 W	23-40-8
72	Mar. 17	Quebec	4-2 W	24-40-8
73	Mar. 20	Winnipeg	6-5 OTW	25-40-8
74	Mar. 22	@ Winnipeg	2-3 L	25-41-8
75	Mar. 26	@ NY Islanders	5-2 W	26-41-8
76	Mar. 28	@ Boston	1-2 L	26-42-8
77	Mar. 29	@ Hartford	4-7 L	26-43-8
78	Apr. 1	@ Los Angeles	8-3 W	27-43-8
79	Apr. 3	Winnipeg	6-4 W	28-43-8
80	Apr. 5	Los Angeles	5-2 W	29-43-8

SMYTHE DIVISION FINISH

5th (59 Points)

COACH

Bob McCammon

GM

Pat Quinn

CAPTAIN

Stan Smyl

SCORING

Player	GP	G	A	PTS	PIM
Tanti	73	40	37	77	90
Adams	80	36	40	76	30
Pederson	76	19	52	71	92
Skriko	73	30	34	64	32
Smyl	57	12	25	37	110
Lidster	64	4	32	36	105
Benning	77	7	26	33	58
Sandlak	49	16	15	31	81
Suttor	80	15	15	30	165
Wickenheiser	80	7	19	26	36
Boyd	60	7	16	23	64
Butcher	80	6	17	23	285
LeBlanc	41	12	10	22	18
Tambellini	41	11	10	21	8
Saunders	56	7	13	20	10
Coxe	64	5	12	17	186
Lawless	HFD 27	4	5	9	16
	PHI 8	0	5	5	0
	VAN 13	0	1	1	0
Huber	35	4	10	14	40
Kidd	19	4	7	11	25
Bruce	28	7	3	10	57
Hodgson	8	3	7	10	57
Stanley	57	2	7	9	151

Player	GP	G	A	PTS	PIM	
Bradley	11	3	5	8	6	
Richter	49	2	4	6	224	
Melnyk	NYR 14	0	1	1	34	
	VAN 49	2	3	5	73	
Summanen	9	2	3	5	2	
Berry	14	2	3	5	6	
Lowry	22	1	3	4	38	
Petit	10	0	3	3	35	
Woodley	5	2	0	2	17	
Bakovic	10	2	0	2	48	
Lanthier	5	1	1	2	2	
Vilgrain	6	1	1	2	0	
McLean	41	0	2	2	8	
Agnew	10	0	1	1	16	
Caprice	22	0	0	0	6	
MacDonald	1	0	0	0	0	
Murphy	5	0	0	0	2	
Rohlicek	7	0	0	0	4	
Stern	15	0	0	0	52	
Weeks	9	0	0	0	0	
Golterender	GPI	MIN	GA	SO	AVG	W-L-T
Weeks	9	550	31	0	3.38	4-3-2
McLean	41	2,380	147	1	3.71	11-27-3
Caprice	22	1,250	87	0	4.18	7-10-2
Brodeur	11	670	49	0	4.39	3-6-2

RESULTS

No	Date	Opponent	Score	Record
1	Oct. 8	St. Louis	8-2 W	1-0-0
2	Oct. 10	NY Islanders	1-7 L	1-1-0
3	Oct. 12	Detroit	2-3 L	1-2-0
4	Oct. 18	@ Los Angeles	4-2 W	2-2-0
5	Oct. 21	Boston	4-5 L	2-3-0
6	Oct. 23	Edmonton	4-5 OT L	2-4-0
7	Oct. 24	@ Edmonton	5-9 L	2-5-0
8	Oct. 27	Washington	2-3 L	2-6-0
9	Oct. 30	Calgary	3-3 T	2-6-1
10	Nov. 1	@ Winnipeg	3-7 L	2-7-1
11	Nov. 3	@ Washington	2-3 L	2-8-1
12	Nov. 5	@ Philadelphia	4-3 W	3-8-1
13	Nov. 7	@ Minnesota	4-1 W	4-8-1
14	Nov. 8	@ Winnipeg	1-3 L	4-9-1
15	Nov. 11	Buffalo	4-4 T	4-9-2
16	Nov. 13	Quebec	6-4 W	5-9-2
17	Nov. 15	@ Calgary	4-8 L	5-10-2
18	Nov. 17	Pittsburgh	6-4 W	6-10-2
19	Nov. 19	@ Detroit	4-1 W	7-10-2
20	Nov. 21	@ St. Louis	1-4 L	7-11-2
21	Nov. 22	@ Chicago	2-3 L	7-12-2
22	Nov. 25	Calgary	2-4 L	7-13-2
23	Nov. 27	New Jersey	4-2 W	8-13-2
24	Dec. 1	@ Quebec	3-1 W	9-13-2
25	Dec. 2	@ Montreal	3-3 T	9-13-3
26	Dec. 5	@ Pittsburgh	3-6 L	9-14-3
27	Dec. 6	@ Buffalo	5-1 W	10-14-3
28	Dec. 8	Minnesota	2-3 L	10-15-3
29	Dec. 11	@ Edmonton	1-2 L	10-16-3
30	Dec. 12	Edmonton	3-6 L	10-17-3
31	Dec. 15	@ Hartford	2-2 T	10-17-4
32	Dec. 17	@ Boston	2-3 OT L	10-18-4
33	Dec. 20	Hartford	3-3 T	10-18-5
34	Dec. 23	Los Angeles	5-1 W	11-18-5
35	Dec. 26	@ Los Angeles	2-3 L	11-19-5
36	Dec. 28	@ Edmonton	3-7 L	11-20-5
37	Dec. 29	Montreal	1-4 L	11-21-5
38	Dec. 31	Winnipeg	2-1 W	12-21-5
39	Jan. 2	Philadelphia	1-4 L	12-22-5
40	Jan. 4	@ Toronto	7-7 T	12-22-6

No	Date	Opponent	Score	Record
41	Jan. 6	@ NY Rangers	2-4 L	12-23-6
42	Jan. 7	@ New Jersey	6-3 W	13-23-6
43	Jan. 9	@ Quebec	3-2 W	14-23-6
44	Jan. 12	Winnipeg	3-5 L	14-24-6
45	Jan. 13	Winnipeg	8-2 W	15-24-6
46	Jan. 15	Calgary	4-4 T	15-24-7
47	Jan. 17	@ Winnipeg	6-5 W	16-24-7
48	Jan. 19	@ Calgary	5-7 L	16-25-7
49	Jan. 22	NY Rangers	3-6 L	16-26-7
50	Jan. 24	@ Chicago	1-3 L	16-27-7
51	Jan. 26	@ St. Louis	6-7 L	16-28-7
52	Jan. 29	Hartford	2-4 L	16-29-7
53	Jan. 30	@ Calgary	3-4 L	16-30-7
54	Feb. 2	Los Angeles	5-2 W	17-30-7
55	Feb. 3	@ Los Angeles	2-7 L	17-31-7
56	Feb. 5	New Jersey	5-1 W	18-31-7
57	Feb. 11	Edmonton	2-7 L	18-32-7
58	Feb. 13	Boston	6-5 W	19-32-7
59	Feb. 14	@ Edmonton	6-7 L	19-33-7
60	Feb. 17	Pittsburgh	5-0 W	20-33-7
61	Feb. 19	Toronto	0-5 L	20-34-7
62	Feb. 21	@ NY Rangers	6-4 W	21-34-7
63	Feb. 23	@ NY Islanders	1-6 L	21-35-7
64	Feb. 24	@ Montreal	4-5 L	21-36-7
65	Feb. 26	Calgary	3-5 L	21-37-7
66	Feb. 28	Los Angeles	0-2 L	21-38-7
67	Mar. 1	Philadelphia	3-7 L	21-39-7
68	Mar. 3	@ Winnipeg	3-4 L	21-40-7
69	Mar. 6	@ Washington	2-7 L	21-41-7
70	Mar. 8	@ NY Islanders	4-7 L	21-42-7
71	Mar. 10	@ Detroit	2-5 L	21-43-7
72	Mar. 12	Edmonton	3-3 T	21-43-8
73	Mar. 13	Buffalo	5-7 L	21-44-8
74	Mar. 16	@ Los Angeles	3-3 T	21-44-9
75	Mar. 18	Los Angeles	5-3 W	22-44-9
76	Mar. 22	Toronto	5-3 W	23-44-9
77	Mar. 25	Chicago	3-2 W	24-44-9
78	Mar. 26	@ Calgary	1-6 L	24-45-9
79	Mar. 29	Winnipeg	2-3 L	24-46-9
80	Apr. 1	Minnesota	6-1 W	25-46-9

SMYTHE DIVISION FINISH

4th (74 Points)

COACH

Bob McCammon

GM

Pat Quinn

CAPTAIN

Stan Smyl

SCORING

Player	GP	G	A	PTS	PIM
Skriko	74	30	36	66	57
Linden	80	30	29	59	41
Reinhart	64	7	50	57	44
Tanti	77	24	25	49	69
Bradley	71	18	27	45	42
Pederson	62	15	26	41	22
Nordmark	80	6	35	41	97
Sandlak	72	20	20	40	99
Bozek	71	17	18	35	64
Adams	61	19	14	33	24
Sutter	75	17	15	32	122
Smyl	75	7	18	25	102
Lidster	63	5	17	22	78
Butcher	78	0	20	20	227
Hodgson	23	4	13	17	25
Adams	EDM 49	4	5	9	82
	VAN 12	4	2	6	35
Bruce	53	7	7	14	65
Melnyk	74	3	11	14	82
Benning	65	3	9	12	48
Smith	EDM 19	1	1	2	9
	VAN 10	3	4	7	4

Player	GP	G	A	PTS	PIM
Snepsts	59	0	8	8	69
Bridgman	15	4	3	7	10
Charbonneau	9	1	3	4	6
	VAN 13	0	1	1	6
Stanley	20	3	1	4	14
Guy	45	2	2	4	34
Berry	13	2	1	3	5
Stern	17	1	0	1	49
Boyd	2	0	1	1	0
Murphy	8	0	1	1	2
McLean	42	0	1	1	6
Kidd	1	0	0	0	0
Mazur	1	0	0	0	0
Rohlicek	2	0	0	0	4
Hawkins	4	0	0	0	9
Gamble	5	0	0	0	0
Weeks	35	0	0	0	4

Goaltender	GPI	MIN	GA	SO	AVG	W-L-T
Gamble	5	302	12	0	2.38	2-3-0
McLean	42	2,477	127	4	3.08	20-17-3
Weeks	35	2,058	102	0	3.08	11-19-5

RESULTS

No	Date	Opponent	Score	Record
1	Oct. 6	Winnipeg	2-2 T	0-0-1
2	Oct. 8	Detroit	3-3 T	0-0-2
3	Oct. 10	NY Islanders	2-3 L	0-1-2
4	Oct. 12	@ Edmonton	6-2 W	1-1-2
5	Oct. 14	@ Winnipeg	3-4 OT L	1-2-2
6	Oct. 16	@ NY Rangers	2-3 L	1-3-2
7	Oct. 18	@ NY Islanders	2-3 L	1-4-2
8	Oct. 19	@ New Jersey	4-0 W	2-4-2
9	Oct. 23	Edmonton	6-5 W	3-4-2
10	Oct. 25	Washington	3-4 OT L	3-5-2
11	Oct. 28	Chicago	5-2 W	4-5-2
12	Oct. 30	Calgary	2-1 W	5-5-2
13	Nov. 1	@ Pittsburgh	3-5 L	5-6-2
14	Nov. 3	@ Philadelphia	5-2 W	6-6-2
15	Nov. 5	@ Hartford	3-2 OT W	7-6-2
16	Nov. 6	@ Boston	2-4 L	7-7-2
17	Nov. 9	Hartford	1-1 T	7-7-3
18	Nov. 11	Montreal	1-3 L	7-8-3
19	Nov. 13	Pittsburgh	2-4 L	7-9-3
20	Nov. 15	@ Los Angeles	4-6 L	7-10-3
21	Nov. 17	@ Minnesota	6-7 L	7-11-3
22	Nov. 19	@ St. Louis	3-2 W	8-11-3
23	Nov. 20	@ Chicago	7-4 W	9-11-3
24	Nov. 22	Buffalo	4-2 W	10-11-3
25	Nov. 25	New Jersey	2-2 T	10-11-4
26	Nov. 27	Los Angeles	5-2 W	11-11-4
27	Nov. 29	@ Calgary	3-3 T	11-11-5
28	Nov. 30	@ Edmonton	2-4 L	11-12-5
29	Dec. 2	@ Winnipeg	3-6 L	11-13-5
30	Dec. 6	NY Rangers	3-5 L	11-14-5
31	Dec. 9	Quebec	2-4 L	11-15-5
32	Dec. 11	Winnipeg	8-6 W	12-15-5
33	Dec. 15	@ Calgary	0-2 L	12-16-5
34	Dec. 16	Calgary	3-5 L	12-17-5
35	Dec. 19	Minnesota	5-1 W	13-17-5
36	Dec. 21	@ Edmonton	2-1 W	14-17-5
37	Dec. 23	Los Angeles	2-5 L	14-18-5
38	Dec. 26	Calgary	2-3 OT L	14-19-5
39	Dec. 29	@ Los Angeles	6-3 W	15-19-5
40	Jan. 1	Montreal	0-4 L	15-20-5

No	Date	Opponent	Score	Record
41	Jan. 4	@ Winnipeg	2-4 L	15-21-5
42	Jan. 6	@ Detroit	2-2 T	15-21-6
43	Jan. 7	@ Pittsburgh	7-5 W	16-21-6
44	Jan. 9	@ Toronto	0-3 L	16-22-6
45	Jan. 13	Winnipeg	1-3 L	16-23-6
46	Jan. 15	St. Louis	2-1 W	17-23-6
47	Jan. 17	Philadelphia	5-3 W	18-23-6
48	Jan. 21	NY Rangers	4-5 OT L	18-24-6
49	Jan. 24	Chicago	2-4 L	18-25-6
50	Jan. 26	@ Los Angeles	6-2 W	19-25-6
51	Jan. 29	Calgary	4-4 T	19-25-7
52	Jan. 31	Edmonton	6-2 W	20-25-7
53	Feb. 1	@ Edmonton	3-4 L	20-26-7
54	Feb. 4	@ Calgary	2-5 L	20-27-7
55	Feb. 5	@ Calgary	4-5 L	20-28-7
56	Feb. 9	@ Minnesota	2-3 L	20-29-7
57	Feb. 10	@ Buffalo	5-4 W	21-29-7
58	Feb. 12	@ Philadelphia	3-2 W	22-29-7
59	Feb. 14	Boston	5-2 W	23-29-7
60	Feb. 16	Quebec	3-2 W	24-29-7
61	Feb. 19	Washington	3-2 W	25-29-7
62	Feb. 21	St. Louis	2-0 W	26-29-7
63	Feb. 23	Toronto	2-1 OT W	27-29-7
64	Feb. 26	@ Montreal	2-5 L	27-30-7
65	Feb. 28	@ Quebec	3-2 W	28-30-7
66	Mar. 2	@ Hartford	1-2 L	28-31-7
67	Mar. 4	@ Boston	4-6 L	28-32-7
68	Mar. 5	@ Washington	0-3 L	28-33-7
69	Mar. 8	Winnipeg	3-0 W	29-33-7
70	Mar. 10	Los Angeles	4-2 W	30-33-7
71	Mar. 14	Detroit	2-2 T	30-33-8
72	Mar. 16	Edmonton	3-0 W	31-33-8
73	Mar. 18	NY Islanders	2-1 W	32-33-8
74	Mar. 20	@ New Jersey	1-3 L	32-34-8
75	Mar. 22	@ Toronto	3-5 L	32-35-8
76	Mar. 24	@ Buffalo	2-5 L	32-36-8
77	Mar. 26	@ Winnipeg	7-3 W	33-36-8
78	Mar. 29	Edmonton	2-5 L	33-37-8
79	Apr. 1	@ Los Angeles	4-6 L	33-38-8
80	Apr. 2	Los Angeles	4-5 L	33-39-8

SMYTHE DIVISION FINISH

5th (64 Points)

COACH

Bob McCammon

GM

Pat Quinn

CAPTAIN

Stan Smyl

SCORING

Player	GP	G	A	PTS	PIM
Quinn	PIT 41	9	20	29	22
	VAN 37	16	18	34	27
Reinhart	67	17	40	57	30
Linden	73	21	30	51	43
Adams	65	30	20	50	18
Bradley	67	19	29	48	65
Skriko	77	15	33	48	36
Larionov	74	17	27	44	20
Lidster	80	8	28	36	36
Krutov	61	11	23	34	20
Tanti	41	14	18	32	50
Lumme	MTL 54	1	19	20	41
	VAN 11	3	7	10	8
Sandlak	70	15	8	23	104
Bozek	58	14	9	23	32
McBain	PIT 41	5	9	14	51
	VAN 26	4	5	9	22
	67	9	14	23	73
Butcher	80	6	14	20	205
Sutter	62	9	9	18	133
Smyl	47	1	15	16	71
Nordmark	44	2	11	13	34
Benning	45	3	9	12	26

Player	GP	G	A	PTS	PIM
Penderson	16	2	7	9	10
Capuano	PIT 6	0	0	0	2
	VAN 27	3	5	8	10
Smith	30	3	4	7	72
Guy	30	2	5	7	32
Plavsic	STL 4	0	1	1	2
	VAN 11	3	2	5	8
Stern	34	2	3	5	208
Snepsts	39	1	3	4	26
Coxe	25	1	4	5	66
McLean	63	0	3	3	6
Buskas	17	0	3	3	36
Murphy	12	1	1	2	0
Stanley	23	1	1	2	27
Melnyk	67	0	2	2	91
Lenardon	8	1	0	1	4
Hawkins	4	0	0	0	6
Mazur	5	0	0	0	4
Agnew	7	0	0	0	36
Weeks	21	0	0	0	0

Goaltender	GPI	MIN	GA	SO	AVG	W-L-T
McLean	63	3,739	216	0	3.47	21-30-10
Weeks	21	1,142	79	0	4.15	4-11-4

RESULTS

No	Date	Opponent	Score	Record
1	Oct. 5	Edmonton	1-4 L	0-1-0
2	Oct. 7	Detroit	5-3 W	1-1-0
3	Oct. 9	NY Islanders	2-5 L	1-2-0
4	Oct. 11	@ Edmonton	5-2 W	2-2-0
5	Oct. 13	Los Angeles	5-6 L	2-3-0
6	Oct. 15	Boston	7-6 W	3-3-0
7	Oct. 18	@ Toronto	3-4 L	3-4-0
8	Oct. 20	@ New Jersey	3-2 W	4-4-0
9	Oct. 21	@ NY Islanders	2-1 W	5-4-0
10	Oct. 23	@ NY Rangers	3-5 L	5-5-0
11	Oct. 27	@ Calgary	5-5 T	5-5-1
12	Oct. 28	Calgary	4-3 W	6-5-1
13	Oct. 31	New Jersey	4-3 W	7-5-1
14	Nov. 3	Winnipeg	2-3 L	7-6-1
15	Nov. 5	Pittsburgh	5-3 W	8-6-1
16	Nov. 8	@ Winnipeg	2-3 OT L	8-7-1
17	Nov. 10	@ Buffalo	2-4 L	8-8-1
18	Nov. 11	@ Quebec	2-3 L	8-9-1
19	Nov. 14	Washington	4-4 T	8-9-2
20	Nov. 16	Chicago	4-3 W	9-9-2
21	Nov. 19	Buffalo	2-2 T	9-9-3
22	Nov. 21	@ Edmonton	3-4 L	9-10-3
23	Nov. 25	@ Los Angeles	4-7 L	9-11-3
24	Nov. 26	Los Angeles	3-3 T	9-11-4
25	Nov. 29	Toronto	2-3 OT L	9-12-4
26	Dec. 1	NY Rangers	3-4 L	9-13-4
27	Dec. 3	Minnesota	6-5 W	10-13-4
28	Dec. 6	@ Los Angeles	4-5 OT L	10-14-4
29	Dec. 9	@ St. Louis	4-6 L	10-15-4
30	Dec. 10	@ Chicago	1-7 L	10-16-4
31	Dec. 12	@ Minnesota	4-3 W	11-16-4
32	Dec. 13	@ Winnipeg	3-2 T	11-16-5
33	Dec. 15	Winnipeg	3-3 T	11-16-6
34	Dec. 17	Quebec	2-2 T	11-16-7
35	Dec. 19	Calgary	1-2 L	11-17-7
36	Dec. 20	@ Calgary	1-2 OT L	11-18-7
37	Dec. 23	@ Los Angeles	1-4 L	11-19-7
38	Dec. 27	Montreal	2-1 W	12-19-7
39	Dec. 31	Philadelphia	2-2 T	12-19-8
40	Jan. 2	@ Detroit	1-4 L	12-20-8

No	Date	Opponent	Score	Record
41	Jan. 4	@ Pittsburgh	3-4 L	12-21-8
42	Jan. 5	@ Washington	5-2 W	13-21-8
43	Jan. 7	@ Montreal	3-5 L	13-22-8
44	Jan. 10	Hartford	1-3 L	13-23-8
45	Jan. 12	St. Louis	2-5 L	13-24-8
46	Jan. 13	Buffalo	3-5 L	13-25-8
47	Jan. 16	@ NY Islanders	0-3 L	13-26-8
48	Jan. 18	@ Philadelphia	3-2 OT W	14-26-8
49	Jan. 19	@ Chicago	2-5 L	14-27-8
50	Jan. 23	Los Angeles	3-3 T	14-27-9
51	Jan. 26	Minnesota	3-6 L	14-28-9
52	Jan. 27	@ Edmonton	2-6 L	14-29-9
53	Jan. 30	Calgary	2-7 L	14-30-9
54	Feb. 1	@ Calgary	3-4 OT L	14-31-9
55	Feb. 2	@ Winnipeg	1-8 L	14-32-9
56	Feb. 4	New Jersey	4-2 W	15-32-9
57	Feb. 6	Winnipeg	5-3 W	16-32-9
58	Feb. 9	@ Hartford	4-1 W	17-32-9
59	Feb. 11	@ Boston	4-2 W	18-32-9
60	Feb. 13	@ Quebec	3-5 L	18-33-9
61	Feb. 14	@ Montreal	1-10 L	18-34-9
62	Feb. 16	Edmonton	2-2 T	18-34-10
63	Feb. 18	Boston	2-7 L	18-35-10
64	Feb. 20	Edmonton	2-4 L	18-36-10
65	Feb. 24	@ Los Angeles	6-4 W	19-36-10
66	Feb. 26	Toronto	5-2 W	20-36-10
67	Feb. 28	Philadelphia	7-7 T	20-36-11
68	Mar. 3	@ Calgary	1-5 L	20-37-11
69	Mar. 4	@ Edmonton	3-6 L	20-38-11
70	Mar. 9	Calgary	4-4 T	20-38-12
71	Mar. 11	Pittsburgh	5-3 W	21-38-12
72	Mar. 13	Hartford	0-1 L	21-39-12
73	Mar. 15	@ St. Louis	6-5 OT W	22-39-12
74	Mar. 17	@ Washington	3-1 W	23-39-12
75	Mar. 18	@ NY Rangers	2-5 L	23-40-12
76	Mar. 20	@ Detroit	4-4 T	23-40-13
77	Mar. 23	@ Winnipeg	4-2 W	24-40-13
78	Mar. 25	Winnipeg	3-3 T	24-40-14
79	Mar. 27	Edmonton	1-4 L	24-41-14
80	Mar. 31	Los Angeles	6-3 W	25-41-14

SMYTHE DIVISION FINISH

4th (65 Points)

COACH

Bob McCammon, Pat Quinn

GM

Pat Quinn

CAPTAIN

Dan Quinn, Doug Lidster, Trevor Linden

SCORING

Player	GP	G	A	PTS	PIM	Player	GP	G	A	PTS	PIM	
Linden	80	33	37	70	65	Odjick	45	7	1	8	296	
Courtall	STL 66	27	30	57	56	Nordmark	45	2	6	8	63	
	VAN 11	6	2	8	8	Guy	39	1	6	7	39	
Quinn	64	18	31	49	46	Murphy	42	5	1	6	90	
Adams	55	21	24	45	10	Dirk	STL 41	1	3	4	100	
Ronning	STL 48	14	18	32	10		VAN 11	1	0	1	20	
	VAN 11	6	6	12	0	McBain	13	0	5	5	32	
D. Capuano	61	13	31	44	42	Stern	31	2	3	5	171	
Lidster	78	6	32	38	77	Murzyn	CGY 19	0	2	2	30	
Momesso	STL 59	10	18	28	131		VAN 10	1	0	1	8	
	VAN 11	6	2	8	43	Gibson	14	0	3	3	20	
Larionov	64	13	21	34	14	Gamble	47	0	1	1	14	
Bozek	62	15	17	32	22	Agnew	20	0	0	0	81	
Kron	76	12	20	32	21	Brown	1	0	0	0	7	
Lumme	80	5	27	32	59	Coxe	7	0	0	0	27	
Bradley	44	11	20	31	42	McKichan	1	0	0	0	0	
Kurvers	TOR 19	0	3	3	8	Weeks	1	0	0	0	0	
	VAN 32	4	23	27	20	Antoski	2	0	0	0	20	
Valk	59	10	11	21	67	J. Capuano	3	0	0	0	0	
Butcher	69	6	12	18	257	Mason	6	0	0	0	0	
Mazur	36	11	7	18	14	McLean	41	0	0	0	4	
Nedved	61	10	6	16	20	Goaltender	GPI	MIN	GA	SO	AVG	W-L-T
Smyl	45	2	12	14	87	Gamble	47	2,433	140	1	3.45	16-16-6
Sandlak	59	7	6	13	125	McLean	41	1,969	131	0	3.99	10-22-3
Diduck	MTL 32	1	2	3	39	Mason	6	353	29	0	4.93	2-4-0
	VAN 31	3	7	10	66	McKichan	1	20	2	0	6.00	0-0-0
Plavsic	48	2	10	12	62	Weeks	1	59	6	0	6.10	0-1-0
Skriko	20	4	4	8	8							

RESULTS

No	Date	Opponent	Score	Record	No	Date	Opponent	Score	Record
1	Oct. 4	@ Calgary	2-3 OT L	0-1-0	41	Dec. 31	@ Winnipeg	1-2 L	17-21-3
2	Oct. 6	@ Los Angeles	6-3 W	1-1-0	42	Jan. 2	@ Hartford	2-5 L	17-22-3
3	Oct. 9	Los Angeles	2-6 L	1-2-0	43	Jan. 3	@ Boston	3-8 L	17-23-3
4	Oct. 12	St. Louis	4-0 W	2-2-0	44	Jan. 5	@ Minnesota	6-5 W	18-23-3
5	Oct. 14	Edmonton	5-4 OT W	3-2-0	45	Jan. 8	Buffalo	3-3 T	18-23-4
6	Oct. 17	Boston	3-1 W	4-2-0	46	Jan. 10	Hartford	4-5 L	18-24-4
7	Oct. 19	@ Winnipeg	5-7 L	4-3-0	47	Jan. 12	@ Los Angeles	2-6 L	18-25-4
8	Oct. 21	@ Quebec	3-2 W	5-3-0	48	Jan. 16	Winnipeg	1-2 L	18-26-4
9	Oct. 23	@ Detroit	0-6 L	5-4-0	49	Jan. 23	Edmonton	6-5 W	19-26-4
10	Oct. 25	@ Boston	2-4 L	5-5-0	50	Jan. 25	Los Angeles	1-5 L	19-27-4
11	Oct. 27	@ Hartford	4-2 W	6-5-0	51	Jan. 26	@ Los Angeles	4-5 L	19-28-4
12	Oct. 30	Washington	1-2 L	6-6-0	52	Jan. 28	Chicago	0-1 L	19-29-4
13	Nov. 1	New Jersey	2-1 W	7-6-0	53	Jan. 30	@ Edmonton	4-9 L	19-30-4
14	Nov. 3	Winnipeg	3-5 L	7-7-0	54	Jan. 31	NY Rangers	3-3 T	19-30-5
15	Nov. 6	Detroit	6-3 W	8-7-0	55	Feb. 2	@ Los Angeles	1-9 L	19-31-5
16	Nov. 8	@ Toronto	5-3 W	9-7-0	56	Feb. 5	@ Washington	3-5 L	19-32-5
17	Nov. 9	@ Buffalo	1-7 L	9-8-0	57	Feb. 7	@ Philadelphia	2-1 W	20-32-5
18	Nov. 11	@ Philadelphia	0-2 L	9-9-0	58	Feb. 8	@ NY Rangers	1-8 L	20-33-5
19	Nov. 14	@ Edmonton	3-5 L	9-10-0	59	Feb. 10	@ New Jersey	0-2 L	20-34-5
20	Nov. 16	NY Islanders	3-2 W	10-10-0	60	Feb. 14	St. Louis	2-3 L	20-35-5
21	Nov. 19	Calgary	4-6 L	10-11-0	61	Feb. 16	Washington	4-2 W	21-35-5
22	Nov. 21	Chicago	4-1 W	11-11-0	62	Feb. 18	Quebec	3-3 T	21-35-6
23	Nov. 23	@ Minnesota	4-6 L	11-12-0	63	Feb. 20	@ Winnipeg	5-5 T	21-35-7
24	Nov. 24	@ St. Louis	3-3 T	11-12-1	64	Feb. 21	@ Calgary	4-6 L	21-36-7
25	Nov. 27	Minnesota	1-1 T	11-12-2	65	Feb. 23	Detroit	5-2 W	22-36-7
26	Nov. 29	Toronto	2-1 W	12-12-2	66	Feb. 25	Calgary	4-2 W	23-36-7
27	Dec. 2	@ Winnipeg	5-1 W	13-12-2	67	Feb. 27	Pittsburgh	4-3 W	24-36-7
28	Dec. 4	@ NY Islanders	4-2 W	14-12-2	68	Mar. 1	Montreal	1-7 L	24-37-7
29	Dec. 5	@ New Jersey	4-4 L	14-13-2	69	Mar. 3	@ Chicago	0-8 L	24-38-7
30	Dec. 7	@ Pittsburgh	2-2 T	14-13-3	70	Mar. 5	@ Pittsburgh	1-4 L	24-39-7
31	Dec. 10	Quebec	2-3 OT L	14-14-3	71	Mar. 7	@ Toronto	3-3 T	24-39-8
32	Dec. 12	@ Edmonton	4-5 L	14-15-3	72	Mar. 9	@ Montreal	2-4 L	24-40-8
33	Dec. 14	NY Rangers	3-5 L	14-16-3	73	Mar. 10	@ Buffalo	7-5 W	25-40-8
34	Dec. 16	Calgary	2-5 L	14-17-3	74	Mar. 13	Philadelphia	4-5 OT L	25-41-8
35	Dec. 18	@ Calgary	3-2 W	15-17-3	75	Mar. 16	NY Islanders	4-4 T	25-41-9
36	Dec. 20	Edmonton	7-4 W	16-17-3	76	Mar. 17	Los Angeles	5-4 OT W	26-41-9
37	Dec. 22	Los Angeles	4-3 W	17-17-3	77	Mar. 20	Calgary	2-3 L	26-42-9
38	Dec. 23	@ Edmonton	4-4 L	17-18-3	78	Mar. 22	Winnipeg	3-1 W	27-42-9
39	Dec. 27	Montreal	5-7 L	17-19-3	79	Mar. 26	@ Calgary	2-7 L	27-43-9
40	Dec. 28	Edmonton	2-5 L	17-20-3	80	Mar. 28	Winnipeg	3-2 OT W	28-43-9

SMYTHE DIVISION FINISH

1st (96 Points)

COACH

Pat Quinn

GM

Pat Quinn

CAPTAIN

Trevor Linden

SCORING

Player	GP	G	A	PTS	PIM
Linden	80	31	44	75	101
Ronning	80	24	47	71	42
Larionov	72	21	44	65	54
Bure	65	34	26	60	30
Adams	76	30	27	57	8
Courtnall	70	23	34	57	116
Lumme	75	12	32	44	65
Momesso	58	20	23	43	198
Sandlak	66	16	24	40	176
Fergus	TOR 11	1	3	4	4
	VAN 44	14	20	34	17
Nedved	77	15	22	37	36
Lidster	66	6	23	29	39
Babych	75	5	24	29	63
Diduck	77	6	21	27	229
Valk	65	8	17	25	56
Walter	67	6	11	17	49

Player	GP	G	A	PTS	PIM	
Murzyn	70	3	11	14	147	
Odjick	65	4	6	10	348	
Plavsic	16	1	9	10	14	
Dirk	72	2	7	9	126	
Gregg	21	1	4	5	24	
Kron	36	2	2	4	2	
McLean	65	0	4	4	0	
McBain	6	1	0	1	0	
Murphy	6	0	1	1	6	
Bawa	2	0	0	0	0	
Antoski	4	0	0	0	29	
Mazur	5	0	0	0	2	
Gamble	19	0	0	0	8	
Agnew	24	0	0	0	56	
Goaltender	GPI	MIN	GA	SO	AVG	W-L-T
McLean	65	3,852	176	5	2.74	38-17-9
Gamble	19	1,009	73	0	4.34	4-9-3

RESULTS

No	Date	Opponent	Score	Record
1	Oct. 4	San Jose	4-3 W	1-0-0
2	Oct. 5	@ San Jose	5-2 W	2-0-0
3	Oct. 8	@ Winnipeg	3-2 OT W	3-0-0
4	Oct. 10	@ Chicago	6-7 L	3-1-0
5	Oct. 12	@ Toronto	2-1 W	4-1-0
6	Oct. 13	@ Buffalo	3-1 W	5-1-0
7	Oct. 17	Boston	3-3 T	5-1-1
8	Oct. 19	Calgary	5-2 W	6-1-1
9	Oct. 21	Toronto	4-1 W	7-1-1
10	Oct. 24	Washington	3-1 W	8-1-1
11	Oct. 26	@ Edmonton	4-5 L	8-2-1
12	Oct. 27	Edmonton	3-6 L	8-3-1
13	Oct. 29	New Jersey	4-3 W	9-3-1
14	Nov. 1	St. Louis	2-3 L	9-4-1
15	Nov. 3	Edmonton	7-2 W	10-4-1
16	Nov. 5	Winnipeg	2-2 T	10-4-2
17	Nov. 7	@ Los Angeles	4-3 W	11-4-2
18	Nov. 10	NY Islanders	6-0 W	12-4-2
19	Nov. 12	Los Angeles	8-2 W	13-4-2
20	Nov. 14	@ Calgary	2-2 T	13-4-3
21	Nov. 16	San Jose	1-0 W	14-4-3
22	Nov. 19	NY Rangers	3-4 L	14-5-3
23	Nov. 21	@ Calgary	2-3 L	14-6-3
24	Nov. 22	Calgary	6-5 OT W	15-6-3
25	Nov. 26	@ San Jose	1-4 L	15-7-3
26	Nov. 29	Chicago	5-2 W	16-7-3
27	Dec. 1	@ Edmonton	0-7 L	16-8-3
28	Dec. 3	@ Quebec	0-3 L	16-9-3
29	Dec. 4	@ Montreal	3-0 W	17-9-3
30	Dec. 7	@ Toronto	3-6 L	17-10-3
31	Dec. 10	Edmonton	4-7 L	17-11-3
32	Dec. 12	Minnesota	7-5 W	18-11-3
33	Dec. 14	@ Los Angeles	4-4 T	18-11-4
34	Dec. 17	Detroit	2-1 W	19-11-4
35	Dec. 19	Winnipeg	3-1 W	20-11-4
36	Dec. 22	Quebec	6-6 T	20-11-5
37	Dec. 27	Philadelphia	1-1 T	20-11-6
38	Dec. 28	@ San Jose	3-2 W	21-11-6
39	Dec. 31	@ Los Angeles	5-3 W	22-11-6
40	Jan. 3	@ Washington	3-3 T	22-11-7

No	Date	Opponent	Score	Record
41	Jan. 4	@ Minnesota	3-4 L	22-12-7
42	Jan. 7	San Jose	4-1 W	23-12-7
43	Jan. 12	Pittsburgh	3-4 L	23-13-7
44	Jan. 14	@ Winnipeg	4-2 W	24-13-7
45	Jan. 15	@ Edmonton	5-3 W	25-13-7
46	Jan. 21	@ Quebec	5-3 W	26-13-7
47	Jan. 23	@ Detroit	3-1 W	27-13-7
48	Jan. 25	@ St. Louis	1-0 OT W	28-13-7
49	Jan. 28	Edmonton	3-5 L	28-14-7
50	Jan. 30	Chicago	4-1 W	29-14-7
51	Feb. 1	Hartford	4-4 T	29-14-8
52	Feb. 4	Montreal	5-3 W	30-14-8
53	Feb. 6	NY Islanders	4-5 OT L	30-15-8
54	Feb. 10	@ Montreal	3-8 L	30-16-8
55	Feb. 12	@ NY Rangers	2-5 L	30-17-8
56	Feb. 13	@ New Jersey	3-5 L	30-18-8
57	Feb. 15	@ NY Islanders	1-3 L	30-19-8
58	Feb. 17	@ NY Rangers	3-3 T	30-19-9
59	Feb. 19	Buffalo	6-5 W	31-19-9
60	Feb. 21	@ San Jose	5-3 W	32-19-9
61	Feb. 23	Boston	2-1 OT W	33-19-9
62	Feb. 25	Los Angeles	3-4 L	33-20-9
63	Feb. 28	Winnipeg	5-3 W	34-20-9
64	Mar. 1	Calgary	11-0 W	35-20-9
65	Mar. 2	St. Louis	3-5 L	35-21-9
66	Mar. 5	@ Boston	2-2 T	35-21-9
67	Mar. 7	@ Hartford	5-1 W	36-21-10
68	Mar. 8	@ Philadelphia	7-3 W	37-21-10
69	Mar. 12	New Jersey	2-1 W	38-21-10
70	Mar. 14	@ Calgary	6-4 W	39-21-10
71	Mar. 18	Hartford	3-2 W	40-21-10
72	Mar. 20	Winnipeg	2-2 T	40-21-11
73	Mar. 22	@ Winnipeg	1-5 L	40-22-11
74	Mar. 24	@ Minnesota	4-2 W	41-22-11
75	Mar. 26	@ Pittsburgh	3-7 L	41-23-11
76	Mar. 28	@ Detroit	1-3 L	41-24-11
77	Mar. 29	@ Washington	4-7 L	41-25-11
78	Apr. 12	Los Angeles	1-6 L	41-26-11
79	Apr. 14	@ Los Angeles	3-2 W	42-26-11
80	Apr. 16	Calgary	4-4 T	42-26-12

SMYTHE DIVISION FINISH

1st (101 Points)

COACH

Pat Quinn

GM

Pat Quinn

CAPTAIN

Trevor Linden

SCORING

Player	GP	G	A	PTS	PIM
Bure	83	60	50	110	69
Ronning	79	29	56	85	30
Courtall	84	31	46	77	167
Craven	HFD 67	25	42	67	20
	VAN 10	0	10	10	12
Linden	84	33	39	72	64
Nedved	84	38	33	71	96
Adams	53	25	31	56	14
Ward	70	22	30	52	82
Semenov	TB 13	2	3	5	4
	VAN 62	10	34	44	28
Lumme	74	8	36	44	55
Momesso	84	18	20	38	200
Sandlak	59	10	18	28	122
Plavsic	57	6	21	27	53
Slegr	41	4	22	26	109
Lidster	71	6	19	25	36
Diduck	80	6	14	20	171

Player	GP	G	A	PTS	PIM
Babych	43	3	16	19	44
Odjick	75	4	13	17	370
Murzyn	79	5	11	16	196
Fergus	36	5	9	14	20
Valk	48	6	7	13	77
Hunter	QUE 48	5	3	8	94
	VAN 26	0	4	4	99
Dirk	69	4	8	12	150
Walter	25	3	0	3	10
Whitmore	31	0	3	3	2
Morin	1	0	1	1	0
Ratushny	1	0	1	1	2
McLean	54	0	1	1	16
Antoski	2	0	0	0	0

Goaltender	GPI	MIN	GA	SO	AVG	W-L-T
Whitmore	31	1,817	94	1	3.10	18-8-4
McLean	54	3,261	184	3	3.39	28-21-5

RESULTS

No	Date	Opponent	Score	Record
1	Oct. 6	@ Edmonton	4-0 W	1-0-0
2	Oct. 10	Edmonton	5-2 W	2-0-0
3	Oct. 12	Winnipeg	8-1 W	3-0-0
4	Oct. 16	@ Winnipeg	6-2 W	4-0-0
5	Oct. 18	@ Chicago	1-3 L	4-1-0
6	Oct. 20	@ Pittsburgh	1-5 L	4-2-0
7	Oct. 22	@ Philadelphia	4-4 T	4-2-1
8	Oct. 25	Boston	3-5 L	4-3-1
9	Oct. 28	Washington	4-3 W	5-3-1
10	Oct. 30	Minnesota	2-3 L	5-4-1
11	Nov. 1	@ Calgary	3-5 L	5-5-1
12	Nov. 4	Calgary	5-5 T	5-5-2
13	Nov. 6	Ottawa	4-1 W	6-5-2
14	Nov. 8	Winnipeg	6-1 W	7-5-2
15	Nov. 10	San Jose	6-2 W	8-5-2
16	Nov. 12	@ Los Angeles	4-7 L	8-6-2
17	Nov. 14	@ San Jose	5-2 W	9-6-2
18	Nov. 16	Los Angeles	6-3 W	10-6-2
19	Nov. 18	@ Edmonton	2-4 L	10-7-2
20	Nov. 19	@ Calgary	3-4 L	10-8-2
21	Nov. 21	Edmonton	9-0 W	11-8-2
22	Nov. 23	Chicago	5-2 W	12-8-2
23	Nov. 25	@ Minnesota	4-2 W	13-8-2
24	Nov. 26	@ St. Louis	5-7 L	13-9-2
25	Nov. 28	@ Montreal	6-5 W	14-9-2
26	Dec. 3	Edmonton	4-1 W	15-9-2
27	Dec. 7	St. Louis	4-3 W	16-9-2
28	Dec. 9	San Jose	8-3 W	17-9-2
29	Dec. 13	Quebec	3-3 T	17-9-3
30	Dec. 16	@ Edmonton	2-4 L	17-10-3
31	Dec. 18	San Jose	8-1 W	18-10-3
32	Dec. 19	@ San Jose	6-3 W	19-10-3
33	Dec. 22	@ Los Angeles	6-2 W	20-10-3
34	Dec. 27	Montreal	5-2 W	21-10-3
35	Dec. 29	San Jose	7-5 W	22-10-3
36	Dec. 31	Los Angeles	4-0 W	23-10-3
37	Jan. 2	@ San Jose	2-2 T	23-10-4
38	Jan. 4	Tampa Bay	7-0 W	24-10-4
39	Jan. 6	@ Toronto	5-2 W	25-10-4
40	Jan. 8	@ Detroit	3-6 L	25-11-4
41	Jan. 9	@ NY Islanders	5-4 W	26-11-4
42	Jan. 11	@ NY Rangers	3-3 T	26-11-5

No	Date	Opponent	Score	Record
43	Jan. 12	@ New Jersey	2-3 L	26-12-5
44	Jan. 15	Buffalo	4-1 W	27-12-5
45	Jan. 16	Hartford	8-3 W	28-12-5
46	Jan. 19	Pittsburgh	2-5 L	28-13-5
47	Jan. 21	@ Los Angeles	5-4 W	29-13-5
48	Jan. 23	@ Minnesota	3-3 T	29-13-6
49	Jan. 24	@ Chicago	2-6 L	29-14-6
50	Jan. 27	Chicago	4-4 T	29-14-7
51	Jan. 30	Detroit	4-4 T	29-14-8
52	Feb. 1	Minnesota	4-5 L	29-15-8
53	Feb. 3	Tampa Bay	4-2 W	30-15-8
54	Feb. 9	@ Quebec	5-1 W	31-15-8
55	Feb. 11	@ Toronto	2-5 L	31-16-8
56	Feb. 12	@ Buffalo	3-1 W	32-16-8
57	Feb. 15	@ Los Angeles	0-3 L	32-17-8
58	Feb. 18	Philadelphia	2-3 L	32-18-8
59	Feb. 20	Winnipeg	4-2 W	33-18-8
60	Feb. 22	Toronto	1-8 L	33-19-8
61	Feb. 24	NY Rangers	5-4 W	34-19-8
62	Feb. 26	@ Winnipeg	7-4 W	35-19-8
63	Mar. 1	@ Buffalo	5-2 W	36-19-8
64	Mar. 2	@ Washington	3-3 T	36-19-9
65	Mar. 4	@ Boston	3-4 L	36-20-9
66	Mar. 6	@ Hartford	1-5 L	36-21-9
67	Mar. 9	New Jersey	7-2 W	37-21-9
68	Mar. 11	Minnesota	3-4 L	37-22-9
69	Mar. 12	@ Winnipeg	3-2 W	38-22-9
70	Mar. 14	@ Calgary	2-3 L	38-23-9
71	Mar. 18	Winnipeg	2-5 L	38-24-9
72	Mar. 20	NY Islanders	2-7 L	38-25-9
73	Mar. 22	St. Louis	1-3 L	38-26-9
74	Mar. 24	Los Angeles	6-2 W	39-26-9
75	Mar. 26	Calgary	1-3 L	39-27-9
76	Mar. 30	@ St. Louis	6-3 W	40-27-9
77	Apr. 1	@ Tampa Bay	5-3 W	41-27-9
78	Apr. 3	@ Detroit	1-5 L	41-28-9
79	Apr. 4	@ Ottawa	3-0 W	42-28-9
80	Apr. 7	Edmonton	5-4 OT W	43-28-9
81	Apr. 9	@ Calgary	1-8 L	43-29-9
82	Apr. 11	Calgary	6-3 W	44-29-9
83	Apr. 13	Los Angeles	7-4 W	45-29-9
84	Apr. 15	@ Los Angeles	8-6 W	46-29-9

PACIFIC DIVISION FINISH

2nd (85 Points)

COACH

Pat Quinn

GM

Pat Quinn

CAPTAIN

Trevor Linden

SCORING

Player	GP	G	A	PTS	PIM
Bure	76	60	47	107	86
G. Courtneall	82	26	44	70	123
Ronning	76	25	43	68	42
Brown	STL 63	13	47	60	46
	VAN 11	1	5	6	10
Linden	84	32	29	61	73
Craven	78	15	40	55	30
Lumme	83	13	42	55	50
Slegr	78	5	33	38	86
Adams	68	13	24	37	20
Babych	73	4	28	32	52
Odjick	76	16	13	29	271
Gelinias	QUE 31	6	6	12	8
	VAN 33	8	8	16	26
Carson	LA 25	4	7	11	2
	VAN 34	7	10	17	22
Momesso	68	14	13	27	149
Murzyn	80	6	14	20	109
Glynn	OTT 48	2	13	15	53
	VAN 16	0	0	0	12
Charbonneau	30	7	7	14	49

Player	GP	G	A	PTS	PIM	
Hedican	STL 38	2	3	5	14	
	VAN 8	0	1	1	0	
Diduck	55	1	10	11	72	
Plavsic	47	1	9	10	6	
McIntyre	62	3	6	9	38	
Lafayette	STL 38	2	3	5	14	
	VAN 11	1	1	2	4	
Hunter	56	3	4	7	171	
Ward	33	6	1	7	37	
Jackson	12	5	1	6	9	
Kesa	19	2	4	6	18	
Namestnikov	17	0	5	5	10	
Dirk	65	2	3	5	105	
Eisenhut	13	1	3	4	21	
McLean	52	0	4	4	2	
Antoski	55	1	2	3	190	
Morin	5	1	1	2	6	
Whitmore	32	0	0	0	6	
Peca	4	0	0	0	2	
Goaltender	GPI	MIN	GA	SO	AVG	W-L-T
McLean	52	3,128	156	3	2.99	23-26-3
Whitmore	32	1,921	113	0	3.53	18-14-0

RESULTS

No	Date	Opponent	Score	Record
1	Oct. 6	@ Los Angeles	5-2 W	1-0-0
2	Oct. 9	Calgary	1-5 L	1-1-0
3	Oct. 11	Edmonton	4-1 W	2-1-0
4	Oct. 16	@ Edmonton	3-2 W	3-1-0
5	Oct. 19	Boston	5-4 W	4-1-0
6	Oct. 21	@ Calgary	6-3 W	5-1-0
7	Oct. 23	@ San Jose	6-4 W	6-1-0
8	Oct. 24	San Jose	3-2 OT W	7-1-0
9	Oct. 27	Washington	2-4 L	7-2-0
10	Oct. 30	Buffalo	3-6 L	7-3-0
11	Nov. 2	@ NY Islanders	2-1 W	8-3-0
12	Nov. 3	@ NY Rangers	3-6 L	8-4-0
13	Nov. 5	@ Washington	2-3 L	8-5-0
14	Nov. 7	@ Philadelphia	5-2 W	9-5-0
15	Nov. 10	Los Angeles	4-0 W	10-5-0
16	Nov. 13	@ Calgary	3-4 L	10-6-0
17	Nov. 14	Anaheim	3-2 W	11-6-0
18	Nov. 16	St. Louis	3-0 W	12-6-0
19	Nov. 19	Anaheim	3-6 L	12-7-0
20	Nov. 22	Toronto	2-5 L	12-8-0
21	Nov. 24	Detroit	4-5 OT L	12-9-0
22	Nov. 26	@ Winnipeg	5-3 W	13-9-0
23	Nov. 27	@ Edmonton	1-2 L	13-10-0
24	Nov. 29	Chicago	2-1 W	14-10-0
25	Dec. 2	Philadelphia	3-6 L	14-11-0
26	Dec. 4	@ Quebec	1-3 L	14-12-0
27	Dec. 6	@ Montreal	3-4 OT L	14-13-0
28	Dec. 8	@ Hartford	4-1 W	15-13-0
29	Dec. 9	@ Boston	3-2 OT W	16-13-0
30	Dec. 14	@ Calgary	4-8 L	16-14-0
31	Dec. 15	@ Edmonton	2-7 L	16-15-0
32	Dec. 17	Winnipeg	6-1 W	17-15-0
33	Dec. 19	Dallas	1-3 L	17-16-0
34	Dec. 21	Edmonton	6-3 W	18-16-0
35	Dec. 23	Calgary (@Sask.)	4-3 W	19-16-0
36	Dec. 28	@ Los Angeles	5-6 L	19-17-0
37	Dec. 31	San Jose	2-3 L	19-18-0
38	Jan. 2	Montreal	2-3 L	19-19-0
39	Jan. 5	@ Ottawa	7-2 W	20-19-0
40	Jan. 8	@ Toronto	3-6 L	20-20-0
41	Jan. 9	@ Buffalo	3-5 L	20-21-0
42	Jan. 12	Quebec	4-3 W	21-21-0

No	Date	Opponent	Score	Record
43	Jan. 14	Ottawa	2-2 T	21-21-1
44	Jan. 16	@ Anaheim	4-3 W	22-21-1
45	Jan. 19	Calgary	3-4 L	22-22-1
46	Jan. 24	@ Edmonton	5-4 OT W	23-22-1
47	Jan. 25	St. Louis	3-3 T	23-22-2
48	Jan. 27	Dallas	2-3 L	23-23-2
49	Jan. 29	New Jersey	6-3 W	24-23-2
50	Jan. 31	Los Angeles	3-1 W	25-23-2
51	Feb. 2	Chicago	6-4 W	26-23-2
52	Feb. 4	@ Anaheim	0-3 L	26-24-2
53	Feb. 6	Hartford	2-4 L	26-25-2
54	Feb. 8	@ Detroit	6-3 W	27-25-2
55	Feb. 10	@ New Jersey	3-7 L	27-26-2
56	Feb. 12	@ Tampa Bay	3-2 W	28-26-2
57	Feb. 13	@ Florida	1-2 L	28-27-2
58	Feb. 15	@ St. Louis	2-3 L	28-28-2
59	Feb. 17	@ Chicago	4-2 W	29-28-2
60	Feb. 22	Calgary	4-4 T	29-28-3
61	Feb. 26	Tampa Bay	3-1 W	30-28-3
62	Mar. 1	Edmonton	4-7 L	30-29-3
63	Mar. 3	@ St. Louis	4-0 W	31-29-3
64	Mar. 4	@ Dallas	4-1 W	32-29-3
65	Mar. 7	Florida	1-2 L	32-30-3
66	Mar. 9	NY Islanders	5-4 W	33-30-3
67	Mar. 11	@ Winnipeg	8-4 W	34-30-3
68	Mar. 13	@ Chicago	2-5 L	34-31-3
69	Mar. 15	@ Detroit	2-5 L	34-32-3
70	Mar. 16	@ Toronto	4-1 W	35-32-3
71	Mar. 19	@ Pittsburgh	4-5 L	35-33-3
72	Mar. 20	@ Dallas	1-2 OT L	35-34-3
73	Mar. 23	@ Los Angeles	6-3 W	36-34-3
74	Mar. 25	NY Rangers	2-5 L	36-35-3
75	Mar. 27	Los Angeles	4-3 W	37-35-3
76	Mar. 28	Toronto	3-2 OT W	38-35-3
77	Mar. 30	Pittsburgh	1-3 L	38-36-3
78	Apr. 1	Winnipeg	5-1 W	39-36-3
79	Apr. 2	San Jose	4-7 L	39-37-3
80	Apr. 5	Detroit	3-8 L	39-38-3
81	Apr. 7	San Jose	3-2 W	40-38-3
82	Apr. 9	Anaheim	1-3 L	40-39-3
83	Apr. 10	@ San Jose	1-3 L	40-40-3
84	Apr. 13	@ Anaheim	2-1 W	41-40-3

PACIFIC DIVISION FINISH

2nd (48 Points)

COACH

Rick Ley

GM

Pat Quinn

CAPTAIN

Trevor Linden

SCORING

Player	GP	G	A	PTS	PIM
Bure	44	20	23	43	47
Linden	48	18	22	40	40
R. Courtall	DAL 32	7	10	17	13
	VAN 13	4	14	18	4
G. Courtall	45	16	18	34	81
Beranek	PHI 14	5	5	10	2
	VAN 37	8	13	21	28
Brown	33	8	23	31	16
Momesso	48	10	15	25	65
Ronning	41	6	19	25	27
Gelinas	46	13	10	23	36
Oksiuta	EDM 26	11	2	13	6
	VAN 12	5	2	7	2
Ruutu	CHI 20	2	5	7	6
	VAN 25	5	6	11	23
Lumme	36	5	12	17	26
Adams	31	5	10	15	12
Babych	40	3	11	14	18
Hedican	45	2	11	13	34
Peca	33	6	6	12	30
Odjick	23	4	5	9	109
Lafayette	27	4	4	8	2

Player	GP	G	A	PTS	PIM
Murzyn	40	0	8	8	129
Sleg	19	1	5	6	32
Hunter	34	3	2	5	120
Diduck	22	1	3	4	15
McIntyre	28	0	4	4	37
Cullimore	34	1	2	3	39
Namestnikov	16	0	3	3	4
Leeman	10	2	0	2	0
Aucoin	1	1	0	1	0
Charbonneau	3	1	0	1	0
Jackson	3	1	0	1	4
Plavsic	3	0	1	1	4
Whitmore	11	0	1	1	7
Walker	11	0	1	1	33
McLean	40	0	1	1	4
Antonski	7	0	0	0	46
Wotton	1	0	0	0	0
Stojanov	4	0	0	0	13

Goaltender	GPI	MIN	GA	SO	AVG	W-L-T
McLean	40	2,374	109	1	2.75	18-12-10
Whitmore	11	558	37	0	3.98	0-6-2

RESULTS

No	Date	Opponent	Score	Record
1	Jan. 20	Dallas	1-1 T	0-0-1
2	Jan. 21	St. Louis	1-7 L	0-1-1
3	Jan. 24	@ Detroit	3-6 L	0-2-1
4	Jan. 25	@ Toronto	2-6 L	0-3-1
5	Jan. 28	@ St. Louis	3-1 W	1-3-1
6	Feb. 1	Toronto	4-4 T	1-3-2
7	Feb. 5	Chicago	4-9 L	1-4-2
8	Feb. 7	Edmonton	4-4 T	1-4-3
9	Feb. 9	Winnipeg	5-1 W	2-4-3
10	Feb. 11	San Jose	1-1 T	2-4-4
11	Feb. 15	@ San Jose	1-3 L	2-5-4
12	Feb. 17	@ Anaheim	2-2 T	2-5-5
13	Feb. 18	@ Los Angeles	6-2 W	3-5-5
14	Feb. 20	Los Angeles	8-2 W	4-5-5
15	Feb. 22	Winnipeg	1-4 L	4-6-5
16	Feb. 24	@ Dallas	3-3 T	4-6-6
17	Feb. 26	@ San Jose	5-1 W	5-6-6
18	Feb. 28	San Jose	3-4 L	5-7-6
19	Mar. 2	@ Calgary	2-2 T	5-7-7
20	Mar. 4	@ Los Angeles	5-4 W	6-7-7
21	Mar. 6	Detroit	2-5 L	6-8-7
22	Mar. 11	Anaheim	5-3 W	7-8-7
23	Mar. 12	@ Edmonton	5-2 W	8-8-7
24	Mar. 14	@ Winnipeg	3-3 T	8-8-8

No	Date	Opponent	Score	Record
25	Mar. 16	@ Chicago	2-9 L	8-9-8
26	Mar. 17	@ Detroit	1-3 L	8-10-8
27	Mar. 21	Toronto	3-1 W	9-10-8
28	Mar. 23	Chicago	1-3 L	9-11-8
29	Mar. 25	Detroit	1-2 L	9-12-8
30	Mar. 26	@ Calgary	0-2 L	9-13-8
31	Mar. 29	Los Angeles	5-2 W	10-13-8
32	Mar. 31	Anaheim	6-1 W	11-13-8
33	Apr. 1	@ Edmonton	5-1 W	12-13-8
34	Apr. 4	Dallas	2-2 T	12-13-9
35	Apr. 7	@ Winnipeg	4-7 L	12-14-9
36	Apr. 8	@ Calgary	4-2 W	13-14-9
37	Apr. 11	Anaheim	5-0 W	14-14-9
38	Apr. 13	Edmonton	4-6 L	14-15-9
39	Apr. 15	@ Anaheim	3-1 W	15-15-9
40	Apr. 17	@ Dallas	2-2 T	15-15-10
41	Apr. 18	@ St. Louis	1-4 L	15-16-10
42	Apr. 20	Calgary	2-2 T	15-16-11
43	Apr. 22	Edmonton	6-1 W	16-16-11
44	Apr. 25	@ Chicago	3-4 OT L	16-17-11
45	Apr. 26	@ Toronto	2-5 L	16-18-11
46	Apr. 28	St. Louis	3-1 W	17-18-11
47	Apr. 30	Calgary	6-4 W	18-18-11
48	May 3	@ San Jose	3-3 T	18-18-12

PACIFIC DIVISION FINISH

Tied 2nd (79 Points)

COACH

Rick Ley, Pat Quinn

GM

Pat Quinn

CAPTAIN

Trevor Linden

SCORING

Player	GP	G	A	PTS	PIM
Mogilny	79	55	52	107	16
Linden	82	33	47	80	42
Ronning	79	22	45	67	42
Courtall	81	26	39	65	40
Gelinas	81	30	26	56	59
Naslund	PIT 66	19	33	52	36
	VAN 10	3	0	3	6
Lumme	80	17	37	54	50
Oksuuta	56	16	23	39	42
Tikkanen	STL 11	1	4	5	18
	NJ 9	0	2	2	4
	VAN 38	13	24	37	14
Belanger	FLA 63	17	21	38	10
	VAN 9	3	0	3	4
Sillinger	ANA 62	13	21	34	32
	VAN 12	1	3	4	6
Hedican	77	6	23	29	83
Babych	53	3	21	24	38
Rohlin	56	6	16	22	32
Ridley	37	6	15	21	29
Beranek	61	6	14	20	60
Dowd	NJ 28	4	9	13	17
	VAN 38	1	6	7	6

Player	GP	G	A	PTS	PIM	
Brown	28	1	16	17	18	
Aucoin	49	4	14	18	34	
Bure	15	6	7	13	8	
Walker	63	4	8	12	137	
Murzyn	69	2	10	12	130	
Kucera	HAR 30 VAN 24	2 1	6 0	8 1	10 10	
Odjick	55	3	4	7	181	
Sandlak	33	4	2	6	6	
Loney	12	2	3	5	6	
Kocur	NYR 38 VAN 7	1 0	2 1	3 1	49 19	
Hunter	60	2	0	2	122	
Cullimore	27	1	1	2	21	
Malkoc	41	0	2	2	136	
Hirsch	41	0	2	2	2	
McLean	45	0	2	2	6	
Bohonos	3	0	1	1	0	
Courville	3	1	0	1	0	
Stojanov	58	0	1	1	123	
Goaltender	GPI	MIN	GA	SO	AVG	W-L-T
Hirsch	41	2,338	114	1	2.93	17-14-6
McLean	45	2,645	156	2	3.54	15-21-9

RESULTS

No	Date	Opponent	Score	Record
1	Oct. 9	Detroit	3-5 L	0-1-0
2	Oct. 12	@ Los Angeles	7-7 T	0-1-1
3	Oct. 14	@ San Jose	7-6 W	1-1-1
4	Oct. 15	Los Angeles	3-3 T	1-1-2
5	Oct. 18	@ Anaheim	5-1 W	2-1-2
6	Oct. 21	@ Edmonton	4-6 L	2-2-2
7	Oct. 24	@ NY Rangers	2-5 L	2-3-2
8	Oct. 25	@ New Jersey	4-2 W	3-3-2
9	Oct. 28	Winnipeg	1-4 L	3-4-2
10	Oct. 30	San Jose	4-3 W	4-4-2
11	Nov. 1	Edmonton	3-3 T	4-4-3
12	Nov. 3	Toronto	4-4 T	4-4-4
13	Nov. 4	@ Calgary	4-4 T	4-4-5
14	Nov. 7	@ NY Islanders	5-2 W	5-4-5
15	Nov. 9	@ Chicago	2-5 L	5-5-5
16	Nov. 11	Colorado	4-8 L	5-6-5
17	Nov. 12	Montreal	2-4 L	5-7-5
18	Nov. 16	@ Florida	2-2 T	5-7-6
19	Nov. 18	@ Tampa Bay	4-5 OT L	5-8-6
20	Nov. 19	@ Philadelphia	2-3 OT L	5-9-6
21	Nov. 22	@ Dallas	3-4 L	5-10-6
22	Nov. 23	@ St. Louis	3-2 W	6-10-6
23	Nov. 25	@ San Jose	2-7 L	6-11-6
24	Nov. 29	Chicago	2-2 T	6-11-7
25	Dec. 1	San Jose	7-2 W	7-11-7
26	Dec. 5	Edmonton	6-2 W	8-11-7
27	Dec. 8	St. Louis	3-6 L	8-12-7
28	Dec. 9	@ Calgary	4-3 W	9-12-7
29	Dec. 13	@ Edmonton	2-2 T	9-12-8
30	Dec. 17	Ottawa	4-1 W	10-12-8
31	Dec. 18	@ Colorado	4-2 W	11-12-8
32	Dec. 20	@ Los Angeles	2-2 T	11-12-9
33	Dec. 22	@ Anaheim	6-2 W	12-12-9
34	Dec. 23	Detroit	0-1 L	12-13-9
35	Dec. 26	Calgary	2-4 L	12-14-9
36	Dec. 28	NY Rangers	2-3 L	12-15-9
37	Dec. 31	Philadelphia	5-5 T	12-15-10
38	Jan. 3	Florida	7-2 W	13-15-10
39	Jan. 6	Tampa Bay	9-2 W	14-15-10
40	Jan. 8	@ Pittsburgh	5-8 L	14-16-10
41	Jan. 10	@ Montreal	2-2 T	14-16-11

No	Date	Opponent	Score	Record
42	Jan. 13	@ Toronto	5-2 W	15-16-11
43	Jan. 15	@ Boston	6-0 W	16-16-11
44	Jan. 16	@ Hartford	0-3 L	16-17-11
45	Jan. 22	Dallas	4-6 L	16-18-11
46	Jan. 24	Anaheim	1-2 L	16-19-11
47	Jan. 25	@ Colorado	2-2 T	16-19-12
48	Jan. 27	NY Islanders	6-3 W	17-19-12
49	Jan. 30	New Jersey	2-3 OT L	17-20-12
50	Feb. 1	@ St. Louis	2-2 T	17-20-13
51	Feb. 2	@ Dallas	5-4 W	18-20-13
52	Feb. 4	@ Winnipeg	4-2 W	19-20-13
53	Feb. 7	Hartford	3-5 L	19-21-13
54	Feb. 9	@ Edmonton	3-2 OT W	20-21-13
55	Feb. 10	Washington	4-4 T	20-21-14
56	Feb. 13	Winnipeg	5-4 W	21-21-14
57	Feb. 15	Anaheim	5-3 W	22-21-14
58	Feb. 17	Boston	1-4 L	22-22-14
59	Feb. 19	@ Detroit	3-4 L	22-23-14
60	Feb. 20	@ Winnipeg	5-3 W	23-23-14
61	Feb. 23	San Jose	3-1 W	24-23-14
62	Feb. 27	Pittsburgh	4-7 L	24-24-14
63	Feb. 29	St. Louis	2-2 T	24-24-15
64	Mar. 2	@ Detroit	3-2 W	25-24-15
65	Mar. 3	@ Buffalo	3-0 W	26-24-15
66	Mar. 6	Buffalo	5-2 W	27-24-15
67	Mar. 9	Colorado	5-7 L	27-25-15
68	Mar. 12	@ Washington	0-9 L	27-26-15
69	Mar. 14	@ Chicago	1-5 L	27-27-15
70	Mar. 15	@ Ottawa	0-2 L	27-28-15
71	Mar. 17	@ Toronto	2-4 L	27-29-15
72	Mar. 19	Colorado	3-4 L	27-30-15
73	Mar. 22	Dallas	5-2 W	28-30-15
74	Mar. 23	Calgary	0-4 L	28-31-15
75	Mar. 25	Los Angeles	4-1 W	29-30-15
76	Mar. 27	Toronto	2-6 L	29-32-15
77	Mar. 29	Chicago	4-2 W	30-32-15
78	Apr. 1	Edmonton	2-6 L	30-33-15
79	Apr. 3	@ Calgary	3-4 L	30-34-15
80	Apr. 6	@ Los Angeles	4-2 W	31-34-15
81	Apr. 8	@ Anaheim	0-2 L	31-35-15
82	Apr. 13	Calgary	5-0 W	32-35-15

PACIFIC DIVISION FINISH

4th (77 Points)

COACH

Tom Renney

GM

Pat Quinn

CAPTAIN

Trevor Linden

SCORING

Player	GP	G	A	PTS	PIM
Mogilny	76	31	42	73	18
Gelinas	74	35	33	68	42
Bure	63	23	32	55	40
Ridley	75	20	32	52	42
Naslund	78	21	20	41	30
Linden	49	9	31	40	27
Sillinger	78	17	20	37	25
Lumme	66	11	24	35	32
Noonan	STL 13	2	5	7	0
	NYR 44	6	9	15	28
	VAN 16	4	8	12	6
Courtneall	47	9	19	28	24
Roberts	58	10	17	27	51
Babych	78	5	22	27	38
Tikkanen	62	12	15	27	66
Nemchinov	NYR 63	6	13	19	12
	VAN 6	2	3	5	4
Bohonos	36	11	11	22	10
Aucoin	70	5	16	21	63
Hedican	67	4	15	19	51
Walker	64	3	15	18	132

Player	GP	G	A	PTS	PIM
Staios	BOS 54	3	8	11	71
	VAN 9	0	6	6	20
Joseph	63	3	13	16	62
Brashear	MTL 10	0	0	0	38
	VAN 59	8	5	13	207
Odjick	70	5	8	13	371
Rohlin	40	2	8	10	8
Wotton	36	3	6	9	19
Murzyn	61	1	7	8	118
Semak	18	2	1	3	2
Crowder	30	1	2	3	52
Courville	19	0	2	2	11
McLean	44	0	2	2	2
Hirsch	39	0	1	1	6
Cullimore	3	0	0	0	2
Namestnikov	2	0	0	0	4
Fountain	6	0	0	0	0
Kucera	2	0	0	0	0

Goaltender	GPI	MIN	GA	SO	AVG	W-L-T
McLean	44	2,581	138	0	3.21	21-18-3
Hirsch	39	2,127	116	2	3.27	12-20-4
Fountain	6	245	14	1	3.43	2-2-0

RESULTS

No	Date	Opponent	Score	Record
1	Oct. 5	Calgary	3-1 W	1-0-0
2	Oct. 6	@ Edmonton	0-2 L	1-1-0
3	Oct. 9	Buffalo	1-2 L	1-2-0
4	Oct. 12	St. Louis	5-3 W	2-2-0
5	Oct. 14	Boston	4-5 OT L	2-3-0
6	Oct. 17	@ Dallas	6-1 W	3-3-0
7	Oct. 19	@ Colorado	2-9 L	3-4-0
8	Oct. 23	Colorado	1-4 L	3-5-0
9	Oct. 26	Pittsburgh	2-1 W	4-5-0
10	Oct. 30	@ Anaheim	6-3 W	5-5-0
11	Nov. 1	@ Edmonton	5-4 OT W	6-5-0
12	Nov. 2	Calgary	4-3 W	7-5-0
13	Nov. 8	St. Louis	2-4 L	7-6-0
14	Nov. 11	@ NY Rangers	3-2 W	8-6-0
15	Nov. 13	@ NY Islanders	4-5 OT L	8-7-0
16	Nov. 14	@ New Jersey	3-0 W	9-7-0
17	Nov. 16	@ Montreal	1-6 L	9-8-0
18	Nov. 19	Dallas	2-0 W	10-8-0
19	Nov. 21	Chicago	2-1 OT W	11-8-0
20	Nov. 23	NY Rangers	5-3 W	12-8-0
21	Nov. 26	@ Toronto	2-3 L	12-9-0
22	Nov. 27	@ Hartford	6-2 W	13-9-0
23	Nov. 29	@ Boston	3-7 L	13-10-0
24	Dec. 1	@ Philadelphia	3-4 L	13-11-0
25	Dec. 3	@ Detroit	2-2 T	13-11-1
26	Dec. 4	@ Buffalo	7-6 OT W	14-11-1
27	Dec. 7	Ottawa	2-3 L	14-12-1
28	Dec. 11	Colorado	1-6 L	14-13-1
29	Dec. 13	@ Dallas	1-2 L	14-14-1
30	Dec. 15	@ St. Louis	8-0 W	15-14-1
31	Dec. 18	New Jersey	1-2 L	15-15-1
32	Dec. 20	Detroit	3-2 W	16-15-1
33	Dec. 23	Edmonton	0-7 L	16-16-1
34	Dec. 26	@ San Jose	1-6 L	16-17-1
35	Dec. 27	@ Phoenix	4-7 L	16-18-1
36	Dec. 31	Philadelphia	3-5 L	16-19-1
37	Jan. 2	Los Angeles	4-3 W	17-19-1
38	Jan. 4	Toronto	7-3 W	18-19-1
39	Jan. 6	@ Anaheim	5-1 W	19-19-1
40	Jan. 7	@ Los Angeles	2-6 L	19-20-1
41	Jan. 10	Hartford	5-3 W	20-20-1

No	Date	Opponent	Score	Record
42	Jan. 12	Anaheim	2-3 L	20-21-1
43	Jan. 14	Florida	4-4 T	20-21-2
44	Jan. 20*	San Jose	6-1 W	21-21-2
45	Jan. 22	@ Chicago	4-3 OT W	22-21-2
46	Jan. 23	@ St. Louis	3-4 L	22-22-2
47	Jan. 25	@ Phoenix	0-4 L	22-23-2
48	Jan. 27	San Jose	5-2 W	23-23-2
49	Jan. 30	NY Islanders	2-1 OT W	24-23-2
50	Feb. 1	@ Calgary	0-3 L	24-24-2
51	Feb. 3	@ Ottawa	4-6 L	24-25-2
52	Feb. 4	@ Pittsburgh	4-6 L	24-26-2
53	Feb. 6	@ Detroit	7-4 W	25-26-2
54	Feb. 8	@ Toronto	2-3 L	25-27-2
55	Feb. 11	Washington	2-5 L	25-28-2
56	Feb. 15	Anaheim	4-2 W	26-28-2
57	Feb. 18	Toronto	5-6 L	26-29-2
58	Feb. 20	@ San Jose	6-1 W	27-29-2
59	Feb. 22	@ Los Angeles	0-4 L	27-30-2
60	Feb. 23	@ Anaheim	2-5 L	27-31-2
61	Feb. 25	Montreal	2-4 L	27-32-2
62	Feb. 27	Phoenix	6-2 W	28-32-2
63	Mar. 1	Los Angeles	0-3 L	28-33-2
64	Mar. 3	@ Colorado	1-5 L	28-34-2
65	Mar. 5	Chicago	1-1 T	28-34-3
66	Mar. 8	Detroit	3-5 L	28-35-3
67	Mar. 10	@ Chicago	2-2 T	28-35-4
68	Mar. 11	@ Washington	1-4 L	28-36-4
69	Mar. 13	@ Florida	4-5 L	28-37-4
70	Mar. 15	@ Tampa Bay	5-2 W	29-37-4
71	Mar. 18	@ Colorado	2-4 L	29-38-4
72	Mar. 20	San Jose	1-2 L	29-39-4
73	Mar. 22	Tampa Bay	3-2 W	30-39-4
74	Mar. 24	Los Angeles	2-2 T	30-39-5
75	Mar. 26	Anaheim	5-3 W	31-39-5
76	Mar. 29	@ Calgary	5-2 W	32-39-5
77	Mar. 30	Dallas	2-3 L	32-40-5
78	Apr. 4	Calgary	3-3 T	32-40-6
79	Apr. 5	@ Edmonton	2-2 T	32-40-7
80	Apr. 7	@ San Jose	3-2 W	33-40-7
81	Apr. 9	Phoenix	6-4 W	34-40-7
82	Apr. 12	Edmonton	5-4 W	35-40-7

* Rescheduled game (Dec.29) due to weather

PACIFIC DIVISION FINISH

7th (64 Points)

COACH

Mike Keenan

GM

Pat Quinn

CAPTAIN

Mark Messier

SCORING

Player	GP	G	A	PTS	PIM
Bure	82	51	39	90	48
Messier	82	22	38	60	58
Mogilny	51	18	27	45	36
Naslund	76	14	20	34	56
Bertuzzi	NYI 52	7	11	18	58
	VAN 22	6	9	15	63
Lumme	74	9	21	30	34
Ohlund	77	7	23	30	76
Hedican	71	3	24	27	79
Noonan	82	10	15	25	62
Scatchard	76	13	11	24	165
McCabe	82	4	20	24	209
May	BUF 36	4	7	11	113
	VAN 27	9	3	12	41
Linden	42	7	14	21	49
Zeisel	NJ 5	0	3	3	0
	VAN 25	5	12	17	2
Brashear	77	9	9	18	372
Ledyand	49	2	13	15	14
Walker	59	3	10	13	164
Babych	47	0	9	9	37
Gelinas	24	4	4	8	10
Murzyn	31	5	2	7	42
Staios	77	3	4	7	134
Aucoin	35	3	3	6	21

Player	GP	G	A	PTS	PIM
Robertson	30	2	4	6	24
Huscroft	TB 44	0	3	3	122
	VAN 7	0	1	1	55
McAllister	36	1	2	3	106
Bohonos	31	2	1	3	4
Vaic	5	1	1	2	2
Roberts	13	1	1	2	4
Convery	7	0	2	2	0
Strudwick	NYI 17	0	1	1	36
	VAN 11	0	1	1	29
Ciccone	13	0	1	1	47
Hirsch	1	0	0	0	0
Wotton	5	0	0	0	6
Courville	11	0	0	0	5
Irbe	41	0	0	0	2
Snow	PHI 29	0	0	0	18
	VAN 12	0	0	0	4
McLean	29	0	0	0	0

Goaltender	GPI	MIN	GA	SO	AVG	W-L-T
Irbe	41	1,999	91	2	2.73	14-11-6
Snow	PHI 29	1,651	67	1	2.43	14-11-4
	VAN 12	504	26	0	3.10	3-6-0
Burke	16	838	49	0	3.51	2-9-4
McLean	29	1,583	97	1	3.68	6-17-4
Hirsch	1	50	5	0	6.00	0-0-0

RESULTS

No	Date	Opponent	Score	Record
1	Oct. 4	Anaheim	3-2 W	1-0-0
2	Oct. 5	@ Anaheim	2-3 L	1-1-0
3	Oct. 9	Toronto	2-2 T	1-1-1
4	Oct. 11	NY Rangers	3-6 L	1-2-1
5	Oct. 13	Edmonton	3-0 W	2-2-1
6	Oct. 17	Boston	0-2 L	2-3-1
7	Oct. 19	Colorado	4-4 T	2-3-2
8	Oct. 21	@ Dallas	5-1 W	3-3-2
9	Oct. 23	@ St. Louis	1-4 L	3-4-2
10	Oct. 25	Pittsburgh	2-3 OT L	3-5-2
11	Oct. 26	Detroit	1-5 L	3-6-2
12	Oct. 29	@ Chicago	0-3 L	3-7-2
13	Oct. 30	@ New Jersey	1-8 L	3-8-2
14	Nov. 1	@ Pittsburgh	6-7 OT L	3-9-2
15	Nov. 3	@ Carolina	3-5 L	3-10-2
16	Nov. 4	@ Washington	1-2 L	3-11-2
17	Nov. 8	Anaheim	2-3 L	3-12-2
18	Nov. 11	@ Los Angeles	2-8 L	3-13-2
19	Nov. 12	@ San Jose	5-2 W	4-13-2
20	Nov. 14	@ Anaheim	3-3 T	4-13-3
21	Nov. 16	Carolina	4-1 W	5-13-3
22	Nov. 20	Phoenix	4-2 W	6-13-3
23	Nov. 22	Chicago	4-5 OT L	6-14-3
24	Nov. 25	@ NY Rangers	4-2 W	7-14-3
25	Nov. 28	@ Boston	5-2 W	8-14-3
26	Nov. 29	@ Toronto	4-2 W	9-14-3
27	Dec. 1	Detroit	3-3 T	9-14-4
28	Dec. 4	San Jose	2-3 L	9-15-4
29	Dec. 6	@ Colorado	4-6 L	9-16-4
30	Dec. 8	@ St. Louis	1-5 L	9-17-4
31	Dec. 9	@ Detroit	5-7 L	9-18-4
32	Dec. 13	Colorado	2-5 L	9-19-4
33	Dec. 15	Los Angeles	7-0 W	10-19-4
34	Dec. 17	@ Phoenix	5-1 W	11-19-4
35	Dec. 18	@ San Jose	0-0 T	11-19-5
36	Dec. 21	Chicago	0-5 L	11-20-5
37	Dec. 23	Dallas	1-3 L	11-21-5
38	Dec. 27	@ Dallas	3-3 T	11-21-6
39	Dec. 29	@ Los Angeles	2-5 L	11-22-6
40	Dec. 31	Philadelphia	0-8 L	11-23-6
41	Jan. 3	Montreal	2-4 L	11-24-6

No	Date	Opponent	Score	Record
42	Jan. 5	Los Angeles	3-2 W	12-24-6
43	Jan. 7	St. Louis	2-3 L	12-25-6
44	Jan. 8	@ Colorado	4-4 T	12-25-7
45	Jan. 10	Florida	2-2 T	12-25-8
46	Jan. 12	@ Chicago	2-3 L	12-26-8
47	Jan. 14	@ Detroit	0-4 L	12-27-8
48	Jan. 15	@ Buffalo	2-6 L	12-28-8
49	Jan. 21	Phoenix	1-6 L	12-29-8
50	Jan. 24	@ Calgary	2-5 L	12-30-8
51	Jan. 26	@ Phoenix	2-4 L	12-31-8
52	Jan. 28	@ Colorado	1-6 L	12-32-8
53	Jan. 30	New Jersey	3-1 W	12-32-8
54	Jan. 31	@ Edmonton	6-3 W	14-32-8
55	Feb. 2	Colorado	1-2 L	14-33-8
56	Feb. 6	Edmonton	5-4 W	15-33-8
57	Feb. 7	San Jose	6-3 W	16-33-8
58	Feb. 25	Anaheim	5-2 W	17-33-8
59	Feb. 27	@ Calgary	4-4 T	17-33-9
60	Feb. 28	Ottawa	6-4 W	18-33-9
61	Mar. 2	@ Los Angeles	2-2 T	18-33-10
62	Mar. 5	Calgary	2-6 L	18-34-10
63	Mar. 7	Tampa Bay	5-2 W	19-34-10
64	Mar. 9	St. Louis	0-4 L	19-35-10
65	Mar. 11	@ Montreal	2-2 T	19-35-11
66	Mar. 12	@ Philadelphia	2-3 L	19-36-11
67	Mar. 14	@ NY Islanders	6-2 W	20-36-11
68	Mar. 17	@ Florida	4-4 W	21-36-11
69	Mar. 18	@ Tampa Bay	2-2 L	21-37-11
70	Mar. 20	@ Ottawa	1-1 T	21-37-12
71	Mar. 21	@ Toronto	1-1 T	21-37-13
72	Mar. 24	NY Islanders	4-3 W	22-37-13
73	Mar. 26	Buffalo	2-5 L	22-38-13
74	Mar. 28	Washington	2-3 L	22-39-13
75	Apr. 1	Edmonton	4-2 W	23-39-13
76	Apr. 4	Dallas	5-3 W	24-39-13
77	Apr. 6	@ Edmonton	2-3 L	24-40-13
78	Apr. 9	@ Calgary	6-3 W	25-40-13
79	Apr. 11	@ San Jose	1-1 T	25-40-14
80	Apr. 15	Los Angeles	0-2 L	25-41-14
81	Apr. 17	Calgary	2-4 L	25-42-14
82	Apr. 19	Toronto	1-2 L	25-43-14

NORTHWEST DIVISION FINISH

4th (58 Points)

COACH

Mike Keenan
Marc Crawford

GM

Brian Burke

CAPTAIN

Mark Messier

SCORING

Player	GP	G	A	PTS	PIM
Naslund	80	36	30	66	74
Messier	59	13	35	48	33
Mogilny	59	14	31	45	58
Muckalt	73	16	20	36	98
Ohlund	74	9	26	35	83
Aucoin	82	23	11	34	77
Gagner	FLA 36	4	10	14	39
	VAN 33	2	12	14	24
Jovanovski	FLA 41	3	13	16	82
	VAN 31	2	9	11	44
Scatchard	82	13	13	26	140
McCabe	69	7	14	21	120
Brashear	82	8	10	18	209
May	66	6	11	17	102
Bertuzzi	32	8	8	16	44
York	NYR 5	0	0	0	4
	PIT 2	0	0	0	0
	VAN 49	7	9	16	20
Zezel	41	6	8	14	16
Klatt	PHI 2	0	0	0	0
	VAN 73	4	10	14	12
Hedican	42	2	11	13	34
Hendrickson	TOR 35	2	3	5	30
	VAN 27	2	2	4	22

Player	GP	G	A	PTS	PIM	
Convery	12	2	7	9	8	
Schaefer	25	4	4	8	8	
Baron	81	2	6	8	115	
Holden	30	2	4	6	10	
Robertsson	39	2	2	4	13	
Strudwick	65	0	3	3	114	
McAllister	28	1	1	2	63	
Murzyn	12	0	2	2	21	
Cooke	30	0	2	2	27	
Staios	57	0	2	2	54	
Sopel	5	1	0	1	4	
Huscroft	26	0	1	1	63	
Snow	65	0	1	1	34	
Gordon	4	0	0	0	2	
Weekes	11	0	0	0	0	
Washburn	FLA 4	0	0	0	4	
	VAN 8	0	0	0	2	
Hirsch	20	0	0	0	0	
Goaltender	GPI	MIN	GA	SO	AVG	W-L-T
Snow	65	3,501	171	6	2.93	20-31-8
Hirsch	20	919	48	1	3.13	3-8-3
Weekes	11	532	34	0	3.83	0-8-1

RESULTS

No	Date	Opponent	Score	Record
1	Oct. 12	Los Angeles	4-2 W	1-0-0
2	Oct. 14	Edmonton	1-4 L	1-1-0
3	Oct. 17	Toronto	4-1 W	2-1-0
4	Oct. 20	@ Carolina	1-3 L	2-2-0
5	Oct. 21	@ Washington	2-1 W	3-2-0
6	Oct. 23	@ Florida	5-0 W	4-2-0
7	Oct. 25	@ Tampa Bay	2-3 L	4-3-0
8	Oct. 27	@ Nashville	4-5 L	4-4-0
9	Oct. 30	Pittsburgh	2-2 T	4-4-1
10	Nov. 1	Washington	4-1 W	5-4-1
11	Nov. 2	@ Edmonton	3-5 L	5-5-1
12	Nov. 7	Nashville	5-3 W	6-5-1
13	Nov. 9	Los Angeles	3-4 L	6-6-1
14	Nov. 12	@ Calgary	4-3 W	7-6-1
15	Nov. 13	Anaheim	5-2 W	8-6-1
16	Nov. 15	Colorado	1-2 L	8-7-1
17	Nov. 18	@ Phoenix	2-4 L	8-8-1
18	Nov. 19	@ Colorado	5-0 W	9-8-1
19	Nov. 21	Detroit	2-4 L	9-9-1
20	Nov. 23	@ Ottawa	3-4 L	9-10-1
21	Nov. 25	@ Toronto	1-5 L	9-11-1
22	Nov. 27	@ Detroit	1-7 L	9-12-1
23	Nov. 29	@ Philadelphia	2-6 L	9-13-1
24	Dec. 1	@ Boston	1-1 T	9-13-2
25	Dec. 4	Dallas	4-1 W	10-13-2
26	Dec. 6	Phoenix	3-3 T	10-13-3
27	Dec. 9	@ Anaheim	4-4 T	10-13-4
28	Dec. 12	@ Los Angeles	0-3 L	10-14-4
29	Dec. 17	Colorado	2-1 W	11-14-4
30	Dec. 19	Nashville	4-6 L	11-15-4
31	Dec. 22	@ Calgary	5-3 W	12-15-4
32	Dec. 23	Calgary	5-2 W	13-15-4
33	Dec. 26	@ San Jose	0-2 L	13-16-4
34	Dec. 27	@ Edmonton	0-3 L	13-17-4
35	Dec. 29	Colorado	2-4 L	13-18-4
36	Dec. 31	Philadelphia	2-6 L	13-19-4
37	Jan. 02	Montreal	1-2 L	13-20-4
38	Jan. 04	@ St. Louis	0-4 L	13-21-4
39	Jan. 06	@ Dallas	4-6 L	13-22-4
40	Jan. 08	Florida	1-1 T	13-22-5
41	Jan. 10	Dallas	2-0 W	14-22-5

No	Date	Opponent	Score	Record
42	Jan. 14	Edmonton	1-3 L	14-23-5
43	Jan. 16	Detroit	2-2 T	14-23-6
44	Jan. 18	@ Dallas	5-3 W	15-23-6
45	Jan. 19	@ Nashville	1-4 L	15-24-6
46	Jan. 28	St. Louis	2-4 L	15-25-6
47	Jan. 30	Chicago	3-2 W	16-25-6
48	Feb. 1	Ottawa	0-1 L	16-26-6
49	Feb. 3	@ Montreal	1-2 L	16-27-6
50	Feb. 4	@ NY Rangers	4-8 L	16-28-6
51	Feb. 7	@ NY Islanders	3-3 T	16-28-7
52	Feb. 9	@ New Jersey	4-3 W	17-28-7
53	Feb. 11	@ Pittsburgh	5-6 L	17-29-7
54	Feb. 13	Boston	3-1 W	18-29-7
55	Feb. 15	@ St. Louis	1-8 L	18-30-7
56	Feb. 17	@ Chicago	0-4 L	18-31-7
57	Feb. 20	Anaheim	1-5 L	18-32-7
58	Feb. 23	@ Colorado	4-4 T	18-32-8
59	Feb. 24	@ San Jose	1-1 T	18-32-9
60	Feb. 26	Carolina	1-0 W	19-32-9
61	Feb. 28	Buffalo	0-2 L	19-33-9
62	Mar. 3	San Jose	3-4 L	19-34-9
63	Mar. 5	Calgary	1-5 L	19-35-9
64	Mar. 7	Chicago	2-2 T	19-35-10
65	Mar. 10	@ Anaheim	4-4 T	19-35-11
66	Mar. 11	@ Phoenix	3-0 W	20-35-11
67	Mar. 13	@ Los Angeles	1-3 L	20-36-11
68	Mar. 15	New Jersey	1-2 L	20-37-11
69	Mar. 19	NY Islanders	1-3 L	20-38-11
70	Mar. 20	@ Edmonton	3-4 L	20-39-11
71	Mar. 24	@ Colorado	2-5 L	20-40-11
72	Mar. 25	St. Louis	1-4 L	20-41-11
73	Mar. 27	Montreal	5-1 W	21-41-11
74	Mar. 29	Phoenix	1-0 W	22-41-11
75	Mar. 31	Toronto	5-6 L	22-42-11
76	Apr. 2	San Jose	0-7 L	22-43-11
77	Apr. 3	@ San Jose	2-5 L	22-44-11
78	Apr. 5	@ Chicago	1-2 L	22-45-11
79	Apr. 7	@ Detroit	1-6 L	22-46-11
80	Apr. 10	Edmonton	1-1 T	22-46-12
81	Apr. 12	@ Calgary	2-0 W	23-46-12
82	Apr. 14	Calgary	4-5 L	23-47-12

NORTHWEST DIVISION FINISH

3rd (83 Points)

COACH

Marc Crawford

GM

Brian Burke

CAPTAIN

Mark Messier

SCORING

Player	GP	G	A	PTS	PIM
Naslund	82	27	38	65	64
Cassels	79	17	45	62	16
Messier	66	17	37	54	30
Bertuzzi	80	25	25	50	126
Morrison	56	7	28	35	18
Schaefer	71	16	15	31	20
Jovanovski	75	5	21	26	54
Aucoin	57	10	14	24	30
Hawgood	79	5	17	22	26
Klatt	47	10	10	20	26
Ohlund	42	4	16	20	24
Kariya	45	8	11	19	22
York	54	4	13	17	20
May	59	9	7	16	90
Druken	33	7	9	16	10
Brashear	60	11	2	13	136
Cooke	51	5	7	12	39
Baron	81	2	10	12	67
Pederson	47	6	5	11	18
Sharifijanov	37	5	5	10	22
Hendrickson	40	5	4	9	14

Player	GP	G	A	PTS	PIM
Chubarov	49	1	8	9	10
Sopel	18	2	4	6	12
Holden	6	1	5	6	2
O'Sullivan	11	0	5	5	2
Strudwick	63	1	3	4	64
Komarniski	18	1	1	2	8
Snow	32	0	2	2	8
Potvin	56	0	2	2	4
Ruutu	8	0	1	1	6
Bodger	13	0	1	1	4
Leeb	2	0	0	0	2
Michaud	2	0	0	0	0
Bonni	3	0	0	0	0
Vaic	4	0	0	0	0
Schwab	6	0	0	0	2

Goaltender	GPI	MIN	GA	SO	AVG	W-L-T
Potvin	34	1,966	85	0	2.59	12-13-7
Snow	32	1,712	76	0	2.66	10-15-3
Weekes	20	987	47	1	2.86	6-7-4
Schwab	6	269	16	0	3.57	2-1-1
Michaud	2	69	5	0	4.35	0-1-0

RESULTS

No	Date	Opponent	Score	Re cord
1	Oct. 2	NY Rangers	2-1 W	1-0-0-0
2	Oct. 6	Chicago	5-4 W	2-0-0-0
3	Oct. 9	Montreal	4-1 W	3-0-0-0
4	Oct. 13	Calgary	3-4 OT L	3-0-0-1
5	Oct. 15	Carolina	1-4 L	3-1-0-1
6	Oct. 16	@ Calgary	4-4 T	3-1-1-1
7	Oct. 19	@ Tampa Bay	6-5 OT W	4-1-1-1
8	Oct. 20	@ Florida	2-5 L	4-2-1-1
9	Oct. 23	@ NY Islanders	2-2 T	4-2-2-1
10	Oct. 24	@ NY Rangers	3-0 W	5-2-2-1
11	Oct. 26	@ Philadelphia	5-2 W	6-2-2-1
12	Oct. 28	Phoenix	1-4 L	6-3-2-1
13	Oct. 30	Nashville	4-1 W	7-3-2-1
14	Nov. 5	Florida	3-2 W	8-3-2-1
15	Nov. 7	St. Louis	1-6 L	8-4-2-1
16	Nov. 9	San Jose	4-4 T	8-4-3-1
17	Nov. 12	@ Phoenix	3-2 W	9-4-3-1
18	Nov. 15	Colorado	2-2 T	9-4-4-1
19	Nov. 17	Detroit	2-7 L	9-5-4-1
20	Nov. 20	@ Nashville	3-1 W	10-5-4-1
21	Nov. 22	@ Atlanta	3-6 L	10-6-4-1
22	Nov. 24	@ Carolina	1-1 T	10-6-5-1
23	Nov. 26	@ Boston	2-2 T	10-6-6-1
24	Nov. 27	@ Montreal	1-2 L	10-7-6-1
25	Nov. 30	Colorado	2-4 L	10-8-6-1
26	Dec. 2	Edmonton	3-2 OT W	11-8-6-1
27	Dec. 4	@ Edmonton	2-3 L	11-9-6-1
28	Dec. 6	@ Colorado	2-5 L	11-10-6-1
29	Dec. 8	@ Anaheim	2-2 T	11-10-7-1
30	Dec. 10	@ Calgary	2-3 L	11-11-7-1
31	Dec. 12	Colorado	2-3 OT L	11-11-7-2
32	Dec. 16	Ottawa	1-2 L	11-12-7-2
33	Dec. 18	Dallas	2-4 L	11-13-7-2
34	Dec. 22	Washington	6-3 W	12-13-7-2
35	Dec. 26	Calgary	0-2 L	12-14-7-2
36	Dec. 29	Philadelphia	2-3 OT L	12-14-7-3
37	Jan. 2	@ Calgary	2-4 L	12-15-7-3
38	Jan. 5	Tampa Bay	3-3 T	12-15-8-3
39	Jan. 7	@ Dallas	3-1 W	13-15-8-3
40	Jan. 8	@ St. Louis	2-4 L	13-16-8-3
41	Jan. 12	@ Chicago	2-3 OT L	13-16-8-4

No	Date	Opponent	Score	Record
42	Jan. 13	@ Nashville	4-3 OT W	14-16-8-4
43	Jan. 15	Dallas	1-2 L	14-17-8-4
44	Jan. 17	Toronto	4-5 OT L	14-17-8-5
45	Jan. 19	Detroit	3-3 T	14-17-9-5
46	Jan. 22	@ Edmonton	3-3 T	14-17-10-5
47	Jan. 23	Nashville	1-2 L	14-18-10-5
48	Jan. 25	Edmonton	4-5 OT L	14-18-10-6
49	Jan. 28	San Jose	4-1 W	15-18-10-6
50	Jan. 30	Chicago	1-3 L	15-19-10-6
51	Feb. 1	@ Colorado	1-2 L	15-20-10-6
52	Feb. 3	St. Louis	2-5 L	15-21-10-6
53	Feb. 9	Calgary	4-3 OT W	16-21-10-6
54	Feb. 12	@ Toronto	4-1 W	17-21-10-6
55	Feb. 14	@ Pittsburgh	0-3 L	17-22-10-6
56	Feb. 16	@ Detroit	2-5 L	17-23-10-6
57	Feb. 17	@ Buffalo	2-1 W	18-23-10-6
58	Feb. 19	@ Ottawa	3-1 W	19-23-10-6
59	Feb. 21	Boston	5-2 W	20-23-10-6
60	Feb. 23	@ Anaheim	4-4 T	20-23-11-6
61	Feb. 25	Los Angeles	2-5 L	20-24-11-6
62	Feb. 27	Phoenix	2-1 W	21-24-11-6
63	Feb. 29	@ Los Angeles	1-1 T	21-24-12-6
64	Mar. 2	Anaheim	3-1 W	22-24-12-6
65	Mar. 4	New Jersey	4-2 W	23-24-12-6
66	Mar. 6	Toronto	5-6 OT L	23-24-12-7
67	Mar. 8	@ Dallas	3-3 T	23-24-13-7
68	Mar. 9	@ St. Louis	2-2 T	23-24-14-7
69	Mar. 11	@ Phoenix	0-5 L	23-25-14-7
70	Mar. 13	@ Los Angeles	2-3 OT L	23-25-14-8
71	Mar. 16	Buffalo	6-3 W	24-25-14-8
72	Mar. 18	Ottawa	6-1 W	25-25-14-8
73	Mar. 20	@ Colorado	3-2 W	26-25-14-8
74	Mar. 22	@ San Jose	3-4 L	26-26-14-8
75	Mar. 24	Anaheim	8-1 W	27-26-14-8
76	Mar. 25	@ Edmonton	3-2 W	28-26-14-8
77	Mar. 29	@ Detroit	3-6 L	28-27-14-8
78	Mar. 31	@ Nashville	1-2 L	28-28-14-8
79	Apr. 2	@ Chicago	3-2 W	29-28-14-8
80	Apr. 5	Los Angeles	1-1 T	29-28-15-8
81	Apr. 7	Edmonton	4-5 L	29-29-15-8
82	Apr. 9	@ San Jose	5-2 W	30-29-15-8

NORTHWEST DIVISION FINISH

3rd (90 Points)

COACH

Marc Crawford

GM

Brian Burke

CAPTAIN

Markus Naslund

SCORING

Player	GP	G	A	PTS	PIM
Naslund	72	41	34	75	58
Cassels	66	12	44	56	10
Bertuzzi	79	25	30	55	93
Morrison	82	16	38	54	42
Jovanovski	79	12	35	47	102
Schaefer	82	16	20	36	22
D. Sedin	75	20	14	34	24
Klutt	77	13	20	33	31
Druken	55	15	15	30	14
H. Sedin	82	9	20	29	38
Brashear	79	9	19	28	145
Ohlund	65	8	20	28	46
Cooke	81	14	13	27	94
Berehowsky	14	1	1	2	21
NSH	66	6	18	24	100
Sopel	52	4	10	14	10
Lachance	76	3	11	14	46
Pederson	61	4	8	12	65
Baron	82	3	8	11	63

Player	GP	G	A	PTS	PIM
Stapleton	VAN 18	1	2	3	8
	NYI 35	1	4	5	2
Hawgood	16	2	5	7	6
Kariya	17	1	6	7	8
Ruutu	21	3	3	6	32
Helmer	20	2	4	6	18
Strudwick	60	1	4	5	62
Holden	10	1	0	1	0
Allen	6	0	0	0	0
Chubarov	1	0	0	0	0
Cloutier	VAN 16	0	0	0	0
	TB 24	0	0	0	4
Essensa	39	0	0	0	4
Brown	1	0	0	0	5

Goaltender	GPI	MIN	GA	SO	AVG	W-L-T
Cloutier	16	914	37	0	2.43	4-6-5
Essensa	39	2,059	92	1	2.68	18-12-3
Potvin	35	2,006	103	1	3.08	14-17-3

RESULTS

No	Date	Opponent	Score	Record
1	Oct. 5	@ Philadelphia	3-6 L	0-1-0-0
2	Oct. 6	@ Florida	4-3 W	1-1-0-0
3	Oct. 8	@ Tampa Bay	5-4 W	2-1-0-0
4	Oct. 12	Colorado	2-5 L	2-2-0-0
5	Oct. 14	Buffalo	4-0 W	3-2-0-0
6	Oct. 16	Toronto	5-2 W	4-2-0-0
7	Oct. 18	Calgary	4-1 W	5-2-0-0
8	Oct. 21	Phoenix	2-3 OT L	5-2-0-1
9	Oct. 24	@ Nashville	4-4 T	5-2-1-1
10	Oct. 25	@ Dallas	6-2 W	6-2-1-1
11	Oct. 27	Atlanta	1-1 T	6-2-2-1
12	Nov. 1	Colorado	4-3 W	7-2-2-1
13	Nov. 3	Pittsburgh	2-4 L	7-3-2-1
14	Nov. 5	San Jose	2-2 T	7-3-3-1
15	Nov. 8	@ Anaheim	7-2 W	8-3-3-1
16	Nov. 9	@ Los Angeles	0-2 L	8-4-3-1
17	Nov. 11	St. Louis	2-5 L	8-5-3-1
18	Nov. 14	Chicago	4-2 W	9-5-3-1
19	Nov. 17	NY Rangers	4-3 W	10-5-3-1
20	Nov. 19	@ Columbus	6-1 W	11-5-3-1
21	Nov. 21	@ St. Louis	4-3 W	12-5-3-1
22	Nov. 22	@ Washington	2-3 OT L	12-5-3-2
23	Nov. 24	@ Detroit	2-3 L	12-6-3-2
24	Nov. 26	@ Minnesota	2-4 L	12-7-3-2
25	Nov. 28	Anaheim	4-1 W	13-7-3-2
26	Nov. 30	Montreal	3-4 L	13-8-3-2
27	Dec. 2	Edmonton	5-2 W	14-8-3-2
28	Dec. 4	Nashville	6-3 W	15-8-3-2
29	Dec. 6	@ Phoenix	1-1 T	15-8-4-2
30	Dec. 8	@ San Jose	6-1 W	16-8-4-2
31	Dec. 10	Los Angeles	1-2 L	16-9-4-2
32	Dec. 16	Columbus	4-3 W	17-9-4-2
33	Dec. 20	@ Edmonton	2-3 OT L	17-9-4-3
34	Dec. 21	@ Chicago	4-6 L	17-10-4-3
35	Dec. 23	@ Colorado	2-3 OT L	17-10-4-4
36	Dec. 27	Montreal	3-2 W	18-10-4-4
37	Dec. 29	@ Calgary	0-5 L	18-11-4-4
38	Dec. 30	@ San Jose	6-3 W	19-11-4-4
39	Jan. 1	@ Nashville	5-2 W	20-11-4-4
40	Jan. 3	@ Chicago	0-6 L	20-12-4-4
41	Jan. 6	Columbus	4-3 W	21-12-4-4

No	Date	Opponent	Score	Record
42	Jan. 8	Nashville	2-1 W	22-12-4-4
43	Jan. 10	Ottawa	1-5 L	22-13-4-4
44	Jan. 12	@ Edmonton	3-2 W	23-13-4-4
45	Jan. 14	Calgary	5-1 W	24-13-4-4
46	Jan. 16	Detroit	2-4 L	24-14-4-4
47	Jan. 18	@ Colorado	3-7 L	24-15-4-4
48	Jan. 20	@ St. Louis	0-3 L	24-16-4-4
49	Jan. 22	@ Dallas	1-2 L	24-17-4-4
50	Jan. 24	Phoenix	6-2 W	25-17-4-4
51	Jan. 27	@ Calgary	5-3 W	26-17-4-4
52	Jan. 28	Chicago	2-6 L	26-18-4-4
53	Jan. 30	Minnesota	3-2 W	27-18-4-4
54	Feb. 1	Colorado	5-3 W	28-18-4-4
55	Feb. 8	San Jose	0-0 T	28-18-5-4
56	Feb. 10	Calgary	1-4 L	28-19-5-4
57	Feb. 14	Washington	3-4 OT L	28-19-5-5
58	Feb. 17	@ Edmonton	6-5 W	29-19-5-5
59	Feb. 18	NY Islanders	3-2 W	30-19-5-5
60	Feb. 21	@ Montreal	2-1 W	31-19-5-5
61	Feb. 22	@ Toronto	1-4 L	31-20-5-5
62	Feb. 24	@ Ottawa	0-3 L	31-21-5-5
63	Feb. 26	@ Minnesota	5-2 W	32-21-5-5
64	Feb. 28	Dallas	5-4 W	33-21-5-5
65	Mar. 2	St. Louis	3-2 W	34-21-5-5
66	Mar. 4	Minnesota	3-4 OT L	34-21-5-6
67	Mar. 6	@ Detroit	3-4 L	34-22-5-6
68	Mar. 8	Phoenix	2-3 OT L	34-22-5-7
69	Mar. 10	Toronto	3-3 T	34-22-6-7
70	Mar. 13	@ Detroit	2-2 T	34-22-7-7
71	Mar. 15	@ Boston	2-2 T	34-22-8-7
72	Mar. 16	@ Buffalo	4-2 L	34-23-8-7
73	Mar. 18	@ Atlanta	5-3 W	35-23-8-7
74	Mar. 21	@ Columbus	1-1 T	35-23-9-7
75	Mar. 23	@ New Jersey	0-4 L	35-24-9-7
76	Mar. 25	@ Minnesota	2-2 T	35-24-10-7
77	Mar. 28	Dallas	1-3 L	35-25-10-7
78	Mar. 30	Anaheim	2-2 T	35-25-11-7
79	Apr. 1	@ Anaheim	1-2 L	35-26-11-7
80	Apr. 2	@ Los Angeles	1-3 L	35-27-11-7
81	Apr. 5	Los Angeles	3-2 W	36-27-11-7
82	Apr. 7	Edmonton	2-4 L	36-28-11-7

NORTHWEST DIVISION FINISH

2nd (94 Points)

COACH

Marc Crawford

GM

Brian Burke

CAPTAIN

Markus Naslund

SCORING

Player	GP	G	A	PTS	PIM
Naslund	81	40	50	90	50
Bertuzzi	72	36	49	85	110
Morrison	82	23	44	67	26
Cassels	53	11	39	50	22
Jovanovski	82	17	31	48	101
Linden	VAN 64	12	22	34	65
	WSH 16	1	2	3	6
Ohlund	81	10	26	36	56
H. Sedin	82	16	20	36	36
Cooke	82	13	20	33	111
D. Sedin	79	9	23	32	32
Hlavac	VAN 46	9	12	21	10
	PHI 31	7	3	10	8
Letowski	VAN 42	7	10	17	15
	PHX 33	2	6	8	4
Sopel	66	8	17	25	44
Klatt	34	8	7	15	10
Lachance	81	1	10	11	50
Helmer	40	5	5	10	53
Chubarov	51	5	5	10	10
Warriner	VAN 14	2	4	6	12
	PHX 18	0	3	3	8

Player	GP	G	A	PTS	PIM
Ruutu	49	2	7	9	74
Druken	27	4	4	8	6
Kurtz	27	3	5	8	14
Baron	61	1	6	7	68
Strudwick	44	2	4	6	96
Vasiljevs	18	3	2	5	2
Kariya	3	0	1	1	2
Auld	1	0	1	1	0
Holden	8	0	0	0	2
Allen	11	0	0	0	6
Tezikov	2	0	0	0	0
Leeb	2	0	0	0	0
Bouck	PHX 7	0	0	0	4
Brown	15	0	0	0	72
Cloutier	62	0	0	0	20
Skudra	23	0	0	0	2
Brochu	6	0	0	0	0

Goaltender	GPI	MIN	GA	SO	AVG	W-L-T
Auld	1	59	2	0	2.03	1-0-0
Skudra	23	1165	47	2	2.42	10-8-2
Cloutier	62	3,501	142	7	2.43	31-22-5
Brochu	6	216	15	1	4.17	0-3-0

RESULTS

No	Date	Opponent	Score	Record
1	Oct. 4	Chicago	4-5 L	0-1-0-0
2	Oct. 6	Detroit	1-4 L	0-2-0-0
3	Oct. 9	@ Colorado	4-5 L	0-3-0-0
4	Oct. 11	@ Dallas	4-1 W	1-3-0-0
5	Oct. 13	Colorado	4-0 W	2-3-0-0
6	Oct. 16	Florida	2-2 T	2-3-1-0
7	Oct. 18	Toronto	5-6 L	2-4-1-0
8	Oct. 20	@ Phoenix	2-5 L	2-5-1-0
9	Oct. 21	@ Anaheim	1-3 L	2-6-1-0
10	Oct. 23	Nashville	4-2 W	3-6-1-0
11	Oct. 25	@ Colorado	1-4 L	3-7-1-0
12	Oct. 27	@ Edmonton	2-3 L	3-8-1-0
13	Oct. 30	Columbus	3-1 W	4-8-1-0
14	Nov. 1	Montreal	4-0 W	5-8-1-0
15	Nov. 3	@ San Jose	1-5 L	5-9-1-0
16	Nov. 6	@ Columbus	3-2 W	6-9-1-0
17	Nov. 8	@ St. Louis	1-3 L	6-10-1-0
18	Nov. 9	@ Chicago	1-3 L	6-11-1-0
19	Nov. 11	@ Minnesota	5-0 W	7-11-1-0
20	Nov. 13	Chicago	3-2 W	8-11-1-0
21	Nov. 15	St. Louis	2-1 W	9-11-1-0
22	Nov. 17	Edmonton	2-2 T	9-11-2-0
23	Nov. 20	@ Ottawa	0-3 L	9-12-2-0
24	Nov. 21	@ Pittsburgh	4-1 W	10-12-2-0
25	Nov. 23	@ Boston	2-3 L	10-13-2-0
26	Nov. 25	@ Philadelphia	4-1 W	11-13-2-0
27	Nov. 27	@ Minnesota	1-2 L	11-14-2-0
28	Nov. 28	@ Chicago	3-3 T	11-14-3-0
29	Nov. 30	Colorado	2-5 L	11-15-3-0
30	Dec. 2	Dallas	2-4 L	11-16-3-0
31	Dec. 6	Anaheim	3-2 W	12-16-3-0
32	Dec. 8	San Jose	3-5 L	12-17-3-0
33	Dec. 10	Tampa Bay	1-1 T	12-17-4-0
34	Dec. 12	@ Anaheim	1-0 W	13-17-4-0
35	Dec. 13	@ Los Angeles	3-6 L	13-18-4-0
36	Dec. 15	Detroit	3-0 W	14-18-4-0
37	Dec. 19	@ Detroit	1-4 L	14-19-4-0
38	Dec. 20	@ Nashville	2-6 L	14-20-4-0
39	Dec. 22	Minnesota	1-2 L	14-21-4-0
40	Dec. 27	Calgary	4-2 W	15-21-4-0
41	Dec. 29	New Jersey	4-2 W	16-21-4-0

No	Date	Opponent	Score	Record
42	Dec. 31	Philadelphia	1-2 L	16-22-4-0
43	Jan. 3	Montreal	5-2 W	17-22-4-0
44	Jan. 5	@ Edmonton	4-3 W	18-22-4-0
45	Jan. 8	@ Buffalo	2-3 L	18-23-4-0
46	Jan. 9	@ Detroit	4-5 OT L	18-23-4-1
47	Jan. 12	Carolina	7-1 W	19-23-4-1
48	Jan. 15	Pittsburgh	5-2 W	20-23-4-1
49	Jan. 17	@ St. Louis	4-5 L	20-24-4-1
50	Jan. 19	@ Washington	5-1 W	21-24-4-1
51	Jan. 21	@ Carolina	7-5 W	22-24-4-1
52	Jan. 23	@ Dallas	4-2 W	23-24-4-1
53	Jan. 25	Toronto	6-1 W	24-24-4-1
54	Jan. 26	@ Calgary	2-0 W	25-24-4-1
55	Jan. 28	Nashville	5-1 W	26-24-4-1
56	Jan. 30	Edmonton	2-2 T	26-24-5-1
57	Feb. 4	Phoenix	4-2 W	27-24-5-1
58	Feb. 8	@ Calgary	4-1 W	28-24-5-1
59	Feb. 9	Calgary	3-4 L	28-25-5-1
60	Feb. 12	Boston	1-2 OT L	28-25-5-2
61	Feb. 26	St. Louis	4-4 T	28-25-6-2
62	Feb. 28	Dallas	3-4 OT L	28-25-6-3
63	Mar. 2	Minnesota	6-3 W	29-25-6-3
64	Mar. 7	@ Phoenix	1-6 L	29-26-6-3
65	Mar. 9	@ San Jose	0-2 L	29-27-6-3
66	Mar. 10	San Jose	4-7 L	29-28-6-3
67	Mar. 12	@ Nashville	5-0 W	30-28-6-3
68	Mar. 14	@ Columbus	5-1 W	31-28-6-3
69	Mar. 16	@ Atlanta	4-2 W	32-28-6-3
70	Mar. 17	@ New Jersey	3-2 W	33-28-6-3
71	Mar. 19	@ NY Rangers	3-1 W	34-28-6-3
72	Mar. 21	@ NY Islanders	2-3 L	34-29-6-3
73	Mar. 24	Edmonton	0-2 L	34-30-6-3
74	Mar. 26	Los Angeles	4-0 W	35-30-6-3
75	Mar. 28	Columbus	4-3 W	36-30-6-3
76	Mar. 30	Anaheim	4-1 W	37-30-6-3
77	April 2	@ Los Angeles	4-4 T	37-30-7-3
78	April 5	Minnesota	5-4 W	38-30-7-3
79	April 7	Phoenix	4-3 W	39-30-7-3
80	April 9	@ Colorado	2-1 W	40-30-7-3
81	April 11	Los Angeles	5-2 W	41-30-7-3
82	April 13	@ Calgary	4-1 W	42-30-7-3

NORTHWEST DIVISION FINISH

2nd (104 Points)

COACH

Marc Crawford

GM

Brian Burke

CAPTAIN

Markus Naslund

SCORING

Player	GP	G	A	PTS	PIM
Naslund	82	48	56	104	52
Bertuzzi	82	46	51	97	144
Morrison	82	25	46	71	36
Jovanovski	67	6	40	46	113
Cooke	82	15	27	42	82
Linden	71	19	22	41	30
H. Sedin	78	8	31	39	38
Sopel	81	7	30	37	23
D. Sedin	79	14	17	31	34
Salo	79	9	21	30	10
Klutt	82	16	13	29	8
Ohlund	59	2	27	29	42
Letowski	78	11	14	25	36
Malik	VAN 69	7	11	18	52
	CAR 10	0	2	2	16
Chubarov	62	7	13	20	6
Lindgren	54	5	9	14	18
Allen	48	5	3	8	73
May	VAN 3	0	0	0	10
	PHX 20	3	4	7	32
Baron	78	2	4	6	62

Player	GP	G	A	PTS	PIM
Reid	7	2	3	5	0
Ruutu	36	2	2	4	66
Baumgartner	8	1	2	3	4
Cloutier	57	0	3	3	24
King	8	0	2	2	0
Langdon	VAN 45	0	1	1	143
	CAR 9	0	0	0	16
Fedorov	7	0	1	1	4
Skudra	23	0	1	1	0
Kavanagh	3	1	0	1	2
Auld	7	0	0	0	0
Helmer	2	0	0	0	0
Komarniski	1	0	0	0	2
Jokela	1	0	0	0	0
Moss	1	0	0	0	0

Goaltender	GPI	MIN	GA	SO	AVG	W-L-T
Auld	7	382	10	1	1.57	3-3-0
Cloutier	57	3,376	136	2	2.42	33-16-7
Skudra	23	1,192	54	1	2.72	9-5-6
Moss	1	22	1	0	2.73	0-0-0

RESULTS

No	Date	Opponent	Score	Record
1	Oct. 10	@ Calgary	3-0 W	1-0-0-0
2	Oct. 12	San Jose	5-3 W	2-0-0-0
3	Oct. 14	Calgary	2-3 L	2-1-0-0
4	Oct. 16	Boston	3-6 L	2-2-0-0
5	Oct. 18	@ Anaheim	2-2 T	2-2-1-0
6	Oct. 19	@ Los Angeles	2-2 T	2-2-2-0
7	Oct. 21	@ San Jose	5-2 W	3-2-2-0
8	Oct. 24	Anaheim	2-2 T	3-2-3-0
9	Oct. 26	Dallas	1-4 L	3-3-3-0
10	Oct. 29	Buffalo	1-1 T	3-3-4-0
11	Oct. 31	Colorado	1-5 L	3-4-4-0
12	Nov. 2	@ Minnesota	4-2 W	4-4-4-0
13	Nov. 4	@ Colorado	4-2 W	5-4-4-0
14	Nov. 6	@ Dallas	0-4 L	5-5-4-0
15	Nov. 9	@ Phoenix	5-2 W	6-5-4-0
16	Nov. 12	St. Louis	6-3 W	7-5-4-0
17	Nov. 14	Los Angeles	3-2 W	8-5-4-0
18	Nov. 16	NY Rangers	3-1 W	9-5-4-0
19	Nov. 20	Chicago	5-3 W	10-5-4-0
20	Nov. 22	Detroit	4-1 W	11-5-4-0
21	Nov. 25	@ Minnesota	2-1 W	12-5-4-0
22	Nov. 27	@ Carolina	3-2 W	13-5-4-0
23	Nov. 29	@ Tampa Bay	5-3 W	14-5-4-0
24	Nov. 30	@ Florida	5-2 W	15-5-4-0
25	Dec. 3	@ NY Islanders	1-2 L	15-6-4-0
26	Dec. 4	@ New Jersey	3-2 W	16-6-4-0
27	Dec. 7	Minnesota	2-4 L	16-7-4-0
28	Dec. 9	Calgary	1-2 L	16-8-4-0
29	Dec. 11	Colorado	3-1 W	17-8-4-0
30	Dec. 14	@ Edmonton	6-3 W	18-8-4-0
31	Dec. 15	Calgary	3-3 T	18-8-5-0
32	Dec. 17	@ Chicago	2-3 L	18-9-5-0
33	Dec. 19	@ Nashville	3-1 W	19-9-5-0
34	Dec. 21	Edmonton	4-3 W	20-9-5-0
35	Dec. 23	@ Colorado	3-5 L	20-10-5-0
36	Dec. 26	@ Edmonton	4-2 W	21-10-5-0
37	Dec. 28	Anaheim	7-3 W	22-10-5-0
38	Dec. 31	Toronto	3-5 L	22-11-5-0
39	Jan. 2	Montreal	3-2 W	23-11-5-0
40	Jan. 4	Florida	3-2 W	24-11-5-0
41	Jan. 8	Ottawa	6-4 W	25-11-5-0

No	Date	Opponent	Score	Record
42	Jan. 10	Columbus	2-3 L	25-12-5-0
43	Jan. 11	@ San Jose	0-3 L	25-13-5-0
44	Jan. 14	Nashville	4-3 W	26-13-5-0
45	Jan. 16	@ Minnesota	2-5 L	26-14-5-0
46	Jan. 17	@ Chicago	4-2 W	27-14-5-0
47	Jan. 19	@ Detroit	4-1 W	28-14-5-0
48	Jan. 21	@ Nashville	2-3 L	28-15-5-0
49	Jan. 24	Detroit	2-5 L	28-16-5-0
50	Jan. 26	Phoenix	1-0 W	29-16-5-0
51	Jan. 28	Minnesota	2-2 T	29-16-6-0
52	Jan. 30	Edmonton	3-3 T	29-16-7-0
53	Feb. 4	@ Pittsburgh	3-2 W	30-16-7-0
54	Feb. 5	@ Columbus	4-4 T	30-16-8-0
55	Feb. 7	@ Buffalo	4-2 W	31-16-8-0
56	Feb. 10	Chicago	2-1 W	32-16-8-0
57	Feb. 13	Colorado	2-1 W	33-16-8-0
58	Feb. 15	@ Calgary	2-2 T	33-16-9-0
59	Feb. 18	@ Detroit	4-3 W	34-16-9-0
60	Feb. 20	@ St. Louis	4-2 W	35-16-9-0
61	Feb. 22	@ Edmonton	3-2 W	36-16-9-0
62	Feb. 23	Columbus	7-2 W	37-16-9-0
63	Feb. 25	Atlanta	8-0 W	38-16-9-0
64	Feb. 27	San Jose	2-3 L	38-17-9-0
65	Mar. 1	@ Montreal	1-1 T	38-17-10-0
66	Mar. 3	@ Boston	6-4 W	39-17-10-0
67	Mar. 4	@ Philadelphia	0-3 L	39-18-10-0
68	Mar. 6	@ Columbus	4-5 OT L	39-18-10-1
69	Mar. 8	@ Toronto	3-3 T	39-18-11-1
70	Mar. 11	NY Islanders	4-3 W	40-18-11-1
71	Mar. 13	St. Louis	4-4 T	40-18-12-1
72	Mar. 15	Toronto	0-1 L	40-19-12-1
73	Mar. 17	@ Dallas	4-2 W	41-19-12-1
74	Mar. 18	@ St. Louis	4-6 L	41-20-12-1
75	Mar. 20	Nashville	7-3 W	42-20-12-1
76	Mar. 23	Washington	6-0 W	43-20-12-1
77	Mar. 25	Dallas	3-4 L	43-21-12-1
78	Mar. 27	Phoenix	5-1 W	44-21-12-1
79	Mar. 29	@ Los Angeles	5-1 W	45-21-12-1
80	Mar. 30	@ Anaheim	1-3 L	45-22-12-1
81	Apr. 2	@ Phoenix	3-3 T	45-22-13-1
82	Apr. 6	Los Angeles	0-2 L	45-23-13-1

NORTHWEST DIVISION FINISH

1st (101 Points)

COACH

Marc Crawford

GM

Brian Burke

CAPTAIN

Markus Naslund

SCORING

Player	GP	G	A	PTS	PIM
Naslund	78	35	49	84	58
Morrison	82	22	38	60	50
Bertuzzi	69	17	43	60	122
D. Sedin	82	18	36	54	18
Rucinsky	Van 13	1	2	3	10
	Nyr 69	13	29	42	62
H. Sedin	76	11	31	42	32
Sopel	80	10	32	42	36
Sanderson	Van 13	3	4	7	4
	CBJ 67	13	16	29	34
Linden	82	14	22	36	26
Ohlund	82	14	20	34	73
Salo	74	7	19	26	22
Cooke	53	11	12	23	73
Jovanovski	56	7	16	23	64
King	47	12	9	21	8
Chubarov	65	12	7	19	14
Malik	78	3	16	19	45
Keane	64	8	9	17	20

Player	GP	G	A	PTS	PIM
Arvedson	41	8	7	15	12
Ruutu	71	6	8	14	133
May	70	5	6	11	137
Bergevin	Van 9	0	2	2	2
	PIT 52	1	8	9	27
Player	GP	G	A	PTS	PIM
Allen	74	2	5	7	94
Kesler	28	2	3	5	16
Bouck	18	1	2	3	23
Baumgartner	Van 9	0	3	3	2
	PIT 5	0	0	0	2
Brookbank	Van 20	2	0	2	95
	NSH 9	0	0	0	38
Cloutier	60	0	1	1	22
Hedberg	21	0	0	0	10

Goaltender	GPI	MIN	GA	SO	AVG	W-L-T
Auld	6	349	12	0	2.06	2-2-2
Cloutier	60	3,539	134	5	2.27	33-21-6
Hedberg	21	1,098	46	3	2.51	8-6-2

RESULTS

No	Date	Opponent	Score	Record
1	Oct. 9	Calgary	4-1 W	1-0-0-0
2	Oct. 11	Edmonton	3-0 W	2-0-0-0
3	Oct. 13	@ Columbus	2-3 L	2-1-0-0
4	Oct. 16	@ Detroit	2-3 L	2-2-0-0
5	Oct. 18	@ Minnesota	2-2 T	2-2-1-0
6	Oct. 20	Buffalo	6-1 W	3-2-1-0
7	Oct. 22	St. Louis	3-2 W	4-2-1-0
8	Oct. 26	Phoenix	3-3 T	4-2-2-0
9	Oct. 28	Columbus	6-3 W	5-2-2-0
10	Oct. 30	@ Los Angeles	3-1 W	6-2-2-0
11	Oct. 31	@ Phoenix	4-1 W	7-2-2-0
12	Nov. 3	Detroit	5-1 W	8-2-2-0
13	Nov. 5	@ Nashville	4-3 W	9-2-2-0
14	Nov. 6	@ St. Louis	2-3 L	9-3-2-0
15	Nov. 8	Minnesota	4-3 W	10-3-2-0
16	Nov. 11	@ Minnesota	0-1 L	10-4-2-0
17	Nov. 13	@ Philadelphia	3-4 OT L	10-4-2-1
18	Nov. 15	@ Boston	1-2 OT L	10-4-2-2
19	Nov. 18	Montreal	5-4 W	11-4-2-2
20	Nov. 20	Chicago	3-2 W	12-4-2-2
21	Nov. 22	Toronto	3-5 L	12-5-2-2
22	Nov. 24	@ Toronto	1-2 L	12-6-2-2
23	Nov. 25	@ Montreal	5-2 W	13-6-2-2
24	Nov. 27	@ Ottawa	3-2 W	14-6-2-2
25	Nov. 29	@ Calgary	4-4 T	14-6-3-2
26	Dec. 4	Calgary	1-4 L	14-7-3-2
27	Dec. 6	Minnesota	1-1 T	14-7-4-2
28	Dec. 9	Pittsburgh	4-3 W	15-7-4-2
29	Dec. 11	Colorado	1-1 T	15-7-5-2
30	Dec. 14	Carolina	2-1 W	16-7-5-2
31	Dec. 16	@ Nashville	2-1 W	17-7-5-2
32	Dec. 17	@ Dallas	1-3 L	17-8-5-2
33	Dec. 20	@ Edmonton	3-0 W	18-8-5-2
34	Dec. 22	Los Angeles	4-4 T	18-8-6-2
35	Dec. 26	@ Calgary	2-0 W	19-8-6-2
36	Dec. 27	Edmonton	2-6 L	19-9-6-2
37	Dec. 29	@ Colorado	3-2 W	20-9-6-2
38	Dec. 31	@ Chicago	4-3 W	21-9-6-2
39	Jan. 2	Colorado	2-4 L	21-10-6-2
40	Jan. 3	@ Calgary	3-1 W	22-10-6-2
41	Jan. 5	San Jose	1-2 L	22-11-6-2

No	Date	Opponent	Score	Record
42	Jan. 8	@ Los Angeles	3-1 W	23-11-6-2
43	Jan. 9	@ Anaheim	5-2 W	24-11-6-2
44	Jan. 11	Florida	2-2 T	24-11-7-2
45	Jan. 13	@ Phoenix	4-1 W	25-11-7-2
46	Jan. 15	@ San Jose	1-3 L	25-12-7-2
47	Jan. 17	Anaheim	1-2 L	25-13-7-2
48	Jan. 19	Dallas	2-3 L	25-14-7-2
49	Jan. 21	Tampa Bay	5-4 W	26-14-7-2
50	Jan. 25	Nashville	4-1 W	27-14-7-2
51	Jan. 27	Chicago	3-2 W	28-14-7-2
52	Jan. 29	@ St. Louis	4-2 W	29-14-7-2
53	Jan. 31	@ Washington	6-1 W	30-14-7-2
54	Feb. 2	@ NY Rangers	3-4 L	30-15-7-2
55	Feb. 3	@ NY Islanders	4-5 OT L	30-15-7-3
56	Feb. 5	@ New Jersey	4-0 W	31-15-7-3
57	Feb. 11	Calgary	2-3 L	31-16-7-3
58	Feb. 13	Atlanta	1-4 L	31-17-7-3
59	Feb. 14	Anaheim	1-2 L	31-18-7-3
60	Feb. 16	@ Colorado	1-0 W	32-18-7-3
61	Feb. 19	@ Minnesota	2-6 L	32-19-7-3
62	Feb. 21	@ Edmonton	3-4 OT L	32-19-7-4
63	Feb. 24	Detroit	4-2 W	33-19-7-4
64	Feb. 26	San Jose	3-2 W	34-19-7-4
65	Feb. 28	St. Louis	2-0 W	35-19-7-4
66	Mar. 3	@ Colorado	5-5 T	35-19-8-4
67	Mar. 5	@ Detroit	1-3 L	35-20-8-4
68	Mar. 6	@ Columbus	4-0 W	36-20-8-4
69	Mar. 8	Colorado	2-9 L	36-21-8-4
70	Mar. 10	Minnesota	1-1 T	36-21-9-4
71	Mar. 12	@ Edmonton	4-3 W	37-21-9-4
72	Mar. 13	Ottawa	1-2 L	37-22-9-4
73	Mar. 16	Nashville	2-2 T	37-22-10-4
74	Mar. 18	@ Dallas	0-3 L	37-23-10-4
75	Mar. 19	@ Chicago	3-4 OT L	37-23-10-5
76	Mar. 21	Columbus	4-5 L	37-24-10-5
77	Mar. 24	Los Angeles	1-0 W	38-24-10-5
78	Mar. 27	Dallas	3-2 W	39-24-10-5
79	Mar. 29	Phoenix	6-1 W	40-24-10-5
80	Mar. 31	@ Anaheim	2-1 W	41-24-10-5
81	Apr. 2	@ San Jose	4-1 W	42-24-10-5
82	Apr. 3	Edmonton	5-2 W	43-24-10-5

NORTHWEST DIVISION FINISH

4th (92 Points)

COACH

Marc Crawford

GM

Dave Nonis

CAPTAIN

Markus Naslund

SCORING

Player	GP	G	A	PTS	PIM
Naslund	81	32	47	79	66
H. Sedin	82	18	57	75	56
Bertuzzi	82	25	46	71	120
D. Sedin	82	22	49	71	34
Morrison	82	19	37	56	84
Carter	81	33	22	55	41
Baumgartner	70	5	29	34	30
Ohlund	78	13	20	33	92
Salo	59	10	23	33	38
Jovanovski	44	8	25	33	58
Kesler	82	10	13	23	79
Carney	VAN 18	0	2	2	14
	ANA 61	2	16	18	48
Park	60	8	10	18	29
Cooke	45	8	10	18	71
Ruutu	82	10	7	17	142
Allen	77	7	10	17	115
Weinrich	VAN 16	0	0	0	8
	STL 59	1	16	17	44
Linden	82	7	9	16	15
McCarthy	VAN 51	2	4	6	43
	ATL 16	7	3	10	8

Player	GP	G	A	PTS	PIM
Mojzis	7	0	1	1	12
Burrows	43	7	5	12	61
Brown	VAN 12	0	0	0	8
	NJ 35	1	11	12	27
Green	33	4	2	6	14
Bieksa	39	0	6	6	77
Brookbank	32	1	2	3	81
Goren	28	1	2	3	30
Bouck	12	1	1	2	21
Rypien	5	1	0	1	4
Auld	67	0	2	2	4
Balej	1	0	1	1	0
Cloutier	13	0	0	0	4
Butenschon	8	0	0	0	10
Ouellet	4	0	0	0	2
Ryan	1	0	0	0	0
Smith	1	0	0	0	2

Goaltender	GPI	MIN	GA	SO	AVG	W-L-T
McVicar	1	3	0	0	0.00	0-0-0
Auld	67	3,859	189	0	2.94	33-26-6
Cloutier	13	681	36	0	3.17	8-3-1
Ouellet	4	222	12	0	3.24	0-2-1
Noronon	VAN 4	170	10	0	3.53	1-1-0
	BUF 4	168	12	0	4.26	1-2-0

RESULTS

No	Date	Opponent	Score	Record
1	Oct. 5	Phoenix	3-2 W	1-0-0
2	Oct. 8	@ Edmonton	3-4 O (SO)	1-0-1
3	Oct. 10	@ Detroit	4-2 W	2-0-1
4	Oct. 12	@ Minnesota	0-6 L	2-1-1
5	Oct. 14	@ Minnesota	5-3 W	3-1-1
6	Oct. 16	Dallas	5-2 W	4-1-1
7	Oct. 18	Chicago	6-2 W	5-1-1
8	Oct. 20	Phoenix	3-2 W	6-1-1
9	Oct. 22	Colorado	6-4 W	7-1-1
10	Oct. 25	@ Minnesota	3-1 W	8-1-1
11	Oct. 27	@ Colorado	2-6 L	8-2-1
12	Oct. 29	@ Colorado	3-4 O (OT)	8-2-2
13	Nov. 2	Minnesota	2-1 W	9-2-2
14	Nov. 4	Columbus	5-3 W	10-2-2
15	Nov. 5	@ Calgary	0-1 L	10-3-2
16	Nov. 7	@ Calgary	3-4 L	10-4-2
17	Nov. 10	Colorado	3-5 L	10-5-2
18	Nov. 13	Detroit	4-1 W	11-5-2
19	Nov. 16	@ San Jose	3-1 W	12-5-2
20	Nov. 17	@ Los Angeles	4-5 L	12-6-2
21	Nov. 20	@ Anaheim	3-2 W	13-6-2
22	Nov. 22	Chicago	3-1 W	14-6-2
23	Nov. 24	San Jose	3-2 W	15-6-2
24	Nov. 26	@ Phoenix	1-2 L	15-7-2
25	Nov. 27	@ Colorado	2-6 L	15-8-2
26	Nov. 30	Colorado	5-2 W	16-8-2
27	Dec. 1	@ Edmonton	3-5 L	16-9-2
28	Dec. 4	Boston	5-2 W	17-9-2
29	Dec. 9	Ottawa	3-2 W (SO)	18-9-2
30	Dec. 13	@ NY Rangers	3-2 W	19-9-2
31	Dec. 15	@ Philadelphia	5-4 W	20-9-2
32	Dec. 17	Edmonton	4-5 O (OT)	20-9-3
33	Dec. 19	Los Angeles	3-4 O (SO)	20-9-4
34	Dec. 21	Edmonton	6-7 L	20-10-4
35	Dec. 23	Calgary	5-6 O (SO)	20-10-5
36	Dec. 26	Calgary	1-2 L	20-11-5
37	Dec. 28	Nashville	4-3 W	21-11-5
38	Dec. 31	@ Minnesota	3-4 L	21-12-5
39	Jan. 2	@ St. Louis	1-4 L	21-13-5
40	Jan. 4	@ Dallas	1-3 L	21-14-5
41	Jan. 5	@ Chicago	3-2 W	22-14-5

No	Date	Opponent	Score	Record
42	Jan. 7	Calgary	4-3 W (OT)	23-14-5
43	Jan. 10	Toronto	4-3 W	24-14-5
44	Jan. 13	@ New Jersey	0-3 L	24-15-5
45	Jan. 14	@ NY Islanders	8-1 W	25-15-5
46	Jan. 16	@ Pittsburgh	4-2 W	26-15-5
47	Jan. 19	Buffalo	4-1 W	27-15-5
48	Jan. 21	Montreal	6-2 W	28-15-5
49	Jan. 23	@ St. Louis	0-4 L	28-16-5
50	Jan. 24	@ Columbus	5-6 L	28-17-5
51	Jan. 26	@ Detroit	1-2 L	28-18-5
52	Jan. 28	@ Colorado	4-3 W (SO)	29-18-5
53	Jan. 31	@ Phoenix	7-4 W	30-18-5
54	Feb. 3	@ Calgary	3-1 W	31-18-5
55	Feb. 4	@ Edmonton	1-3 L	31-19-5
56	Feb. 6	Columbus	7-4 W	32-19-5
57	Feb. 8	St. Louis	2-4 L	32-20-5
58	Feb. 10	Anaheim	1-3 L	32-21-5
59	Feb. 12	Minnesota	3-2 W (OT)	33-21-5
60	Feb. 28	@ Calgary	2-1 W	34-21-5
61	Mar. 2	@ Nashville	1-3 L	34-22-5
62	Mar. 3	@ Chicago	5-4 W (SO)	35-22-5
63	Mar. 5	St. Louis	1-4 L	35-23-5
64	Mar. 9	Nashville	2-3 O (OT)	35-23-6
65	Mar. 11	Dallas	1-2 L	35-24-6
66	Mar. 13	@ Dallas	2-4 L	35-25-6
67	Mar. 14	@ Nashville	0-5 L	35-26-6
68	Mar. 17	@ Columbus	3-2 W	36-26-6
69	Mar. 19	Detroit	3-7 L	36-27-6
70	Mar. 21	@ Edmonton	4-1 W	37-27-6
71	Mar. 23	Edmonton	4-3 W (SO)	38-27-6
72	Mar. 25	Edmonton	2-3 L	38-28-6
73	Mar. 27	Los Angeles	7-4 W	39-28-6
74	Mar. 29	Minnesota	2-1 W	40-28-6
75	Mar. 31	Minnesota	1-2 O (SO)	40-28-7
76	Apr. 2	@ Anaheim	2-6 L	40-29-7
77	Apr. 3	@ Los Angeles	0-1 L	40-30-7
78	Apr. 8	Calgary	3-2 W (OT)	41-30-7
79	Apr. 10	Anaheim	2-4 L	41-31-7
80	Apr. 12	San Jose	4-5 O (OT)	41-31-8
81	Apr. 13	@ San Jose	3-5 L	41-32-8
82	Apr. 15	Colorado	4-3 W (OT)	42-32-8

NORTHWEST DIVISION FINISH

1st (105 Points)

COACH

Alain Vigneault

GM

Dave Nonis

CAPTAIN

Markus Naslund

SCORING

Player	GP	G	A	PTS	PIM
D. Sedin	81	36	48	84	36
H. Sedin	82	10	71	81	66
Naslund	82	24	36	60	54
Morrison	82	20	31	51	60
Smolinski	VAN 20	4	3	7	8
	CHI 62	14	23	37	29
Biekša	81	12	30	42	134
Pyatt	76	23	14	37	42
Salo	67	14	23	37	26
Ohlund	77	11	20	31	80
Cooke	81	10	20	30	64
Sopel	VAN 20	1	4	5	10
	LA 44	4	19	23	14
Linden	80	12	13	25	34
Bulis	79	12	11	23	70
Kesler	48	6	10	16	40
Krajicek	78	3	13	16	64
Cowan	VAN 42	7	3	10	93
	LA 21	0	2	2	32
Mitchell	62	1	10	11	45

Player	GP	G	A	PTS	PIM
Burrows	81	3	6	9	93
Green	57	2	5	7	25
Fitzpatrick	58	1	6	7	46
Santala	30	1	5	6	24
Chouinard	42	2	2	4	10
Edler	22	1	2	3	6
Tremblay	12	1	2	3	12
Coulombe	7	0	1	1	4
Moran	3	0	1	1	2
Bourdon	9	0	0	0	4
Bouck	6	0	0	0	16
Reid	3	0	0	0	0
Schultz	2	0	0	0	0
Goren	2	0	0	0	0
Rypien	2	0	0	0	5
Smith	1	0	0	0	0
Mclver	2	0	0	0	7

Goaltender	GPI	MIN	GA	SO	AVG	W-L-T
Luongo	76	4,490	171	5	2.29	47-22-6
Sabourin	9	480	21	0	2.63	2-4-1

RESULTS

No	Date	Opponent	Score	Record
1	Oct. 5	@ Detroit	3-1 W	1-0-0
2	Oct. 6	@ Columbus	3-2 W (OT)	2-0-0
3	Oct. 8	@ Colorado	2-3 L	2-1-0
4	Oct. 10	@ Minnesota	1-2 O (SO)	2-1-1
5	Oct. 13	San Jose	4-6 L	2-2-1
6	Oct. 16	Edmonton	2-1 W	3-2-1
7	Oct. 17	@ Edmonton	1-2 L	3-3-1
8	Oct. 20	@ St. Louis	3-2 W (OT)	4-3-1
9	Oct. 21	@ Nashville	4-3 W (OT)	5-3-1
10	Oct. 23	@ Dallas	1-2 L	5-4-1
11	Oct. 25	@ Chicago	5-0 W	6-4-1
12	Oct. 27	Washington	3-2 W (SO)	7-4-1
13	Oct. 31	Nashville	2-3 L	7-5-1
14	Nov. 2	@ Minnesota	2-5 L	7-6-1
15	Nov. 4	@ Colorado	2-3 L	7-7-1
16	Nov. 6	Dallas	2-1 W	8-7-1
17	Nov. 9	Anaheim	0-6 L	8-8-1
18	Nov. 11	Calgary	2-3 L	8-9-1
19	Nov. 14	Detroit	2-3 L	8-10-1
20	Nov. 17	St. Louis	4-2 W	9-10-1
21	Nov. 19	Chicago	2-1 W	10-10-1
22	Nov. 22	@ Detroit	4-3 W (OT)	11-10-1
23	Nov. 23	@ Nashville	0-6 L	11-11-1
24	Nov. 25	@ Colorado	1-4 L	11-12-1
25	Nov. 28	Columbus	1-0 W	12-12-1
26	Nov. 30	Anaheim	1-2 L	12-13-1
27	Dec. 2	Colorado	2-1 W	13-13-1
28	Dec. 4	Edmonton	0-4 L	13-14-1
29	Dec. 8	Carolina	4-3 W (OT)	14-14-1
30	Dec. 9	@ Calgary	3-5 L	14-15-1
31	Dec. 12	Phoenix	2-5 W	15-15-1
32	Dec. 14	Calgary	3-1 W	16-15-1
33	Dec. 16	Minnesota	2-1 W	17-15-1
34	Dec. 19	@ Minnesota	2-5 L	17-16-1
35	Dec. 21	@ Boston	0-2 L	17-17-1
36	Dec. 22	@ Columbus	2-3 L	17-18-1
37	Dec. 26	@ Calgary	3-1 W	18-18-1
38	Dec. 27	Calgary	6-5 W (OT)	19-18-1
39	Dec. 30	Edmonton	6-2 W	20-18-1
40	Jan. 2	@ Calgary	3-2 W	21-18-1
41	Jan. 3	Dallas	2-1 W (SO)	22-18-1

No	Date	Opponent	Score	Record
42	Jan. 5	Edmonton	3-2 W (OT)	23-18-1
43	Jan. 7	Florida	4-3 W (SO)	24-18-1
44	Jan. 11	Minnesota	2-5 L	24-19-1
45	Jan. 13	@ Toronto	6-1 W	25-19-1
46	Jan. 16	@ Montreal	4-0 W	26-19-1
47	Jan. 18	@ Ottawa	2-1 W	27-19-1
48	Jan. 19	@ Buffalo	3-4 O (SO)	27-19-2
49	Jan. 26	Los Angeles	2-3 O (OT)	27-19-3
50	Jan. 28	San Jose	3-1 W	28-19-3
51	Jan. 30	Columbus	2-3 O (SO)	28-19-4
52	Feb. 1	Edmonton	5-3 W	29-19-4
53	Feb. 3	@ Calgary	3-4 L	29-20-4
54	Feb. 6	@ Edmonton	5-2 W	30-20-4
55	Feb. 7	Chicago	0-3 L	30-21-4
56	Feb. 10	Atlanta	3-2 W	31-21-4
57	Feb. 14	@ Minnesota	3-2 W (OT)	32-21-4
58	Feb. 16	@ Chicago	2-1 W (SO)	33-21-4
59	Feb. 18	Colorado	5-4 W	34-21-4
60	Feb. 20	@ Anaheim	3-2 W (OT)	35-21-4
61	Feb. 22	@ Los Angeles	3-2 W	36-21-4
62	Feb. 25	@ Dallas	1-2 O (OT)	36-21-5
63	Feb. 27	@ St. Louis	1-3 L	36-22-5
64	Mar. 1	Phoenix	4-3 W	37-22-5
65	Mar. 4	Minnesota	4-3 W (SO)	38-22-5
66	Mar. 6	Tampa Bay	5-1 W	39-22-5
67	Mar. 8	@ Phoenix	4-2 W	40-22-5
68	Mar. 9	@ San Jose	2-1 W (OT)	41-22-5
69	Mar. 11	@ Anaheim	2-4 L	41-23-5
70	Mar. 13	Minnesota	2-3 O (OT)	41-23-6
71	Mar. 15	St. Louis	3-2 W (OT)	42-23-6
72	Mar. 17	Detroit	4-1 W	43-23-6
73	Mar. 19	@ Edmonton	2-1 W	44-23-6
74	Mar. 21	Nashville	2-0 W	45-23-6
75	Mar. 25	Colorado	4-5 O (SO)	45-23-7
76	Mar. 27	@ Colorado	3-0 W	46-23-7
77	Mar. 29	@ Los Angeles	4-2 W	47-23-7
78	Mar. 31	Calgary	2-3 L	47-24-7
79	Apr. 3	Los Angeles	4-2 W	48-24-7
80	Apr. 5	Colorado	1-3 L	48-25-7
81	Apr. 7	@ San Jose	4-3 W (OT)	49-25-7
82	Apr. 8	@ Phoenix	1-3 L	49-26-7

NORTHWEST DIVISION FINISH

5th (88 Points)

COACH

Alain Vigneault

GM

Dave Nonis

CAPTAIN

Markus Naslund

SCORING

Player	GP	G	A	PTS	PIM
H. Sedin	82	15	61	76	56
D. Sedin	82	29	45	74	50
Naslund	82	25	30	55	46
Pyatt	79	16	21	37	60
Kesler	80	21	16	37	79
Burrows	82	12	19	31	179
Morrison	39	9	16	25	18
Salo	63	8	17	25	38
Ohlund	53	9	15	24	79
Raymond	49	9	12	21	2
Edler	75	8	12	20	42
Pettinger	VAN 20	4	2	6	11
	WSH 56	2	5	7	25
Shannon	27	5	8	13	24
Lindse	59	7	5	12	15
Mitchell	72	2	10	12	81
Bieksa	34	2	10	12	90

Player	GP	G	A	PTS	PIM
Krajicek	39	2	9	11	36
Isbister	55	6	5	11	38
Ritchie	71	3	8	11	80
Miller	57	1	8	9	32
Jaffray	19	2	4	6	19
Rypien	22	1	2	3	41
Bourdon	27	2	0	2	20
Brown	19	1	0	1	55
Cowan	46	0	1	1	110
Weaver	55	0	1	1	33
Fitzgerald	1	0	0	0	0
McIver	17	0	0	0	52
Hansen	5	0	0	0	2

Goaltender	GPI	MIN	GA	SO	AVG	W-L-T
Luongo	73	4,233	168	6	2.38	35-29-9
Sanford	16	679	32	0	2.83	4-3-1
MacIntyre	2	61	3	0	2.95	0-1-0

RESULTS

No	Date	Opponent	Score	Record
1	Oct. 5	San Jose	1-3 L	0-1-0
2	Oct. 6	@ Calgary	4-3 W (OT)	1-1-0
3	Oct. 10	Philadelphia	2-8 L	1-2-0
4	Oct. 12	@ Edmonton	5-2 W	2-2-0
5	Oct. 13	Edmonton	4-1 W	3-2-0
6	Oct. 15	San Jose	2-4 L	3-3-0
7	Oct. 19	Los Angeles	2-4 L	3-4-0
8	Oct. 21	@ Columbus	4-1 W	4-4-0
9	Oct. 22	@ Carolina	1-3 L	4-5-0
10	Oct. 24	@ Detroit	2-3 L	4-6-0
11	Oct. 26	@ Washington	3-2 W	5-6-0
12	Oct. 28	Detroit	2-3 L	5-7-0
13	Nov. 1	Nashville	0-3 L	5-8-0
14	Nov. 3	@ Colorado	4-3 W	6-8-0
15	Nov. 8	@ Calgary	3-2 W	7-8-0
16	Nov. 9	Colorado	2-1 W (OT)	8-8-0
17	Nov. 14	Edmonton	0-1 O (SO)	8-8-1
18	Nov. 16	Minnesota	6-2 W	9-8-1
19	Nov. 18	Calgary	4-1 W	10-8-1
20	Nov. 20	@ Edmonton	4-5 O (SO)	10-8-2
21	Nov. 21	@ Minnesota	4-2 W	11-8-2
22	Nov. 23	@ St. Louis	1-3 L	11-9-2
23	Nov. 25	Chicago	2-0 W	12-9-2
24	Nov. 27	Anaheim	4-0 W	13-9-2
25	Nov. 29	Columbus	2-0 W	14-9-2
26	Dec. 2	@ Minnesota	1-2 L	14-10-2
27	Dec. 5	@ Chicago	3-2 W	15-10-2
28	Dec. 6	@ Nashville	5-2 W	16-10-2
29	Dec. 8	Pittsburgh	1-2 O (SO)	16-10-3
30	Dec. 10	@ Los Angeles	2-4 L	16-11-3
31	Dec. 12	@ Anaheim	3-2 W	17-11-3
32	Dec. 13	@ San Jose	2-5 L	17-12-3
33	Dec. 15	@ Edmonton	1-2 O (SO)	17-12-4
34	Dec. 18	New Jersey	5-0 W	18-12-4
35	Dec. 20	Dallas	3-2 W	19-12-4
36	Dec. 22	@ Phoenix	2-1 O (SO)	20-12-4
37	Dec. 23	@ Colorado	1-3 L	20-13-4
38	Dec. 27	Calgary	5-3 W	21-13-4
39	Dec. 30	Anaheim	2-1 W	22-13-4
40	Dec. 31	@ Calgary	1-2 L	22-14-4
41	Jan. 3	NY Rangers	3-0 W	23-14-4

No	Date	Opponent	Score	Record
42	Jan. 8	NY Islanders	3-2 O (SO)	24-14-4
43	Jan. 10	@ San Jose	1-3 L	24-15-4
44	Jan. 11	Phoenix	3-4 L	24-16-4
45	Jan. 13	@ St. Louis	4-3 O (SO)	25-16-4
46	Jan. 15	@ Columbus	2-3 L	25-17-4
47	Jan. 17	@ Detroit	2-3 O (SO)	25-17-5
48	Jan. 19	Los Angeles	3-4 L	25-18-5
49	Jan. 21	Minnesota	2-4 L	25-19-5
50	Jan. 23	St. Louis	3-2 O (SO)	26-19-5
51	Jan. 29	Dallas	3-4 L	26-20-5
52	Jan. 31	@ Tampa Bay	3-4 L	26-21-5
53	Feb. 1	@ Florida	3-4 O (SO)	26-21-6
54	Feb. 5	@ Dallas	2-3 O (SO)	26-21-7
55	Feb. 7	@ Atlanta	2-1 W	27-21-7
56	Feb. 9	Colorado	2-6 L	27-22-7
57	Feb. 10	Chicago	3-2 W (SO)	28-22-7
58	Feb. 14	Minnesota	4-5 O (SO)	28-22-8
59	Feb. 16	Edmonton	4-2 W	29-22-8
60	Feb. 19	@ Minnesota	3-2 O (OT)	30-22-8
61	Feb. 21	@ Nashville	3-2 O (SO)	31-22-8
62	Feb. 23	Detroit	4-1 W	32-22-8
63	Feb. 27	Colorado	2-3 O (SO)	32-22-9
64	Feb. 29	Columbus	2-3 O (OT)	32-22-10
65	Mar. 2	@ Chicago	1-4 L	32-23-10
66	Mar. 4	@ Colorado	1-2 L	32-24-10
67	Mar. 6	Nashville	6-2 W	33-24-10
68	Mar. 8	St. Louis	4-2 W	34-24-10
69	Mar. 10	@ Los Angeles	2-1 W (OT)	35-24-10
70	Mar. 12	@ Anaheim	1-4 L	35-25-10
71	Mar. 13	@ Phoenix	0-2 L	35-26-10
72	Mar. 15	@ Dallas	4-3 W	36-26-10
73	Mar. 17	Phoenix	3-1 W	37-26-10
74	Mar. 20	@ Edmonton	4-1 W	38-26-10
75	Mar. 21	Minnesota	1-2 L	38-27-10
76	Mar. 25	@ Calgary	2-3 L	38-28-10
77	Mar. 26	@ Colorado	3-6 L	38-29-10
78	Mar. 28	@ Minnesota	0-4 L	38-30-10
79	Mar. 30	Calgary	6-2 W	39-30-10
80	Apr. 1	Colorado	2-4 L	39-31-10
81	Apr. 3	Edmonton	1-2 L	39-32-10
82	Apr. 5	Calgary	1-7 L	39-33-10

NORTHWEST DIVISION FINISH

1st (100 Points)

COACH

Alain Vigneault

GM

Mike Gillis

CAPTAIN

Roberto Luongo

SCORING

Player	GP	G	A	PTS	PIM
D. Sedin	82	31	51	82	36
H. Sedin	82	22	60	82	48
Kesler	82	26	33	59	61
Demitra	69	20	33	53	20
Burrows	82	28	23	51	150
Biekša	72	11	32	43	97
Edler	80	10	27	37	54
Bernier	81	15	17	32	27
Sundin	41	9	19	28	28
Wellwood	74	18	9	27	4
Ohlund	82	6	19	25	105
Salo	60	5	20	25	26
Mitchell	82	3	20	23	59
Raymond	72	11	12	23	24
Hansen	55	6	15	21	37
Pyatt	69	10	9	19	43

Player	GP	G	A	PTS	PIM	
Vaananen	VAN 3	0	1	1	0	
	PHI 46	1	9	10	22	
O'Brien	77	0	10	10	196	
Johnson	62	2	7	9	12	
Hordichuk	73	4	1	5	109	
Jaffray	14	2	2	4	14	
Rypien	12	3	0	3	19	
Davison	23	0	2	2	51	
Krog	4	1	0	1	2	
Bolduc	7	0	1	1	4	
Ouellet	3	0	0	0	0	
Goaltender	GPI	MIN	GA	SO	AVG	W-L-T
Luongo	54	3,181	124	9	2.34	33-13-7
LaBarbera	28	1,447	67	2	2.78	8-10-6
Sanford	19	973	42	1	2.59	7-8-0
Schneider	8	355	20	0	3.38	2-4-1

RESULTS

No	Date	Opponent	Score	Record
1	Oct. 9	Calgary	6-0 W	1-0-0
2	Oct. 11	@ Calgary	5-4 W (OT)	2-0-0
3	Oct. 13	@ Washington	1-5 L	2-1-0
4	Oct. 16	@ Detroit	4-3 W (OT)	3-1-0
5	Oct. 17	@ Buffalo	2-5 L	3-2-0
6	Oct. 19	@ Chicago	2-4 L	3-3-0
7	Oct. 21	@ Columbus	2-4 L	3-4-0
8	Oct. 25	Edmonton	6-3 W	4-4-0
9	Oct. 28	Boston	0-1 L	4-5-0
10	Oct. 30	@ Los Angeles	4-0 W	5-5-0
11	Oct. 31	@ Anaheim	7-6 W (SO)	6-5-0
12	Nov. 2	Detroit	2-3 L	6-6-0
13	Nov. 4	Nashville	4-0 W	7-6-0
14	Nov. 6	Phoenix	1-0 W	8-6-0
15	Nov. 8	Minnesota	2-0 W	9-6-0
16	Nov. 12	Colorado	2-1 O (SO)	9-6-1
17	Nov. 15	Toronto	4-2 W	10-6-1
18	Nov. 17	@ NY Islanders	2-1 O (SO)	10-6-2
19	Nov. 19	@ NY Rangers	6-3 W	11-6-2
20	Nov. 20	@ Minnesota	3-2 W	12-6-2
21	Nov. 22	@ Pittsburgh	3-1 W	13-6-2
22	Nov. 24	Detroit	3-2 W (OT)	14-6-2
23	Nov. 27	Calgary	3-4 L	14-7-2
24	Nov. 29	@ Calgary	1-3 L	14-8-2
25	Dec. 1	@ Columbus	2-3 L	14-9-2
26	Dec. 4	@ Detroit	5-6 L	14-10-2
27	Dec. 5	@ Minnesota	2-1 W	15-10-2
28	Dec. 7	@ Colorado	4-5 O (SO)	15-10-3
29	Dec. 9	@ Nashville	3-1 W	16-10-3
30	Dec. 13	@ Edmonton	0-3 L	16-11-3
31	Dec. 14	Florida	5-3 W	17-11-3
32	Dec. 17	Edmonton	4-2 W	18-11-3
33	Dec. 20	Chicago	1-3 L	18-12-3
34	Dec. 22	Anaheim	4-3 W	19-12-3
35	Dec. 23	@ San Jose	0-5 L	19-13-3
36	Dec. 26	Edmonton	2-3 L	19-14-3
37	Dec. 28	Ottawa	3-0 W	20-14-3
38	Dec. 30	Philadelphia	2-3 L	20-15-3
39	Jan. 1	@ Nashville	2-1 W	21-15-3
40	Jan. 2	@ Atlanta	3-4 O (SO)	21-15-4
41	Jan. 4	Dallas	2-3 O (SO)	21-15-5

No	Date	Opponent	Score	Record
42	Jan. 7	@ Edmonton	4-2 W	22-15-5
43	Jan. 9	St. Louis	4-6 L	22-16-5
44	Jan. 10	San Jose	2-4 L	22-17-5
45	Jan. 13	New Jersey	3-5 L	22-18-5
46	Jan. 15	Phoenix	1-4 L	22-19-5
47	Jan. 18	Columbus	5-6 O (SO)	22-19-6
48	Jan. 20	@ San Jose	2-1 O (OT)	22-19-7
49	Jan. 28	Nashville	3-5 L	22-20-7
50	Jan. 31	Minnesota	3-4 O (OT)	22-20-8
51	Feb. 3	Carolina	4-3 W	23-20-8
52	Feb. 7	Chicago	7-3 W	24-20-8
53	Feb. 10	@ St. Louis	6-4 W	25-20-8
54	Feb. 12	@ Phoenix	4-3 W	26-20-8
55	Feb. 13	@ Dallas	1-2 L	26-21-8
56	Feb. 15	Montreal	4-2 W	27-21-8
57	Feb. 17	@ Calgary	4-3 O (SO)	28-21-8
58	Feb. 19	@ Ottawa	5-2 W	29-21-8
59	Feb. 21	@ Toronto	3-2 W (SO)	30-21-8
60	Feb. 24	@ Montreal	0-3 L	30-22-8
61	Feb. 27	Tampa Bay	2-1 W	31-22-8
62	Mar. 1	Columbus	3-1 W	32-22-8
63	Mar. 3	Minnesota	4-2 W	33-22-8
64	Mar. 7	San Jose	3-1 W	34-22-8
65	Mar. 9	@ Los Angeles	2-3 L	34-23-8
66	Mar. 11	@ Anaheim	4-3 O (OT)	34-23-9
67	Mar. 13	Los Angeles	4-2 W	35-23-9
68	Mar. 15	Colorado	4-2 W	36-23-9
69	Mar. 17	Dallas	4-2 W	37-23-9
70	Mar. 19	St. Louis	3-0 W	38-23-9
71	Mar. 21	@ Phoenix	1-5 L	38-24-9
72	Mar. 24	@ Dallas	5-2 W	39-24-9
73	Mar. 26	@ St. Louis	2-4 L	39-25-9
74	Mar. 27	@ Colorado	4-1 W	40-25-9
75	Mar. 29	@ Chicago	4-0 W	41-25-9
76	Mar. 31	@ Minnesota	2-1 W (OT)	42-25-9
77	Apr. 2	Anaheim	5-6 O (SO)	42-25-10
78	Apr. 4	@ Edmonton	3-5 L	42-26-10
79	Apr. 5	Colorado	1-4 L	42-27-10
80	Apr. 7	Calgary	4-1 W	43-27-10
81	Apr. 9	Los Angeles	1-0 W	44-27-10
82	Apr. 11	@ Colorado	1-0 W (OT)	45-27-10



**WHERE THE
PLAYERS
SHOP**



GENERAL MOTORS PLACE | OPEN MON-SAT, 10AM to 5PM | SUN, 12PM to 5PM
604.899.7890 | 1.877.414.1244 | canucks.com/teamstore

WE ARE ALL CANUCKS



ALL-TIME

VANCOUVER



A

Adams, Greg C.	1988.89
Adams, Greg G.	1987.88 to 1994.95
Affleck, Bruce	1979.80
Agnew, Jim	1986.87 to 1987.88
	1989.90 to 1991.92
Alexander, Claire	1977.78
Allen, Bryan	2000.01 to 2005.06
Antoski, Shawn	1990.91 to 1994.95
Arbour, John	1970.71
Arvedson, Magnus	2003.04
Ashton, Brent	1979.80 to 1980.81
Aucoin, Adrian	1994.95 to 2000.01
Auld, Alex	2001.02 to 2005.06

B

Babych, Dave	1991.92 to 1997.98
Bakovic, Peter	1987.88
Balej, Jozef	2005.06
Balon, Dave	1971.72 to 1972.73
Bannerman, Murray	1977.78
Baron, Murray	1998.99 to 2002.03
Bartel, Robin	1986.87
Baumgartner, Nolan	2002.03 to 2005.06, 2008.09 to 2005.06, 2008.09 to 2005.06
Bawa, Robin	1991.92
Beech, Kris	2007.08
Belanger, Jesse	1995.96
Belland, Neil	1981.82 to 1985.86
Benning, Jim	1986.87 to 1989.90
Beranek, Josef	1994.95 to 1995.96
Bernier, Steve	2008.09 to 2008.09
Berehowsky, Drake	2000.01 to 2001.02
Bergevin, Luc	2003.04
Berry, Ken	1987.88 to 1988.89
Bertzuzzi, Todd	1997.98 to 2005.06
Bieksa, Kevin	2005.06 to 2005.06
Blight, Rick	1975.76 to 1980.81
Block, Ken	1970.71
Boddy, Gregg	1971.72 to 1975.76
Bodger, Doug	1999.00
Bohonos, Lonny	1996.97 to 1997.98
Boldirev, Ivan	1979.80 to 1982.83
Bolduc, Alexandre	2008.09 to 2008.09
Bolunchuk, Larry	1972.73
Bonni, Ryan	1999.00 to 2001.02
Bordeleau, Paulin	1973.74 to 1975.76
Bouck, Tyler	2003.04 to 2006.07
Boudrias, Andre	1970.71 to 1975.76
Bourdon, Luc	2006.07 to 2007.08
Boyd, Randy	1987.88 to 1988.89
Bozek, Steve	1988.89 to 1990.91
Bradley, Brian	1987.88 to 1990.91
Brasar, Per-Olov	1979.80 to 1981.82
Brashear, Donald	1996.97 to 2001.02
Bridgman, Mel	1988.89
Brochu, Martin	2001.02
Brodeur, Richard	1980.81 to 1987.88
Bromley, Gary	1978.79 to 1980.81
Brookbank, Wade	2003.04 to 2005.06
Brown, Cam	1990.91
Brown, Jeff	1993.94 to 1995.96
Brown, Mike	2000.01 to 2001.02
Brown, Mike	2007.08 to 2008.09
Brown, Sean	2005.06
Bruce, David	1985.86 to 1988.89

Bubla, Jiri	1981.82 to 1985.86
Bulis, Jan	2006.07
Bullock, Bruce	1972.73, 1974.75, 1976.77
Bure, Pavel	1991.92 to 1997.98
Burke, Sean	1997.98
Burrows, Alex	2005.06 to 2005.06
Buskas, Rod	1989.90
Butcher, Garth	1981.82 to 1990.91
Butenschoon, Sven	2005.06
Butler, Jerry	1979.80 to 1981.82

C

Callander, Drew	1978.79 to 1979.80
Campbell, Colin	1980.81 to 1981.82
Caprice, Frank	1982.83 to 1987.88
Capuano, Dave	1989.90 to 1990.91
Capuano, Jack	1990.91
Carney, Keith	2005.06
Caron, Jacques	1973.74
Carriere, Larry	1976.77 to 1977.78
Carson, Jimmy	1993.94
Carter, Anson	2005.06
Cassels, Andrew	1999.00 to 2001.02
Charbonneau, Jose	1988.89
	1993.94 to 1994.95
Chouinard, Marc	2006.07
Christie, Mike	1980.81
Chubarov, Artem	1999.00 to 2003.04
Ciccone, Enrico	1997.98
Cloutier, Dan	2000.01 to 2005.06
Cochrane, Glen	1985.86 to 1986.87
Connelly, Wayne	1971.72
Convery, Brandon	1997.98 to 1998.99
Cook, Bob	1970.71
Cooke, Matt	1998.99 to 2007.08
Corrigan, Mike	1970.71 to 1971.72
Coulombe, Patrick	2006.07 to 2008.09
Courtнал, Geoff	1990.91 to 1994.95
Courtнал, Russ	1994.95 to 1996.97
Courville, Larry	1995.96 to 1997.98
Cowan, Jeff	2006.07 to 2008.09
Coxe, Craig	1984.85 to 1987.88
	1989.90 to 1990.91
Craven, Murray	1992.93 to 1993.94
Crawford, Marc	1981.82 to 1986.87
Crowder, Troy	1996.97
Cullen, Ray	1970.71
Cullimore, Jassen	1994.95 to 1996.97
Currie, Tony	1981.82 to 1983.84

D

Daigneault, J.J.	1984.85 to 1985.86
Dailey, Bob	1973.74 to 1976.77
Davison, Rob	2008.09
Delorme, Ron	1981.82 to 1984.85
DeMarco, Ab	1974.75 to 1975.76
Demitra, Pavel	2008.09 to 2008.09
Derlago, Bill	1978.79 to 1979.80
Diduck, Gerald	1990.91 to 1994.95
Dirk, Robert	1990.91 to 1993.94
Doak, Gary	1970.71 to 1971.72
Dowd, Jim	1995.96
Druken, Harold	1999.00 to 2002.03
Dunbar, Dale	1985.86
Dunn, Dave	1973.74 to 1974.75
Dyck, Ed	1971.72 to 1973.74

E

Elder, Alexander	2006.07 to 2006.07
Eisenhut, Neil	1993.94
Eldebrink, Anders	1981.82 to 1982.83
Ellacott, Ken	1982.83
Eriksson, Roland	1978.79
Essensa, Bob	2000.01

F

Fedorov, Fedor	2002.03 to 2004.05
Fergus, Tom	1991.92 to 1992.93
FitzGerald, Zack	2007.08 to 2008.09
Fitzpatrick, Rory	2006.07
Flockhart, Rob	1976.77 to 1978.79
Folco, Peter	1973.74
Fortier, Dave	1976.77
Fountain, Mike	1996.97
Fraser, Curt	1978.79 to 1982.83

G

Gagner, Dave	1998.99
Gamble, Troy	1986.87, 1988.89
	1990.91 to 1991.92
Gardner, George	1970.71 to 1971.72
Garrett, John	1982.83 to 1984.85
Gassoff, Brad	1975.76 to 1978.79
Gelinas, Martin	1993.94 to 1997.98
Gibson, Don	1990.91
Gillis, Jere	1977.78 to 1980.81
	1983.84 to 1984.85
Gloor, Dan	1973.74
Glynn, Brian	1993.94
Goodenough, Larry	1976.77 to 1979.80
Gordon, Robb	1998.99
Goren, Lee	2005.06 to 2006.07
Gould, John	1973.74 to 1976.77
Gould, Larry	1973.74
Gradin, Thomas	1978.79 to 1985.86
Graves, Hilliard	1976.77 to 1978.79
Green, Josh	2005.06 to 2006.07
Gregg, Randy	1991.92
Grenier, Martin	2003.04
Grisdale, John	1974.75 to 1978.79
Guevremont, Jocelyn	1971.72 to 1974.75
Guy, Kevan	1988.89 to 1990.91

H

Hall, Murray	1970.71 to 1971.72
Hall, Taylor	1983.84 to 1986.87
Halward, Doug	1980.81 to 1986.87
Hammond, Ken	1991.92
Hanlon, Glen	1977.78 to 1981.82
Hansen, Jannik	2006.07 to 2006.07
Hargreaves, Jim	1970.71, 1972.73
Hatoum, Ed	1970.71
Hawgood, Greg	1999.00 to 2000.01
Hawkins, Todd	1988.89 to 1989.90
Hazlett, Steve	1979.80
Hedberg, Johan	2003.04
Hedican, Bret	1993.94 to 1998.99
Heinz, Rick	1981.82
Helmer, Bryan	2000.01 to 2002.03
Hendrickson, Darby	1998.99 to 1999.00
Hirsch, Corey	1995.96 to 1998.99
Hlavac, Jan	2001.02 to 2002.03

Hlinka, Ivan	1981.82 to 1982.83
Hodge, Charlie	1970.71
Hodgson, Dan	1986.87 to 1988.89
Holden, Josh	1998.99 to 2001.02
Holloway, Bruce	1984.85
Holt, Randy	1978.79
Homenuke, Ron	1972.73
Hordichuk, Darcy	2008.09 to
Huber, Willie	1987.88
Hubick, Greg	1979.80
Hughes, John	1979.80
Hunter, Tim	1992.93 to 1995.96
Hurlburt, Bob	1974.75
Huscroft, Jamie	1997.98 to 1998.99

I

Irbe, Arturs	1997.98
Isbister, Brad	2007.08

J

Jackson, Dane	1993.94 to 1994.95
Jaffray, Jason	2007.08 to 2008.09
Johnson, Danny	1970.71 to 1971.72
Johnson, Ryan	2008.09 to
Jokela, Mikko	2002.03
Joseph, Chris	1996.97, 1999.00
Jovanovski, Ed	1998.99 to 2005.06

K

Kannegiesser, Sheldon	1977.78
Kariya, Steve	1999.00 to 2002.03
Kavanagh, Pat	2000.01 to 2003.04
Keane, Mike	2003.04
Kearns, Dennis	1971.72 to 1980.81
Kesa, Dan	1993.94
Kesler, Ryan	2003.04 to
Kidd, Ian	1987.88 to 1988.89
King, Jason	2002.03 to 2006.07
Kirtton, Mark	1982.83 to 1984.85
Klatt, Trent	1998.99 to 2002.03
Kocur, Joey	1995.96
Komarniski, Zenith	1999.00 to 2003.04
Korab, Jerry	1973.74
Kozak, Don	1978.79
Krajicek, Lukas	2006.07 to
Krog, Jason	2008.09
Kron, Robert	1990.91 to 1992.93
Krutov, Vladimir	1989.90
Kucera, Frantisek	1995.96 to 1996.97
Kulak, Stu	1982.83, 1986.87
Kurtenbach, Orland	1970.71 to 1973.74
Kurtz, Justin	2001.02 to 2002.03
Kurvers, Tom	1990.91

L

LaBarbera, Jason	2008.09
Lachance, Scott	2000.01 to 2001.02
LaFayette, Nathan	1993.94 to 1994.95
Lalonde, Bobby	1971.72 to 1976.77
Lampman, Mike	1973.74
Lampdon, Darren	2002.03
Lanthier, Jean-Marc	1983.84 to 1985.86
	1987.88
Lanz, Rick	1980.81 to 1986.87
Larionov, Igor	1989.90 to 1991.92
Lawless, Paul	1987.88

LeBlanc, John	1986.87 to 1987.88
Ledyard, Grant	1997.98
Leeb, Brad	1999.00 to 2001.02
Leeman, Gary	1994.95
Legace, Manny	1999.00
Lemay, Moe	1981.82 to 1986.87
Lemieux, Richard	1971.72 to 1973.74
Lenardon, Tim	1989.90
Letowski, Trevor	2001.02 to 2002.03
Lever, Don	1972.73 to 1979.80
Levie, Craig	1986.87
Lidster, Doug	1983.84 to 1992.93
Linden, Trevor	1988.89 to 1997.98
	2001.02 to 2007.08

Lindgren, Mats	2002.03
Lindgren, Lars	1978.79 to 1983.84
Lockett, Ken	1974.75 to 1975.76
Logan, Dave	1979.80 to 1980.81
Loney, Brian	1995.96
Lowry, Dave	1985.86 to 1987.88
Lumme, Jyrki	1989.90 to 1997.98
Lunde, Len	1970.71
Luongo, Roberto	2006.07 to
Lupul, Gary	1979.80 to 1985.86

M

MacAdam, Al	1984.85
MacDonald, Blair	1980.81 to 1982.83
MacDonald, Brett	1987.88
MacIntyre, Drew	2007.08
Mair, Jim	1972.73 to 1974.75
Maki, Wayne	1970.71 to 1972.73
Malik, Marek	2002.03 to 2004.05
Malkoc, Dean	1995.96
Manery, Kris	1979.80
Maniogo, Cesare	1976.77 to 1977.78
Manno, Bob	1976.77 to 1980.81
Marois, Mario	1980.81
Martin, Grant	1983.84 to 1984.85
Martin, Pit	1977.78 to 1978.79
Mason, Bob	1990.91
Maxwell, Brad	1986.87
May, Brad	1997.98 to 1999.00

Mazor, Jay	2002.03 to 2004.05
McAllister, Chris	1988.89 to 1991.92
McBain, Andrew	1997.98 to 1998.99
McCabe, Bryan	1989.90 to 1991.92
McCarthy, Kevin	1997.98 to 1998.99
McCarthy, Steve	1978.79 to 1983.84
McCord, Dennis	2005.06
McDonnell, Joe	1973.74
McIlhargey, Jack	1981.82
McIntyre, John	1976.77 to 1979.80
McIver, Nathan	1993.94 to 1994.95
McKichan, Steve	2006.07 to 2007.08
McLean, Kirk	1990.91
McLelland, Dave	1987.88 to 1997.98
McNab, Peter	1972.73
McSheffrey, Bryan	1983.84 to 1984.85
McVicar, Rob	1972.73 to 1973.74
Meehan, Gerry	2005.06
Melnik, Larry	1974.75
Messier, Mark	1987.88 to 1989.90
Michaud, Alfie	1997.98 to 1999.00
Miller, Aaron	1999.00 to 2001.02
Minor, Gerry	2007.08
	1979.80 to 1983.84

Mitchell, Willie	2006.07 to
Mogilny, Alexander	1995.96 to 1999.00
Mojzis, Tomas	2005.06
Molin, Lars	1981.82 to 1983.84
Momesso, Sergio	1990.91 to 1994.95
Monahan, Garry	1974.75 to 1977.78
Moran, Brad	2006.07
Morin, Stephane	1992.93 to 1993.94
Morrison, Brendan	1999.00 to 2007.08
Morrison, Dave	1984.85
Moss, Tyler	2002.03 to 2003.04
Muckalt, Bill	1998.99 to 1999.00
Murphy, Rob	1987.88 to 1991.92
Murray, Bob	1974.75 to 1976.77
Murzyn, Dana	1990.91 to 1998.99

N

Namestnikov, John	1993.94
Naslund, Markus	1995.96 to 2007.08
Nedved, Petr	1990.91 to 1992.93
Neely, Cam	1983.84 to 1985.86
Nemchinov, Sergei	1996.97
Neill, Jim	1981.82 to 1983.84
Noonan, Brian	1996.97 to 1997.98
Nordmark, Robert	1988.89 to 1990.91
Noronen, Mika	2005.06
Nycholat, Lawrence	2008.09

O

Oddleifson, Chris	1973.74 to 1980.81
Odjick, Gino	1990.91 to 1997.98
O'Brien, Shane	2008.09 to
O'Flaherty, Gerry	1972.73 to 1977.78
Ohlund, Mattias	1997.98 to 2008.09
Oksiuta, Roman	1994.95 to 1995.96
O'Neill, Paul	1973.74
O'Sullivan, Chris	1999.00
Ouellet, Maxime	2005.06
Ouellet, Michel	2008.09

P

Paiement, Rosaire	1970.71 to 1971.72
Park, Richard	2005.06
Peca, Mike	1993.94 to 1994.95
Pederson, Barry	1986.87 to 1989.90
Pederson, Denis	1999.00 to 2001.02
Peterson, Brent	1985.86 to 1986.87
Petit, Michel	1982.83 to 1987.88
Pettinger, Matt	2007.08
Plavsic, Adrien	1989.90 to 1994.95
Popiel, Poul	1970.71 to 1971.72
Potvin, Felix	1999.00 to 2000.01
Pratt, Tracy	1973.74 to 1975.76
Primeau, Kevin	1980.81
Pronger, Sean	2003.04
Pyatt, Taylor	2006.07 to 2008.09

Q

Quinn, Dan	1989.90 to 1990.91
Quinn, Pat	1970.71 to 1971.72

R

Ratushny, Dan	1992.93
Raymond, Mason	2007.08 to
Reaume, Marc	1970.71
Reid, Brandon	2002.03 to 2006.07

Reinhart, Paul 1988.89 to 1989.90
 Richardson, Glen 1975.76
 Richter, Dave 1986.87 to 1987.88
 Ridley, Curt 1975.76 to 1977.78
 1979.80
 Ridley, Mike 1995.96 to 1996.97
 Ritchie, Byron 2007.08
 1970.71
 Rizzuto, Garth 1996.97 to 1997.98
 Roberts, David 1997.98 to 1998.99
 Robertsson, Bert 1974.75 to 1976.77
 Robitaille, Mike 1974.75 to 1975.76
 Rochefort, Leon 1987.88 to 1988.89
 Rohlicek, Jeff 1995.96 to 1996.97
 Rohlin, Leif 1990.91 to 1995.96
 Ronning, Cliff 1979.80 to 1983.84
 Rota, Darcy 2003.04
 Rucinsky, Martin 1994.95
 Ruuttu, Christian 1999.00 to 2005.06
 Ruutu, Jarkko 2005.06 to 2006.07
 Ryan, Prestin
Rypien, Rick 2005.06 to

S

Sabourin, Dany 2006.07
Salo, Sami 2002.03 to
 Sanderson, Derek 1976.77
 Sanderson, Geoff 1997.98, 2003.04
 Sandlak, Jim 1985.86 to 1992.93
 1995.96
 Sanford, Curtis 2007.08 to 2008.09
 Santala, Tommi 2006.07
 Saunders, David 1987.88
 Scatchard, Dave 1997.98 to 1999.00
 Schaefer, Peter 1998.99 to 2001.02
 Schella, John 1970.71 to 1971.72
 Schliebener, Andy 1981.82,
 1983.84 to 1984.85
 Schmutz, Bobby 1970.71 to 1973.74
 1980.81
Schneider, Cory 2008.09 to
 Schultz, Jesse 2006.07
 Schwab, Corey 1999.00 to 2000.01
Sedin, Daniel 2000.01 to
Sedin, Henrik 2000.01 to
 Sedlbauer, Ron 1974.75 to 1979.80
 Seguin, Danny 1970.71, 1973.74
 Semak, Alexander 1996.97
 Semenov, Anatoli 1992.93

Shannon, Ryan 2007.08
 Sharifjanov, Vadim 1999.00
 Sillinger, Mike 1995.96 to 1997.98
 Skriko, Petri 1984.85 to 1990.91
 Skudra, Peter 2001.02 to 2002.03
 Sleg, Jiri 1992.93 to 1994.95,
 2003.04
 1970.71
 Sly, Darryl 1978.79 to 1979.80
 Smith, Brad 1988.89 to 1989.90
 Smith, Doug 1973.74 to 1975.76
 Smith, Gary 2003.04 to 2006.07
 Smith, Nathan 2006.07
 Smolinski, Bryan 1978.79 to 1990.91
 Smyl, Stan 1974.75 to 1983.84
 Snepsts, Harold 1988.89 to 1989.90
 1997.98 to 1999.00
 1973.74
 1998.99 to 2004.05,
 2006.07
 1971.72
 1976.77
 1996.97 to 1998.99
 1987.88 to 1989.90
 2000.01
 1987.88 to 1990.91
 1984.85
 1970.71,
 1976.77 to 1977.78
 1971.72
 1994.95 to 1995.96
 1973.74
 1997.98 to 2001.02
 1986.87 to 1987.88
 2008.09
 1982.83 to 1986.87
 1986.87 to 1989.90

T

Tallon, Dale 1970.71 to 1972.73
 Tambellini, Steve 1985.86 to 1987.88
 Tannahill, Don 1972.73 to 1973.74
 Tanti, Tony 1982.83 to 1989.90
 Taylor, Ted 1970.71 to 1971.72
 Tezиков, Alexei 2001.02
 Tikkanen, Esa 1995.96 to 1996.97
 Tremblay, Yannick 2006.07

Tudor, Rob 1978.79 to 1979.80

V

Vaananen, Ossi 2008.09
 Vaic, Lubomir 1997.98 to 2000.01
 Vaive, Rick 1979.80
 Valk, Garry 1990.91 to 1992.93
 Vasiljevs, Herbert 2001.02
 Ververgaert, Dennis 1973.74 to 1978.79
 Veysey, Sid 1977.78
 Vilgrain, Claude 1987.88

W

Walker, Scott 1994.95 to 1997.98
 Walter, Ryan 1991.92 to 1992.93
 Walton, Mike 1975.76 to 1977.78
 Ward, Dixon 1992.93 to 1993.94
 Ward, Ron 1971.72
 Warriner, Todd 2001.02 to 2002.03
 Washburn, Steve 1998.99
 Weaver, Mike 2007.08
 Weekes, Kevin 1998.99 to 1999.00
 Weeks, Steve 1987.88 to 1990.91
 Weinrich, Eric 2005.06
Wellwood, Kyle 2008.09 to
 Whitmore, Kay 1992.93 to 1994.95
 Wickenheiser, Doug 1987.88
 Wilcox, Barry 1972.73 to 1974.75
 Wiley, Jim 1975.76 to 1976.77
 Wilkins, Barry 1970.71 to 1974.75
 Williams, Tiger 1979.80 to 1983.84
 Wilson, Dunc 1970.71 to 1972.73
 1978.79
 Wiste, Jim 1970.71
 Woodley, Dan 1987.88
 Wotton, Mark 1994.95 to 1997.98
 Wright, John 1972.73 to 1973.74

Y

York, Harry 1998.99 to 1999.00
 Young, Howie 1970.71
 Young, Wendell 1985.86 to 1986.87

Z

Zetterstrom, Lars 1978.79
 Zezel, Peter 1997.98 to 1998.99

1

Murray Bannerman, Bruce Bullock, Sean Burke, Ed Dyck, Ken Ellacott, George Gardner, Glen Hanlon, Johan Hedberg, Charlie Hodge, **Roberto Luongo**, Kirk McLean, Maxime Ouellet, Peter Skudra, Gary Smith, Dunc Wilson, Wendell Young.

2

Jim Agnew, Gary Doak, Jocelyn Guevre-mont, Kevan Guy, Doug Halward, Ken Ham-mond, Willie Huber, Ian Kidd, Frantisek Kucera, Craig Levie, Dave Logan, Bob Man-no, John Namestnikov, Mattias Ohlund, Mike Robitaille, Lars Zetterstrom.

3

Kevin Bieksa, Doug Bodger, Larry Bolonchuk, Garth Butcher, Keith Carney, Bob Dailey, Anders Eldebrink, Bret Hedican, Justin Kurtz, Doug Lidster, Lars Lindgren, Joe McDonnell, Michel Petit, Pat Quinn, Brent Sopel.

4

Nolan Baumgartner, Jim Benning, Luc Bourdon, Rob Davison, Ab Demarco, Gerald Diduck, Greg Hawgood, Randy Holt, John Hughes, Frantisek Kucera, Rick Lanz, Grant Ledyard, Bryan McCabe, Aaron Miller, Brent Sopel, Mike Walton, Barry Wilkins, Mark Wotton.

5

Bryan Allen, John Arbour, Garth Butcher, Colin Campbell, Larry Carriere, Larry Good-enough, Jim Hargreaves, Sheldon Kan-negiesser, Lukas Krajicek, Grant Ledyard, Bob Manno, Dana Murzyn, Tracy Pratt, John Schella, Darryl Sly, Ossi Vaananen, Zenith Komarniski.

6

Adrian Aucoin, Dennis Kearns, Brett Mac-donald, Robert Nordmark, Adrien Plavsic, Marc Reaume, Dave Richter, **Sami Salo**, Andy Schliebener, Alexei Tezikov, Howie Young.

7

Andre Boudrias, Tony Currie, Dave Fortier, Robb Gordon, Jamie Huscroft, Gary Lupul, Pit Martin, Gerry Minor, Brendan Morrison, Barry Pederson, Dan Quinn, David Roberts, Cliff Ronning, Sid Veysey.

8

Greg G. Adams, Jozef Balej, Rick Blight, Donald Brashar, Wayne Connelly, Taylor Hall, Danny Johnson, Moe Lemay, Marek Malik, Peter McNab, Gerry Meehan, **Willie Mitchell**, Jim Nil, Bobby Schmautz, Eric Weinrich.

9

Ivan Boldirev, Russ Courtnall, Ed Hatoum, Mike Keane, Gary Leeman, Don Lever, Brad May, Andrew McBain, Taylor Pyatt, Bobby Schmautz, Mike Stapleton, Dale Tallon, Tony Tanti, Lubomir Vaic, Ryan Walter, Jim Wiste.

10

Rick Blight, Brian Bradley, Pavel Bure, Drew Callander, Geoff Courtnall, Ray Cullen, Tony Currie, Bill Derlago, Anders Eldebrink, Jere Gillis, **Ryan Johnson**, Jean-Marc Lanthier, Moe Lemay, Trevor Letowski, Don Lever, Brad May, Dave Morrison, Brent Peterson, Bobby Schmautz, Fred Speck, Ronnie Stern, Esa Tikkanen, Dennis Ververgaert.

11

Wayne Maki, Mark Messier, Chris Odd-leifson.

12

Mike Corrigan, Rob Flockhart, Dan Gloor, Leon Rochefort, Stan Smyl, Ron Stewart, Barry Wilcox, Jim Wiley.
RETIRED NOV.03.91 (SMYL).

13

Mike Brown, Artem Chubarov, Lars Lindgren, Mats Sundin, Sergei Nemchinov.

14

Jesse Belanger, Lonny Bohonos, Steve Bozek, **Alex Burrows**, Bob Cook, Geoff Courtnall, Larry Courville, Peter Folco, Jere Gillis, Darby Hendrickson, Josh Holden, Scott Lachance, Moe Lemay, Blair Mac-donald, Dennis McCord, Chris Oddleifson, Brandon Reid, Geoff Sanderson, Bobby Schmautz, Danny Seguin, Steve Stone, Raimo Summanen, Tony Tanti, Doug Wick-enheiser, Jim Wiste, John Wright.

15

Brent Ashton, Neil Bolland, Drake Bere-howsky, Paulin Bordeleau, Mike Brown, J.J. Daigneault, Jim Dowd, Harold Druken, Tom Fergus, Dave Gagner, Hilliard Graves, Pat Kavanagh, John McIntyre, Rosaire Paie-ment, Adrien Plavsic, Sean Pronger, Byron Ritchie, Rick Rypien, Rich Sutter, Todd Warriner.

16

Per-Olov Brasar, Brad Gassoff, Dan Hodg-son, Mark Kirtton, Stu Kulak, Trevor Linden, Don Tannahill, Ted Taylor, Barry Wilcox, Jim Wiley.

RETIRED DEC.17.08 (LINDEN).

17

Drake Berehowsky, Lonny Bohonos, Jerry Butler, Drew Callander, Jimmy Carson, Jose Charbonneau, Tony Currie, Larry Gould, Jan Hlavac, Todd Hawkins, **Ryan Kesler**, Jason King, Vladimir Krutov, Paul Lawless, Bill Muckalt, Rob Murphy, Paul O'Neil, Mike Ridley, Jeff Rohlicek, Ron Sedlbauer, Danny Seguin, Vadim Sharifjanov, Patrik Sundstrom, Dixon Ward, Ron Ward, Doug Wickenheiser, John Wright, Howie Young.

18

Shawn Antoski, **Steve Bernier**, Ken Berry, Marc Crawford, Troy Crowder, Fedor Fedorov, Rory Fitzpatrick, Rob Flockhart, Larry Gould, John Gristdale, Ron Homenuke, Steve Kariya, Jason King, Robert Kron, Mike Lampman, Igor Larionov, Jim Mair, Richard Park, Poul Popiel, Bert Robertsson, Darcy Rota, Geoff Sanderson, Brad Smith, Rick Vaive, Mike Weaver.

19

Claire Alexander, Ron Delorme, Dale Dunbar, Roland Eriksson, Steve Hazlett, Greg Hubick, Tim Hunter, Robert Kron, Richard Lemieux, Kris Manery, Mario Marois, Markus Naslund, Igor Nedved, Glen Richardson, Derek Sanderson, Jim Sandlak, Ron Stewart, Dale Tallon, Rob Tudor, Jim Wiley.

20

Drew Callander, Jose Charbonneau, Jeff Cowan, Bill Derlago, George Gardner, Jim Hargreaves, John Hughes, Ryan Kesler, Bobby Lalonde, Darren Langdon, Grant Martin, Andrew McBain, Gerry Minor, John Namestnikov, Denis Pederson, Christian Ruuttu, Bobby Schmautz, Dave Scatchard, Jesse Schultz, Alexander Semak, Anatoli Semenov, Ronnie Stern, Steve Tambellini.

21

John Arbour, Magnus Arvedson, Peter Bak-ovic, Dave Balon, Tyler Bouck, Craig Cox, Jere Gillis, John Gould, Doug Halward, Ivan Hlinka, Josh Holden, Dennis Kearns, Zenith Komarniski, Jyrki Lumme, Rob Murphy, Cam Neely, **Mason Raymond**, Doug Smith, Bryan Smolinski, Eugene Sobchuk.

22

Greg C. Adams, Gregg Boddy, Jeff Brown, Craig Cox, Robert Dirk, Jocelyn Guevre-mont, Dan Hodgson, Dave Lowry, Bob Manno, Markus Naslund, Garth Rizzuto, **Daniel Sedin**, Andy Spruce, Tiger Wil-liams, Peter Zezel.

23

Murray Baron, Marc Bergevin, Sean Brown, **Alexander Adler**, Neil Eisenhut, Martin Gelin, Thomas Gradin, Martin Grenier, Murray Hall, Dan Hodgson, Bryan McCabe, Gerry O'Flaherty, Paul Reinhart, Garry Valk, Dan Woodley.

24

Bruce Bullock, Jack Capuano, Matt Cooke, Tony Currie, Dave Dunn, Ed Dyck, **Curt Fraser**, Don Gibson, Randy Gregg, **Darcy Hordichuk**, Tom Kurvers, Doug Lidster, Len Lunde, Bryan McSheffrey, Larry Melnyk, Garry Monahan, Michel Petit, Jiri Slegr, Ralph Stewart, Scott Walker.

25

Kris Beech, Kevin Bieksa, David Bruce, Andrew Cassels, Josh Green, Dan Kesa, Orland Kurtenbach, Nathan Lafayette, Doug Lidster, Mats Lindgren, Al MacAdam, Jim Mair, Kevin McCarthy, Stephane Morin, Michel Ouellet, Matt Pettinger, Jim Sandlak, Steve Staios, Ralph Stewart, Alek Stojanov, Rob Tudor.

26

Bruce Affleck, Jim Agnew, Ken Block, Brandon Convery, George Gardner, Tim Hunter, Bob Hurlburt, Trent Klatt, Don Kozak, Steve McCarthy, Bryan McSheffrey, Gerry Meehan, Lars Molin, Stephane Morin, Bob Murray, Martin Rucinsky, Tommi Santala, Ryan Shannon, Mike Sillinger, Petri Skriko, Ralph Stewart, Steve Stone, Tiger Williams.

27

Shawn Antoski, Todd Bertuzzi, Randy Boyd, Mike Brown, Brandon Convery, Craig Cox, Glen Cochrane, Lee Goren, Brad Isbister, Mikko Jokela, Jerry Korab, Jason Krog, John LeBlanc, Brad Maxwell, Sergio Momesso, Leif Rohlin, Harold Snepsts, Harry York.

28

Luc Bourdon, Mel Bridgman, Wade Brookbank, Rod Buskas, Jerry Butler, Dave Capuano, Mike Christie, Craig Cox, Marc Crawford, Rob Flockhart, Brian Glynn, Larry Goodenough, Bryan Helmer, Joey Kocur, Jean-Marc Lanthier, John LeBlanc, Brian Noonan, Roman Oksiuta, Dan Ratushny, Yannick Tremblay, Rick Vaive, Steve Washburn.

29

Randy Boyd, Jiri Bubla, Glen Cochrane, Patrick Coulombe, Jason Jaffray, Kris Manery, Jack McIlhargey, Gino Odjick, Felix Potvin, Kevin Primeau, Peter Schaefer, Nathan Smith, Daryl Stanley, Herbert Vasiljevs.

30

Martin Brochu, Gary Bromley, Bruce Bullock, Frank Caprice, Jacques Caron, Ed Dyck, Mike Fountain, George Gardner, Jason LaBarbera, Ken Lockett, Cesare Maniago, Dave McLelland, Tyler Moss, Garth Snow, Dunc Wilson.

31

Shawn Antoski, Bruce Bullock, Troy Gamble, John Garrett, Rick Heinz, Corey Hirsch, Manny Legace, Drew MacIntyre, Steve McKichan, Bob Mason, Mika Noronen, Lubomir Vaic, Steve Weeks, Dunc Wilson.

32

Jim Agnew, Peter Bakovic, Robin Bartel, Neil Belland, Tyler Bouck, Marc Chouinard, Craig Cox, Murray Craven, Bruce Holloway, Arturs Irbe, Chris Joseph, Ian Kidd, Dean Malkoc, Brad May, Lawrence Nycholat, Corey Schwab.

33

Marc Crawford, Tim Lenardon, Jay Mazur, Alfie Michaud, Mike Peca, Jim Sandlak, David Saunders, **Henrik Sedin**, Mike Stevens, Steve Weeks.

34

Neil Belland, Jassen Cullimore, Ian Kidd, Brett MacDonald, Rob McVicar, Jeff Rohlicek, Jason Strudwick, Claude Vilgrain.

35

Alex Auld, Richard Brodeur, Bruce Bullock, Ed Dyck, Bob Essensa, Troy Gamble, Curt Ridley, Dany Sabourin, **Cory Schneider**, Kevin Weekes, Steve Weeks, Kay Whitmore.

36

Ryan Bonni, Josh Green, **Jannik Hansen**, Dane Jackson, Chris McAllister.

37

Jim Agnew, Brandon Reid, Jarkko Ruutu, **Rick Rypien**.

38

Jan Bulis, **Pavol Demitra**, Todd Hawkins, Brad Leeb.

39

Enrico Ciccone, Dan Cloutier, Brad Moran, Chris O'Sullivan.

41

Robin Bawa, Prestin Ryan, Curtis Sanford.

42

Josef Beranek, **Kyle Wellwood**.

43

Don Gibson.

44

Dave Babych, Todd Bertuzzi, Rob Murphy.

45

Nathan McIver, Tomas Mojzis.

47

Pat Kavanagh.

48

Cam Brown, Bert Robertsson.

49

Zack FitzGerald, **Alexandre Bolduc**.

50

Mike Brown.

52

Sven Butenschon.

55

Ed Jovanovski, **Shane O'Brien**.

58

Robert Kron.

66

Gino Odjick.

71

Jiri Slegr.

72

Peter Schaefer.

77

Anson Carter.

81

Fedor Fedorov.

89

Alexander Mogilny.

96

Pavel Bure.

2009

1	22	Jordan Schroeder	C	Minnesota
2	53	Anton Rodin	RW	U-20 Sweden
3	83	Kevin Connaughton	D	Michigan
4	113	Jeremy Price	D	Nepean
5	143	Peter Andersson	D	Frolunda Jr.
6	173	Joe Cannata	G	Merrimack College
7	187	Steven Anthony	LW	Saint John

2008

1	10	Cody Hodgson	C	Brampton
2	41	Yann Sauve	D	Saint John
5	131	Prab Rai	RW	Seattle
6	161	Mats Frøshaug	LW	Linköping/Nyköping
7	191	Morgan Clark	G	Red Deer

2007

1	25	Patrick White	C	Tri-City
2	33	Taylor Ellington	D	Everett
5	145	Charles-Antoine Messier	C	Baie-Comeau
5	146	Ilya Kublov	C	CSKA Moscow
6	176	Taylor Matson	F	Des Moines
7	206	Dan Gendur	RW	Everett

2006

1	14	Michael Grabner	RW	Spokane
3	82	Daniel Rahimi	D	Bjorkloven
6	163	Sergei Shirokov	RW	CSKA Moscow
6	167	Juraj Simsek	W	Kloten Jr.
7	197	Evan Fuller	C	Prince George

2005

1	10	Luc Bourdon	D	Val d'Or
2	51	Mason Raymond	LW	Camrose
4	114	Alexandre Vincent	G	Chicoutimi
5	138	Matt Butcher	C	Chilliwack
6	185	Kris Fredheim	D	Notre Dame
7	205	Mario Bliznak	C	Dubnica Jr.

2004

1	26	Cory Schneider	G	Phillips-Andover Academy
3	91	Alexander Edler	D	Jamtland
4	125	Andrew Sarauer	LW	Langley
5	159	Mike Brown	RW	Michigan
6	189	Julien Ellis	G	Shawinigan
8	254	David Schulz	D	Swift Current
9	287	Jannik Hansen	RW	Rodovre

2003

1	23	Ryan Kesler	C	Ohio St.
2	60	Marc-Andre Bernier	RW	Halifax
4	111	Brandon Nolan	C	Oshawa
4	128	Ty Morris	LW	St. Albert
5	160	Nicklas Danielsson	RW	Brynäs
6	190	Chad Brownlee	D	Vernon
7	222	F.P. Guenette	C	Halifax
8	252	Sergei Topol	LW	Omsk
8	254	Nathan McIver	D	St. Michael's
9	285	Matthew Hansen	D	Seattle

2002

2	49	Kiril Koltsov	D	Omsk
2	55	Denis Grot	D	Elektrostal
3	68	Brett Skinner	D	Des Moines
3	83	Lukas Mensator	G	Karlovy Vary
4	114	John Laliberte	RW	New Hampshire

5	151	Rob McVicar	G	Brandon
7	214	Marc-Andre Roy	RW	Baie-Comeau
7	223	Ilya Krikunov	W	Elektrostal
8	247	Matt Violin	G	Lake Superior St.
9	277	Thomas Nussli	RW	Zug
9	278	Matt Gens	D	St. Cloud St.

2001

1	16	R.J. Umberger	C	Ohio St.
3	66	Fedor Fedorov	C	Sudbury
4	114	Evgeny Gladysikh	RW	SK Magnitogorsk
5	151	Kevin Bieksa	D	Bowling Green
7	212	Jason King	RW	Halifax
8	245	Konstantin Mikhailov	C	HK Nizhnekamsk

2000

1	23	Nathan Smith	C	Swift Current
3	71	Thatcher Bell	C	Rimouski
3	93	Tim Branham	D	Barrie
5	144	Pavel Duma	C	Neftchikim
7	208	Brandon Reid	C	Halifax
8	241	Nathan Barrett	C	Lethbridge
9	272	Tim Smith	C	Spokane

1999

1	2	Daniel Sedin	LW	MoDo
1	3	Henrik Sedin	C	MoDo
3	69	Rene Vyderney	D	Bratislava
5	129	Ryan Thorpe	LW	Spokane
6	172	Josh Reed	D	Vernon
7	189	Kevin Swanson	G	Kelowna
8	218	Markus Kankaanperä	D	Jyp HT Jyväskylä
9	271	Darrell Hay	D	Tri-City

1998

1	4	Bryan Allen	D	Oshawa
2	31	Artem Chubarov	C	Dynamo
3	68	Jarkko Ruutu	W	IFK Helsinki
3	81	Justin Morrison	RW	Colorado
4	90	Regan Darby	D	Tri-City
5	136	David Yfelfeld	D	Leksand
5	140	Rick Bertran	D	Kitchener
6	149	Paul Cabana	W	Fort McMurray
7	177	Vince Malts	RW	Hull
8	204	Graig Mischler	C	Northeastern
8	219	Curtis Valentine	LW	Bowling Green
9	232	Jason Metcalfe	D	London

1997

1	10	Brad Ference	D	Spokane
2	34	Ryan Bonni	D	Saskatoon
2	36	Harold Druken	D	Detroit
3	64	Kyle Freadrich	LW	Prince George
4	90	Chris Stanley	C	Belleville
5	114	David Darguzas	C	Edmonton
5	117	Matt Cockell	G	Saskatoon
6	144	Matt Cooke	LW	Windsor
6	148	Larry Shapley	D	Welland
7	171	Rod Leroux	D	Seattle
8	201	Denis Martynyuk	LW	Moscow
9	227	Peter Brady	G	Powell River

ALL-TIME

DRAFT SELECTIONS

1996

1	12	Josh Holden	C	Regina
3	75	Zenith Komarniski	D	Tri-City
4	93	Jonas Soling	LW	Huddinge
5	121	Tyler Prosofsky	C	Kelowna
6	147	Nolan McDonald	G	U. Vermont
7	175	Clint Cabana	D	Medicine Hat
8	201	Jeff Scissons	C	Vernon
9	227	Lubomir Vaic	C	HC Kosice

1995

2	40	Chris McAllister	D	Saskatoon
3	61	Larry Courville	LW	Oshawa
3	66	Peter Schaefer	LW	Brandon
4	92	Lloyd Shaw	D	Seattle
5	120	Todd Norman	LW	Guelph
6	144	Brent Soper	D	Swift Current
7	170	Stewart Bodtker	C	Colorado
8	196	Tyler Willis	RW	Swift Current
9	222	Jason Cugnet	G	Kelowna

1994

1	13	Mattias Ohlund	D	Pitea
2	39	Robb Gordon	C	Powell River
2	42	Dave Scatchard	C	Portland
3	65	Chad Allan	D	Saskatoon
4	92	Mike Dubinsky	RW	Brandon
5	117	Yanick Dube	RW	Laval
7	169	Yuri Kuznetsov	C	Omsk
8	195	Rob Trumbley	RW	Moose Jaw
9	221	Bill Muckalt	RW	Kelowna Jr. A
10	247	Tyson Nash	LW	Kamloops
11	273	Robert Longpre	C	Medicine Hat

1993

1	20	Mike Wilson	D	Sudbury
2	46	Rick Girard	C	Swift Current
4	98	Dieter Kochan	G	Vernon Lakers
5	124	Scott Walker	D	Owen Sound
6	150	Troy Creurer	D	Notre Dame
7	176	Jevgeni Babariko	C	Nizhni Novg.
8	202	Sean Tallaire	RW	Lake Superior St.
10	254	Bert Robertsson	D	Sodertalje
11	280	Sergei Tkachenko	G	Ham. (AHL)

1992

1	21	Libor Polasek	C	TJ Vitkovice
2	40	Mike Peca	C	Ottawa
2	45	Michael Fountain	G	Oshawa
3	69	Jeff Connolly	C	St. Sebastians HS
4	93	Brent Tully	D	Peterborough
5	110	Brian Loney	RW	Ohio St. U.
5	117	Adrian Aucoin	D	Boston U.
6	141	Jason Clark	C/LW	St. Thomas Jr. B
7	165	Scott Hollis	RW	Oshawa Generals
9	213	Sonny Mignacca	G	Medicine Hat
10	237	Mark Wotton	D	Saskatoon
11	261	Aaron Boh	D	Spokane

1991

1	7	Alek Stojanov	RW	Hamilton Dukes
2	29	Jassen Cullimore	D	Peterborough
3	51	Sean Pronger	C	Bowling Green
5	95	Dan Kesa	RW	Prince Albert
6	117	J. Namestnikov	D	Nogorod
7	139	Brent Thurston	LW	Spokane
8	161	Eric Johnson	RW	Armstrong HS
9	183	David Neilson	LW	Prince Albert
10	205	Brad Barton	D	Kitchener
11	227	Jason Fitzsimmons	G	Moose Jaw
12	249	Xavier Majic	C	R.P.I.

1990

1	2	Petr Nedved	C	Seattle
1	18	Shawn Antoski	LW	North Bay
2	23	Jiri Slegr	D	Litvinov
4	65	Darin Bader	LW	Saskatoon
5	86	Gino Odjick	LW	Laval
7	128	Daryl Filipek	D	Ferris State
8	149	Paul O'Hagan	D	Oshawa
9	170	Mark Cipriano	RW	Victoria
10	191	Troy Neumeier	D	Prince Albert
11	212	Tyler Ertel	C	North Bay
12	233	Karri Kivi	D	Ilves

1989

1	8	Jason Herter	D	North Dakota
2	29	Rob Woodward	LW	Deerfield HS
4	71	Brett Hauer	D	Richfield HS
6	113	Pavel Bure	LW	CSKA
7	134	Jim Revenberg	RW	Windsor
8	155	Rob Sangster	LW	Kitchener
9	176	Sandy Moger	RW	Lake Superior St.
10	197	Gus Morschauser	G	Kitchener
11	218	Hayden O'Rear	D	Alaska
12	239	Darcy Cahill	C	Cornwall
12	248	Jan Bergman	D	Sodertalje

1988

1	2	Trevor Linden	RW	Medicine Hat
2	33	Leif Rohlin	D	VIK
3	44	Dane Jackson	D	Vernon Jr. A
6	107	Corrie D'Alessio	G	Cornell U.
6	122	Phil von Stefenelli	D	Boston U.
7	128	Dixon Ward	RW	Red Deer Jr. A
8	149	Greg Geldart	C	St. Albert Jr. A
9	170	Roger Akerstrom	D	Lulea
10	191	Paul Constantin	C	Burlington Jr. B
11	212	Chris Wolanin	D	Illinois-Chicago
12	233	Stefan Nilsson	RW	Troja

1987

2	24	Rob Murphy	C	Laval Titans
3	45	Steve Veilleux	D	Trois Rivières
4	66	Doug Torrel	C	Hibbing HS
5	87	Sean Fabian	D	Hill Murray HS
6	108	Garry Valk	RW	Sherwood Pk. HS
7	129	Todd Fanning	G	Ohio St.
8	150	Viktor Tyumenev	C	Sparta
9	171	Craig Daly	D	New Hampton
10	192	John Fletcher	G	Clarkson College
11	213	Roger Hansson	F	Rogle
12	233	Neil Eisenhut	C	Langley Jr. A
12	234	Matt Ewo	LW	Country Day HSW

1986

1	7	Dan Woodley	C	Portland
3	49	Don Gibson	D	Winkler
4	70	Ronnie Stern	RW	Longueuil
5	91	Eric Murano	C	Calgary Canucks
6	112	Steve Herniman	D	Cornwall
7	133	Jon Helgeson	C	Rosseau HS
8	154	Jeff Noble	C	Kitchener
9	175	Matt Merton	G	Stratford Jr. B
10	196	Marc Lyons	D	Kingston
11	217	Todd Hawkins	RW	Belleville
12	238	Vladimir Krutov	LW	CSKA

1985

1	4	Jim Sandlak	RW	London
2	25	Troy Gamble	G	Medicine Hat
3	46	Shane Doyle	D	Belleville
4	67	Randy Skiska	C/LW	Medicine Hat
5	88	Robert Kron	C	Zetor Brno
6	109	Martin Hrstka	LW	Ingstad Brno
7	130	Brian McFarlane	RW	Seattle
9	172	Curtis Hunt	D	Prince Albert
10	193	Carl Valimont	D	U. of Lowell
11	214	Igor Larionov	C	CSKA
12	235	Darren Taylor	C	Calgary Canucks

1984

1	10	J.J. Daigneault	D	Longueuil
2	31	Jeff Rohlicek	C	Portland
3	52	David Saunders	LW	St. Lawrence U.
3	55	Landis Chaulk	LW	Calgary Wrg.
3	58	Mike Stevens	LW	Kitchener
4	73	Brian Bertuzzi	C	Kamloops Oilers
5	94	Brett MacDonald	D	North Bay
6	115	Jeff Korchinski	D	Clarkson College
7	136	Blaine Chrest	C	Portland
8	157	Jim Agnew	D	Brandon
9	178	Rex Grant	G	Kamloops Oilers
10	198	Ed Lowney	RW	Boston U.
11	219	Doug Clarke	D	Colorado College
12	239	Ed Kister	D	London

1983

1	9	Cam Neely	RW	Portland
2	30	David Bruce	RW	Kitchener
3	50	Scott Tottle	RW	Peterborough
4	70	Tim Lorenz	LW	Portland
5	90	Doug Quinn	D	Nanaimo Is.
6	110	Dave Lowry	LW	London
7	130	Terry Maki	LW	Brantford
8	150	John Labatt	C	Minnetonka HS
9	170	Allan Measures	D	Calgary Wrg.
10	190	Roger Grillo	D	U. of Maine
11	210	Steve Kayser	D	U. of Vermont
12	230	Jay Mazur	RW	Breck HS

1982

1	11	Michel Petit	D	Sherbrooke
3	53	Yves Lapointe	LW	Shawinigan
4	71	Shawn Kilroy	G	Peterborough
6	116	Taylor Hall	LW	Regina Pats
7	137	Parie Proft	D	Calgary Wrg.
8	158	Newell Brown	C	Michigan State
9	179	Don McLaren	RW	Ottawa 67's
10	200	Al Raymond	LW	Niagara Falls
11	221	Steve Driscoll	LW	Cornwall
12	242	Shawn Green	RW	Victoria

1981

1	10	Garth Butcher	D	Regina
3	52	Jean-Marc Lanthier	RW	Sorel BlackHawk
4	73	Wendell Young	G	Kitchener
5	105	Moe Lemay	LW	Ottawa
6	115	Stu Kulak	RW	Victoria
7	136	Bruce Holloway	D	Regina
8	157	Petri Skriko	LW	Saipa
9	178	Frank Caprice	G	London
10	199	Rejean Vignola	C	Shawinigan

1980

1	7	Rick Lanz	D	Oshawa
3	49	Andy Schliebener	D	Peterborough
4	70	Marc Crawford	LW	Cornwall Royals
5	91	Darrell May	G	Portland
6	112	Ken Berry	LW	Canadian Oly.
7	133	Doug Lidster	D	Colorado College
8	154	John O'Connor	D	U. of Vermont
9	175	Patrik Sundstrom	C	Bjorkloven
10	196	Grant Martin	C	Kitchener

1979

1	5	Rick Vaive	RW	Sherbrooke
2	26	Brent Ashton	LW	Saskatoon
3	47	Ken Ellacott	LW	Peterborough
4	68	Arthur Rutland	C	Sault St. Marie
5	89	Dirk Graham	RW	Regina Pats
6	110	Shane Swan	D	Sudbury Wolves

1978

1	4	Bill Derlago	C	Brandon
2	22	Curt Fraser	LW	Victoria
3	40	Stan Smyl	RW	New Westminster
4	56	Harald Luckner	C	Farjestads
4	57	Brad Smith	RW	Sudbury
6	90	Gerry Minor	C	Regina
7	107	Dave Ross	C	Portland
8	124	Steve O'Neill	LW	Providence
9	141	Charlie Antetomaso	D	Boston College
10	158	Richards Martens	G	New Westminster

1977

1	4	Jere Gillis	LW	Sherbrooke
2	22	Jeff Bandura	D	Portland
3	40	Glen Hanlon	G	Brandon
4	56	Dave Morrow	D	Calgary
4	58	Murray Bannerman	G	Victoria
5	76	Steve Hazlett	LW	St. Catherine's
6	94	Brian Drumm	LW	Peterborough
7	112	Ray Creasey	C	New Westminster

1976

2	26	Bob Manno	D	St. Catherine's
3	44	Rob Flockhart	LW	Kamloops Chiefs
4	62	Elmer Ray	LW	Calgary
5	80	Dick Durston	LW	Victoria
6	98	Rob Tudor	RW	Regina
7	114	Brad Rhiness	C	Kingston
8	122	Stu Ostlund	C	Michigan Tech

1975

1	10	Rick Blight	RW	Brandon
2	28	Brad Gassoff	LW	Kamloops Chiefs
3	46	Norm Lapointe	G	Trois-Rivieres
4	64	Glen Richardson	LW	Hamilton Fincups
5	82	Doug Murray	LW	Brandon
6	100	Bob Watson	RW	Flin Flon Bombers
7	118	Brian Shmyr	C	New Westminster
8	136	Allan Fleck	LW	New Westminster
9	152	Bob McNiece	D	New Westminster
11	182	Sid Veysey	C	Sherbrooke

1974

2	23	Ron Sedlbauer	LW	Kitchener
3	41	John Hughes	D	Toronto Marl.
4	59	Harold Snepsts	D	Edmonton
5	77	Mike Rogers	C	Calgary
6	95	Andy Spruce	LW	London
7	113	Jim Clarke	D	Toronto Marl.
8	130	Robbie Watt	LW	Flin Flon Bombers
9	147	Marc Gaudreault	D	Lake Superior St.

1973

1	3	D. Ververgeart	RW	London Knights
1	9	Bob Dailey	D	Toronto Marl.
2	19	Paulin Bordeleau	RW	Toronto Marl.
3	35	Paul Sheard	RW	Ottawa
4	51	Keith Mackie	D	Edmonton
5	67	Paul O'Neill	C	Boston U.
6	83	Jim Cowell	C	Ottawa
7	99	Clay Heberton	G	Portland
8	115	John Senkpiel	LW	Vancouver Nats
9	131	Peter Folco	D	Quebec
10	147	Terry McDougall	C	Swift Current

1972

1	3	Don Lever	LW	Niagara Falls
2	19	Bryan McSheffrey	RW	Ottawa
3	35	Paul Raymer	LW	Peterborough
4	51	Ron Homenuke	RW	Calgary
5	67	Larry Bolonchuk	D	Winnipeg Jets
6	83	Dave McLelland	G	Brandon
7	99	Dan Gloor	C	Peterborough
8	115	Dennis McCord	D	London
9	131	Steve Stone	RW	Niagara Falls

1971

1	3	J. Guevremont	D	Montreal Jr.
2	17	Bobby Lalonde	C	Montreal Jr.
3	39	Richard Lemieux	C	Montreal Jr.
5	59	Mike McNiven	D	Halifax Atlantics
6	73	Tom Steeves	RW	Prince Edward Isl.
7	87	Bill Green	D	Notre Dame Univ.
8	101	Norm Cherry	F	U. of Wisconsin
8	102	Bob Murphy	F	Cornwall Royals

1970

1	2	Dale Tallon	D	Toronto Marl.
2	16	Jim Hargreaves	D	Winnipeg Jets
3	30	Ed Dyck	G	Calgary
4	44	Brent Taylor	F	Estevan Bruins
5	58	Bill McFadden	F	Swift Current
6	72	Dave Gilmour	LW	London

SUPPLEMENTAL DRAFT

1986	12	David Gourtie	D	U. of Denver
1987	3	Steve Johnson	RW	North Dakota
1988	2	Andy Gribble	RW	Bowling Green
	7	Steve McKichan	G	Miami of Ohio
1989	12	Jeff Napierala	RW	Lake Superior St.
1990	2	Paul Dukovac	D	Cornell U.
	7	N. Krumpeschmid	C	Ferris St.
1991	-	Scott Meehan	D	U. of Lowell

JUNE 10, 1970

John Arbour from Pittsburgh for cash.

DECEMBER 3, 1970

John Arbour to St. Louis for cash.

MAY 25, 1971

Greg Boddy from Montreal for cash and a 3rd round draft pick (Jim Cahoon) in 1971.

JUNE 8, 1971

Gary Bredin and John Cuniff from Detroit for Irv Spencer and Bob Dillabough.

SEPTEMBER 14, 1971

Rey Comeau from Montreal for cash.

NOVEMBER 16, 1971

Ron Stewart, Wayne Connelly and Dave Balon from NY Rangers for Gary Doak and Jim Wiste.

NOVEMBER 21, 1971

Bob Cook to Detroit for cash.

MARCH 5, 1972

Ron Stewart to NY Rangers for cash.

MARCH 6, 1972

Jim Niekamp from Detroit for Ralph Stewart.

MAY 14, 1973

Gary Smith and Jerry Korab from Chicago for Dale Talon.

MAY 29, 1973

Larry McIntyre and Murray Heatley from Toronto for Dunc Wilson.

DECEMBER 10, 1973

Mike Lampman from St. Louis for John Wright.

DECEMBER 27, 1973

John Gould and Tracy Pratt from Buffalo for Jerry Korab.

FEBRUARY 7, 1974

Chris Oddleifson, Fred O'Donnell and Mike Walton from Boston for Bobby Schmutz.

SEPTEMBER 15, 1974

Jacques Caron traded to Buffalo for future considerations.

OCTOBER 4, 1974

Leon Rochefort from Atlanta for cash.

OCTOBER 14, 1974

Gerry Meehan and Mike Robitaille from Buffalo for Jocelyn Guevremont and Bryan McSheffrey.

OCTOBER 16, 1974

Garry Monahan and John Grisdale from Toronto for Dave Dunn.

NOVEMBER 4, 1974

Ab Demarco from Pittsburgh for Barry Wilkins.

MARCH 9, 1975

Bob Murray from Atlanta for Gerry Meehan.

JANUARY 14, 1976

Ab Demarco to Los Angeles for a 2nd round draft pick (Brian Hill) in 1977.

JANUARY 20, 1976

Curt Ridley from Atlanta for 1st round pick (Dave Shand) in 1976.

AUGUST 23, 1976

Cesare Maniago from Minnesota for Gary Smith.

SEPTEMBER 4, 1976

Tracy Pratt to Colorado for cash.

OCTOBER 6, 1976

Ralph Stewart and Dave Fortier from NY Islanders for cash.

DECEMBER 2, 1976

Hilliard Graves and Larry Carriere from Atlanta for John Gould and a 2nd round draft pick (Brian Hill) in 1977.

JANUARY 20, 1977

Larry Goodenough and Jack McIlhargey from Philadelphia for Bob Dailey.

FEBRUARY 18, 1977

Derek Sanderson from St. Louis for cash.

NOVEMBER 4, 1977

Pit Martin from Chicago for future considerations (Murray Bannerman).

NOVEMBER 21, 1977

Sheldon Kannegiesser from Los Angeles for Larry Carriere.

JANUARY 29, 1978

Claire Alexander from Toronto for cash.

JUNE 12, 1978

Mike Walton to St. Louis for a 4th round draft pick (Harald Luckner) in 1978.

JUNE 14, 1978

Rights to Thomas Gradin from Chicago for 2nd round draft pick (Steve Ludzik) in 1980.

SEPTEMBER 13, 1978

Garry Monahan to Toronto for cash.

OCTOBER 1, 1978

Ralph Stewart to NY Islanders for cash.

NOVEMBER 17, 1978

Dunc Wilson from Pittsburgh for cash.

DECEMBER 31, 1978

Kevin McCarthy and Drew Callander from Philadelphia for Dennis Ververgaert. Don Kozak from Los Angeles for Randy Holt.

JULY 19, 1979

Chuck Amason from Minnesota for future considerations/cash.

NOVEMBER 6, 1979

Bruce Affleck and Gord Buynak from St. Louis for cash.

DECEMBER 10, 1979

Per-Olov Brasar from Minnesota for a 2nd round draft pick (Mike Sands) in 1981.

DECEMBER 21, 1979

Harold Phillippoff and Dave Logan from Chicago for Ron Sedlbauer.

JANUARY 2, 1980

Jack McIlhargey to Philadelphia for cash and future considerations.

JANUARY 4, 1980

Kris Manery from Minnesota for a 2nd round draft pick (then traded to Montreal-Kent Carlson) in 1982.

FEBRUARY 8, 1980

Darcy Rota and Ivan Boldirev from Atlanta for Don Lever and Brad Smith.

FEBRUARY 10, 1980

Curt Ridley to Toronto for cash.

FEBRUARY 18, 1980

Dave Williams and Jerry Butler from Toronto for Rick Vaive and Bill Delrago.

FEBRUARY 28, 1980

Bruce Affleck and Gord Buynak to St. Louis for cash.

OCTOBER 6, 1980

Richard Brodeur from NY Islanders for switch of 1981 5th round draft picks (Vancouver chose Moe Lemay; NY selected Jacques Sylvestre).

NOVEMBER 11, 1980

Mario Marois and Jim Mayer from NY Rangers for Jere Gillis and Jeff Bandura.

DECEMBER 8, 1980

Mike Christie from Colorado for cash.

MARCH 8, 1981

Doug Halward from Los Angeles for Gary Bromley and a 1982 5th round draft pick (Ulf Isaksson).

MARCH 10, 1981

Garry Lariviere from Quebec for Mario Marois, Garry Lariviere and Ken Berry to Edmonton for Blair MacDonald and rights to Lars Gunnar Petersson.

JULY 15, 1981

Brent Ashton and 1982 4th round draft pick (Tom Martin) to Winnipeg as compensation for signing Ivan Hlinka and Jiri Bubla.

MARCH 9, 1982

Tony Currie, Jim Nill, Rick Heinz and a 4th round draft pick in 1982 (Shawn Kilroy) from St. Louis for Glen Hanlon.

JUNE 3, 1982

Rick Heinz to St. Louis for cash.

JANUARY 6, 1983

Tony Tanti from Chicago for Curt Fraser.

JANUARY 17, 1983

Mark Kirton from Detroit for Ivan Boldirev.

FEBRUARY 4, 1983

John Garrett from Quebec for Anders Eldebrink.

OCTOBER 20, 1983

Lars Lindgren to Minnesota for a 4th round draft pick (Landsis Chauly) in 1984.

JANUARY 26, 1984

David McLay from Pittsburgh for Kevin McCarthy.

FEBRUARY 3, 1984

Peter McNab from Boston for Jim Nill.

JUNE 21, 1984

Al MacAdam from Minnesota for Harold Snepsts.

AUGUST 8, 1984

Rob McClanahan from Detroit for Dave Williams.

MARCH 12, 1985

Glen Cochrane from Philadelphia for 3rd round draft pick (Don Gibson) in 1986.

JUNE 6, 1986

Barry Pederson from Boston for Cam Neely and a 1987 1st round draft pick (Glen Wesley).

JUNE 6, 1986

Dave Richter and Rich Sutter from Philadelphia for J.J. Daigneault.

OCTOBER 2, 1986

Brad Maxwell from Toronto for 5th round draft pick (Leonard Esau) in 1988.

NOVEMBER 21, 1986

Doug Halward to Detroit for a 6th round draft pick (Phil von Stefenelli) in 1988.

DECEMBER 11, 1986

Stu Kulak to Edmonton for cash.

DECEMBER 12, 1986

Dan Hodgson and Jim Benning from Toronto for Rick Lanz.

MARCH 10, 1987

Raimo Summanen from Edmonton for Moe Lemay.

JUNE 1, 1987

Shane Doyle to New Jersey for a 12th round draft pick (Neil Eisenhut) in 1987.

AUGUST 27, 1987

Darren Jensen and Daryl Stanley from Philadelphia for Wendell Young and a 3rd round draft choice (Kimb Daniels) in the 1990 Draft.

SEPTEMBER 15, 1987

Kirk McLean and Greg Adams from New Jersey for Patrik Sundstrom, a 4th round draft pick in 1988 (Matt Ruchty) and a switch of 2nd round drafts in 1988. (Vancouver selected Leif Rohlin; New Jersey picked Jeff Christian).

OCTOBER 6, 1987

Mike Stevens to Boston for cash.

NOVEMBER 4, 1987

Larry Melnyk and Willie Huber from NY Rangers for Michel Petit.

MARCH 1, 1988

Paul Lawless and a 5th round draft pick (Peter White) from Philadelphia for Willie Huber.

MARCH 6, 1988

Brian Bradley, Kevan Guy and Peter Bakovic from Calgary for Craig Coxie.

MARCH 8, 1988

Steve Weeks from Hartford for Richard Brodeur.

SEPTEMBER 6, 1988

Paul Reinhart and Steve Bozek from Calgary for a 3rd round draft pick (Veli-Pekka Kautonen) in the 1989 NHL Entry Draft.

SEPTEMBER 7, 1988

Robert Nordmark and a 2nd round draft pick (Craig Darby) from St. Louis for Dave Richter.

SEPTEMBER 29, 1988

Ernie Vargas from St. Louis for Dave Lowry.

JANUARY 9, 1989

Jamie Husgen from Winnipeg for Robin Bartel.

JANUARY 25, 1989

Jose Charbonneau from Montreal for Dan Woodley.

FEBRUARY 26, 1989

Peter DeBoer from Toronto for Paul Lawless.

MARCH 7, 1989

Doug Smith and Greg C. Adams from Edmonton for John LeBlanc and a 5th round draft pick (Peter White) in 1989. Tim Lenardon from New Jersey for Claude Vilgrain.

JUNE 17, 1989

Frank Caprice to Boston for 12th round draft pick (Jan Bergman) in 1989.

OCTOBER 24, 1989

Rod Buskas from Pittsburgh for 6th round draft pick (Ian Moran) in 1990.

JANUARY 8, 1990

Dan Quinn, Andrew McBain, and Dave Capuano from Pittsburgh for Tony Tanti, Barry Pederson and Rod Buskas.

FEBRUARY 26, 1990

Doug Smith to Pittsburgh for cash.

MARCH 6, 1990

Adrien Plavsic, a 1st round draft pick in 1990 (Shawn Antoski), and a 2nd round draft pick in 1991 (Craig Darby) from St. Louis for Rich Sutter, Harold Snepsts and a 2nd round draft pick (Craig Johnson) in 1990. Jyrki Lumme from Montreal for a 2nd round draft pick (Craig Darby) in 1991. Jack Capuano from NY Islanders for Jeff Rohlicek.

SEPTEMBER 7, 1990

Dave Mackey from Minnesota for future considerations.

JANUARY 12, 1991

Gerald Diduck from Montreal for a 4th round draft pick (Vladimir Vujtek) in 1991.

JANUARY 13, 1991

Tom Kurvers from Toronto for Brian Bradley.

JANUARY 16, 1991

Petri Skriko to Boston for a 2nd round draft pick (Mike Peca) in 1992.

JANUARY 22, 1991

Brian Blad from Toronto to Todd Hawkins.

MARCH 5, 1991

Cliff Ronning, Sergio Momesso, Geoff Courtnall, Robert Dirk and a 5th round draft pick (Brian Loney) in 1992 from St. Louis for Garth Butcher and Dan Quinn. Dana Murzyn from Calgary for Ron Stern and Kevan Guy. Steve Weeks to Buffalo for cash.

JUNE 22, 1991

Dave Babych from Minnesota to Tom Kurvers.

JULY 31, 1991

Robin Bawa from Washington for cash.

DECEMBER 18, 1991

Tom Fergus from Toronto for cash.

MARCH 9, 1992

Ken Hammond from San Jose for an 8th round draft pick (C.J. Denomme) in 1992.

OCTOBER 1, 1992

Kay Whitmore from Hartford for Corrie D'Alessio and a 5th round draft pick in 1993.

NOVEMBER 3, 1992

Anatoli Semenov from Tampa Bay for Dave Capuano and a 4th round draft pick (later traded to N.J. then to Calgary – Ryan Duthie) in 1994.

DECEMBER 15, 1992

Rick Lessard from San Jose for Robin Bawa.

JANUARY 29, 1993

Tim Taylor from Washington for Eric Murano.

MARCH 22, 1993

Murray Craven and a return of 1993 5th round draft pick (Scott Walker) from Hartford for Robert Kron, Jim Sandlak and a 3rd round draft pick (Marek Malik) in 1993. Dan Ratushny from Winnipeg for a 9th round draft pick (Harjis Vitolinsh) in 1993.

JUNE 23, 1993

John Vanbiesbrouck from NY Rangers for Doug Lidster.

JANUARY 8, 1994

Jimmy Carson from Los Angeles for Dixon Ward and a conditional pick in the 1995 NHL Entry Draft.

MARCH 14, 1994

Craig Janney and a 2nd round pick (Dave Scatchard) in the 1994 NHL Entry Draft from St. Louis as compensation for the signing of free agent Petr Nedved.

MARCH 21, 1994

Jeff Brown, Bret Hedican and Nathan LaFayette from St. Louis for Craig Janney. A 4th round draft pick (Mike Dubinsky) in 1994 from Chicago for Robert Dirk.

JUNE 29, 1994

Artur Oktyabrev from Winnipeg for a 6th round draft pick (Steve Vezina) in 1994.

FEBRUARY 15, 1995

Josef Beranek acquired from the Philadelphia Flyers in exchange for Shawn Antoski.

MARCH 10, 1995

Christian Ruutu acquired from Chicago in exchange for Murray Craven.

MARCH 22, 1995

Adrien Plavsic to Tampa Bay in exchange for a 5th round draft pick (David Darguzas) in the 1997 NHL Entry Draft.

APRIL 7, 1995

Russ Courtnall acquired from Dallas in exchange for Greg Adams, Dan Kesa and a 5th round draft pick (later traded to LA – Jason Morgan) in 1995.

APRIL 7, 1995

Corey Hirsch acquired from New York Rangers in exchange for Nathan LaFayette.

APRIL 7, 1995

Roman Oksiuta acquired from Edmonton in exchange for Jiri Slegr.

APRIL 7, 1995

Bogdan Savenko acquired from Chicago Blackhawks in exchange for Gerald Diduck.

JULY 8, 1995

Alexander Mogilny acquired from the Buffalo Sabres in exchange for Mike Peca, Mike Wilson and 1st round pick in the 1995 NHL Entry Draft (Jay McKee).

JULY 8, 1995

Mike Ridley acquired from the Toronto Maple Leafs in exchange for Sergio Momesso.

AUGUST 24, 1995

7th round pick (Larry Shapley) in the 1997 NHL Entry Draft acquired from Edmonton for Brett Hauer.

NOVEMBER 23, 1995

Esa Tikkanen acquired from New Jersey Devils in exchange for a 2nd round draft choice (Wesley Mason) in 1996 NHL Entry Draft.

DECEMBER 19, 1995

Frantisek Kucera, Jim Dowd and a 2nd round pick (Ryan Bonni) in the 1997 NHL Entry Draft acquired from Hartford in

exchange for Jeff Brown and a 3rd round draft pick (later traded to Calgary – Paul Manning) in the 1998 NHL Entry Draft.

MARCH 15, 1996

Mike Sillinger acquired from Anaheim in exchange for Roman Oksiuta.

MARCH 20, 1996

Jesse Belanger acquired from Florida in exchange for future considerations (3rd round draft pick in 1996–Oleg Kvasha). Markus Naslund from Pittsburgh in exchange for Alek Stojanov. Joe Kocur acquired from NY Rangers in exchange for Kay Whitmore.

NOVEMBER 13, 1996

Donald Brashear acquired from Montreal in exchange for Jassen Cullimore.

MARCH 8, 1997

Sergei Nemchinov and Brian Noonan from New York Rangers for Esa Tikkanen and Russ Courtnall.

MARCH 20, 1997

Josef Beranek to Pittsburgh for future considerations. Frantisek Kucera to Philadelphia for future considerations.

JANUARY 2, 1998

Sean Burke, Geoff Sanderson and Enrico Ciccone from Carolina for Martin Gelinas and Kirk McLean.

FEBRUARY 4, 1998

Conditional 6th round draft pick (traded back to Philadelphia on March 24) in 1998 from Philadelphia for Mike Sillinger.

FEBRUARY 4, 1998

Brad May and a 3rd round draft pick in 1999 from Buffalo for Geoff Sanderson.

FEBRUARY 5, 1998

Peter Zedel from New Jersey for a 5th round draft pick (Anton But) in 1998.

FEBRUARY 6, 1998

Bryan McCabe, Todd Bertuzzi and a 3rd round draft choice in 1998 (Jarkko Ruutu) from NY Islanders for Trevor Linden.

MARCH 3, 1998

8th round draft pick in 1998 (Graig Mischler) from Boston for Grant Leydard.

MARCH 4, 1998

Garth Snow from Philadelphia for Sean Burke.

MARCH 7, 1998

Brandon Convery from Toronto for Lonny Bohonos.

MARCH 14, 1998

Jamie Huscroft from Tampa Bay for Enrico Ciccone.

MARCH 23, 1998

Jason Strudwick from NY Islanders for Gino Odjick.

MARCH 24, 1998

A 3rd round draft pick in 1998 (Justin Morrison) from Philadelphia for Dave Babych and a 6th round choice in 1998.

OCTOBER 19, 1998

Trent Klatt from Philadelphia for a 6th round draft pick in 2000.

JANUARY 17, 1999

Ed Jovanovski, Dave Gagner, and the rights to Kevin Weekes and Mike Brown along with a 1st round draft pick in either 1999 or 2000 from Florida in exchange for Pavel Bure, Bret Hedican and the rights to Brad Ference along with a 3rd round draft pick (in the year that Florida exercises its option to convey the 1st round pick).

MARCH 8, 1999

Future considerations from Phoenix for Jamie Huscroft.

MARCH 23, 1999

Future considerations from Anaheim for Peter Zezel (Nullified March 24, 1999).

JUNE 1, 1999

Pat Kavanagh from Philadelphia for a 6th round pick in the 1999 NHL Entry Draft.

JUNE 26, 1999

Canucks acquire the 4th overall selection in the 1999 NHL Entry Draft from Chicago in exchange for Bryan McCabe and Vancouver's 1st round choice in the 2000 or 2001 NHL Entry Draft.

JUNE 26, 1999

Canucks acquire the 1st overall selection in the 1999 NHL Entry Draft from Tampa Bay in exchange for the 4th overall selection in the 1999 Entry Draft (previously acquired from Chicago) and two 3rd round picks in the 1999 NHL Entry Draft (No. 75, which was compensatory, and No. 88, previously acquired from Buffalo).

JUNE 26, 1999

Canucks acquire the 2nd overall pick in the 1999 NHL Entry Draft (Daniel Sedin) and a 3rd round conditional draft pick in 2000 from Atlanta in exchange for the number one overall selection in the 1999 NHL Entry Draft (previously acquired from Tampa).

JUNE 26, 1999

Canucks acquire San Jose's 6th round pick in the 1999 NHL Entry Draft (Josh Reed) from the Sharks in exchange for Vancouver's 6th round selection in 2001.

OCTOBER 28, 1999

Canucks acquire Corey Schwab from the Atlanta Thrashers in exchange for a conditional draft pick in the 2000 NHL Entry Draft.

DECEMBER 19, 1999

Canucks acquire Felix Potvin and a 2nd and 3rd round pick in the 2000 NHL Entry Draft from the NY Islanders, in exchange for Bill Muckalt, Dave Scatchard and Kevin Weekes.

JANUARY 14, 2000

Canucks acquire Vadim Sharifijanov from New Jersey, in exchange for a 2nd round pick in the 2000 NHL Entry Draft. The deal also includes the two teams exchanging 3rd round selections in the 2000 NHL Entry Draft.

MARCH 14, 2000

Canucks acquire Brendan Morrison and Denis Pederson from New Jersey, in exchange for Alexander Mogilny.

JUNE 24, 2000

Canucks acquire a Conditional Draft Pick in 2001 from Phoenix in exchange for Brad May.

JUNE 24, 2000

Canucks trade their 2nd round pick in the 2000 NHL Entry Draft to Atlanta for their 2nd round pick in 2001. Also part of the deal sees the two teams swap 3rd round picks in the 2001 NHL Entry Draft.

DECEMBER 28, 2000

Canucks acquire Mike Stapleton from the NY Islanders, in exchange for their ninth round pick in the 2001 NHL Entry Draft.

FEBRUARY 7, 2001

Canucks acquire Dan Cloutier from Tampa Bay, in exchange for Adrian Aucoin and a 2nd round pick in the 2001 NHL Entry Draft.

FEBRUARY 15, 2001

Future considerations (2002 3rd round draft pick – Lukas Mensator) from Los Angeles Kings for Felix Potvin.

MARCH 9, 2001

Canucks acquire Drake Berehowsky from the Nashville Predators, in exchange for a 2001 (Atlanta's) 2nd round pick.

NOVEMBER 10, 2001

Canucks acquire Trevor Linden and a 2nd round pick in the 2002 or 2003 NHL Entry Draft, in exchange for Vancouver's 1st round pick in 2002 and 3rd round pick in 2003.

DECEMBER 17, 2001

Canucks acquire Jan Hlavac and a 3rd round draft pick in the 2002 NHL Entry Draft from Philadelphia, in exchange for Donald Brashear and a 6th round draft pick in 2002.

DECEMBER 28, 2001

Canucks acquire Tyler Bouck, Trevor Letowski, Todd Warriner and a 3rd round draft choice in 2003 from Phoenix, in exchange for Drake Berehowsky and Denis Pederson.

JUNE 23, 2002

Canucks acquire Jeff Farkas from Toronto in exchange for Josh Holden.

JUNE 26, 2002

Canucks acquire future considerations from Toronto in exchange for Ryan Bonni.

SEPTEMBER 4, 2002

Canucks acquire Tomas Mojzis from Toronto in exchange for Brad Leeb.

SEPTEMBER 21, 2002

Canucks acquire Sami Salo from Ottawa in exchange for Peter Schaefer.

NOVEMBER 1, 2002

Canucks acquire Darren Langdon and Malik Malik from Carolina in exchange for Harold Druken and Jan Hlavac.

JANUARY 20, 2003

Canucks acquire Chris Herperger and Chris Nielson from Atlanta in exchange for Jeff Farkas.

JANUARY 24, 2003

Canucks acquire Mikko Jokela from New Jersey in exchange for Steve Kariya.

FEBRUARY 5, 2003

Canucks acquire future considerations from Philadelphia in exchange for Todd Warriner.

MARCH 11, 2003

Canucks acquire Brad May from Phoenix in exchange for future considerations.

JULY 25, 2003

Canucks acquire Martin Grenier from Phoenix in exchange for Bryan Helmer.

AUGUST 25, 2003

Canucks acquire Johan Hedberg from Pittsburgh in exchange for a 2nd round draft pick in 2004.

OCTOBER 30, 2003

Canucks acquire Sean Pronger from Columbus in exchange for Zenith Komarniski.

DECEMBER 17, 2003

Canucks acquire Wade Brookbank from Nashville in exchange for future considerations.

JANUARY 17, 2004

Canucks trade Jiri Slegr to Boston for future considerations.

FEBRUARY 16, 2004

Canucks acquire Peter Sarno from Edmonton in exchange for Tyler Moss.

MARCH 9, 2004

Canucks acquire Martin Rucinsky from the NY Rangers in exchange for Martin Grenier and R.J. Umberger.

MARCH 9, 2004

Canucks acquire Marc Bergevin from Pittsburgh in exchange for a 7th round pick in the 2004 NHL Entry Draft.

MARCH 9, 2004

Canucks acquire Geoff Sanderson from Columbus in exchange for a 3rd round pick in the 2004 Entry Draft.

MARCH 9, 2004

Canucks acquire Sergei Varlamov from St. Louis in exchange for Ryan Ready.

MARCH 9, 2004

Canucks acquire Sylvain Blouin from Montreal in exchange for Rene Vydereny.

JUNE 26, 2004

Canucks acquire Dallas' 3rd round selection in the 2004 NHL Entry Draft and a pick for a 3rd round draft pick in 2005.

AUGUST 3, 2005

Canucks trade Brent Sopel to NY Islanders in exchange for a conditional pick in the 2006 NHL Entry Draft (3rd round).

AUGUST 22, 2005

Canucks acquire Steve McCarthy from Chicago in exchange for a 3rd round pick in the 2007 NHL Entry Draft.

SEPTEMBER 9, 2005

Canucks acquire Craig Darby from Tampa Bay in exchange for future considerations.

OCTOBER 7, 2005

Canucks acquire Jozef Balej and a conditional pick in the 2006 NHL Entry Draft from the NY Rangers in exchange for Fedor Fedorov.

DECEMBER 2, 2005

Canucks acquire Maxime Ouellet from Washington in exchange for a 5th round pick in the 2006 NHL Entry Draft.

MARCH 9, 2006

Canucks acquire Mika Noronen from Buffalo in exchange for a 2nd round pick in the 2006 NHL Entry Draft.

MARCH 9, 2006

Canucks acquire Sean Brown from New Jersey in exchange for a 4th round pick in the 2006 NHL Entry Draft.

MARCH 9, 2006

Canucks acquire Eric Weinrich from St. Louis in exchange for Tomas Mojzis and a 3rd round pick in the 2006 NHL Entry Draft.

MARCH 9, 2006

Canucks acquire Keith Carney and Juha Alen from Anaheim in exchange for Brett Skinner and a 2nd round pick in the 2006 NHL Entry Draft.

MARCH 9, 2006

Canucks acquire a 4th round pick in the 2007 NHL Entry Draft from Atlanta in exchange for Steve McCarthy.

JUNE 23, 2006

Canucks acquire Roberto Luongo, Lukas Krajcek and a 6th round pick in the 2006 NHL Entry Draft from Florida in exchange for Bryan Allen, Alex Auld and Todd Bertuzzi.

JULY 5, 2006

Canucks acquire a 2nd round pick in the 2007 NHL Entry Draft and a pick (TBD) in 2009 from Los Angeles in exchange for Dan Cloutier.

JULY 14, 2006

Canucks acquire Taylor Pyatt from Buffalo in exchange for a 4th round pick in the 2007 NHL Entry Draft.

JANUARY 24, 2007

Canucks acquire Colby Genoway from Anaheim in exchange for Joe Rullier.

FEBRUARY 26, 2007

Canucks acquire Brent Sopel from LA Kings in exchange for a 2nd round pick in 2007 or 2008 and a 4th round pick in the 2008 NHL Entry Draft.

FEBRUARY 26, 2007

Canucks acquire Bryan Smolinski from the Chicago Blackhawks in exchange for a 2nd round pick in the 2007 NHL Entry Draft.

JUNE 23, 2007

Canucks acquire Ryan Shannon and a conditional pick from Anaheim in exchange for Jason King and a conditional pick.

JUNE 23, 2007

Canucks acquire Jimmy Sharrow from Atlanta in exchange for Jesse Schultz.

AUGUST 1, 2007

Canucks acquire Zack FitzGerald from St. Louis in exchange for F.P. Guenet.

FEBRUARY 26, 2008

Canucks acquire Matt Pettinger from Washington in exchange for Matt Cooke.

JULY 4, 2008

Canucks acquire Steve Bernier from Buffalo in exchange for a 2nd round pick in 2010 and a 3rd round pick in the 2009 NHL Entry Draft.

SEPTEMBER 2, 2008

Canucks acquire Lawrence Nycholat from Ottawa in exchange for Ryan Shannon.

OCTOBER 6, 2008

Canucks acquire Shane O'Brien and Michel Ouellet from the Tampa Bay Lightning in exchange for Lukas Krajcek and Juraj Simsek.

DECEMBER 9, 2008

Canucks trade James Sharrow to the Chicago Blackhawks in exchange for a conditional draft pick in 2009.

DECEMBER 30, 2008

Canucks acquire Jason LaBarbera from the Los Angeles Kings in exchange for a 7th round draft pick in 2009.

FEBRUARY 4, 2009

Canucks acquire Nathan McIver from the Anaheim Ducks in exchange for Mike Brown.

AUGUST 28, 2009

Canucks acquire Christian Ehrhoff and Brad Lukowich from the San Jose Sharks in exchange for Daniel Rahimi and Patrick White.

JANUARY

JANUARY 4

1984: Thomas Gradin earns his 408th career point, moving past Don Lever as the Canucks' all-time scoring leader. Vancouver and Los Angeles play to a 3-3 tie.

JANUARY 5

1993: Pavel Bure receives 246,447 fan votes, becoming the first Canuck player to be voted to play in the NHL All-Star game.

2006: The Vancouver Canucks were awarded two penalty shots in a single period for the second time in franchise history. Alexandre Burrows was unsuccessful at 0:34 and Jarkko Ruutu scored at 17:58 of the third period at Chicago.

JANUARY 8

2003: Canucks Head Coach Marc Crawford earns the right to coach the Western Conference All-Star Team at the 53rd NHL All-Star Game, becoming the first Canucks Head Coach to do so.

JANUARY 7

2009: Roberto Luongo is named to the 2009 NHL All-Star Game in Montreal. Luongo's third All-Star nomination in three seasons as a Vancouver Canuck.

JANUARY 9

1987: Pat Quinn, Head Coach of Los Angeles Kings, who has accepted the position of President and General Manager of the Vancouver Canucks, is suspended from the league by NHL President John Ziegler. Ziegler also levies fines on Vancouver and Los Angeles.

JANUARY 10

1998: Messier reaches the 1,000 assist plateau on a Mogilny goal vs Florida becoming only the sixth player in NHL history to reach the milestone. Messier joins the list with Gretzky, Coffey, Howe, Dionne and Bourque.

JANUARY 12

1996: Bret Hedican appears at the NHL All-Star Game after completing one revolution of the ice surface in a time of 13:47 seconds at the Vancouver Canucks Super Skills competition on December 16th. Hedican placed second behind Mike Gartner who finishes the lap in 13:37 seconds.

JANUARY 13

2000: Mark Messier is named to the North American All-Star Team. It is the 14th time Messier has been named an All-Star.

2004: The Canucks win their eighth consecutive road game establishing a new club record. The previous record of five straight wins on the road had been accomplished five times.

JANUARY 14

1978: Canucks iron man Don Lever plays in his 437th consecutive game, a club record, but suffers a broken cheekbone and misses the next five games.

JANUARY 15

2002: Canucks officially change the name of their charitable arm from Canuck Foundation to the Canucks for Kids Fund.

JANUARY 16

2003: Trevor Linden becomes only the second player in Canucks history to play 800 games in a Canucks uniform. Stan Smyl was the first.

JANUARY 17

1988: Stan Smyl scores two goals in a 6-5 victory over Winnipeg. His second goal is the 250th of his career.

1999: Canucks acquire Ed Jovanovski, Dave Gagner, Mike Brown, Kevin Weekes and a 1st round draft pick in the 1999 or 2000 NHL Entry Draft from Florida in exchange for Pavel Bure, Bret Hedican, Brad Ference and a 3rd round pick (in the year that Florida exercises the right to convey the 1st round pick to Vancouver).

2003: Canucks Head Coach Marc Crawford becomes the team's all-time leader with his 143rd win behind the Canucks bench. He surpasses the record held by Harry Neale. Crawford finishes the 2002-03 season with 161 wins.

2008: Markus Naslund plays in his 1000th NHL game at Detroit, becoming the fifth Canuck and 226th player in League history to accomplish this feat.

JANUARY 18

1998: The NHL All-Star Game is held in Vancouver for the first time since Jan. 25, 1977. The North American All-Stars defeated the World Team All-Stars 8-7. Mark Messier plays for North America and records a goal and an assist. Pavel Bure plays for the World Team and records an assist.

JANUARY 19

1971: Rookie defenceman Dale Tallon is the first player to represent Vancouver in the NHL All-Star Game, played at Boston Garden.

1972: Andre Boudrias becomes the first Canuck in history to reach 100 career points in a 6-1 win at Pittsburgh.

1993: Vancouver loses 5-2 to the defending Stanley Cup champion Pittsburgh Penguins, ending the club's 18-game home unbeaten streak.

JANUARY 20

1976: Dennis Ververgaert represents Vancouver in the NHL All-Star Game, played in Philadelphia. He scores two goals ten seconds apart in the third period, to set an All-Star Game record.

1995: Canucks open their 25th season in the NHL with a 1-1 tie vs Dallas Stars at the Pacific Coliseum. The season was postponed until a new Collective Bargaining Agreement was reached. The CBA agreement was reached on January 13, 1995.

JANUARY 21

1975: Gary Smith becomes the first Canuck to be voted to the NHL All-Star Game, held in the Montreal Forum. Smith plays 30:43 for the Clarence Campbell Conference, backing up starter Bernie Parent. Defenceman Tracy Pratt also represents Vancouver in the Wales Conference 7-1 victory.

JANUARY 24

1976: Chris Oddleifson becomes the first Canuck to tally two short-handed goals in one game, scoring twice in the second period vs Toronto in a 5-5 tie.

1999: Head Coach Mike Keenan is relieved of his duties. Marc Crawford is hired as the 15th Canucks Head Coach in history.

1999: Mattias Ohlund and Markus Naslund play for the World All-Stars in the 1999 NHL All-Star Game in Tampa, Florida. Ohlund records a goal and an assist while Naslund adds an assist. The North American All-Stars win the game 8-6 with Wayne Gretzky named MVP.

JANUARY 25

1977: The NHL All-Star Game is played in Vancouver's Pacific Coliseum. Defenceman Harold Snepsts represents the Canucks. The Campbell Conference loses 4-3 to the Wales Conference.

JANUARY 27

1996: The Canucks debut the 'Third Jersey' vs the New York Islanders in a 6-3 win at General Motors Place. The Canucks 'Third Jersey' colours are red, accented with yellow and black.

JANUARY 28

2002: Defenceman Brent Sopel is named NHL Player of the Week. Sopel becomes the first defenceman that season to win the award.

2002: Markus Naslund records his second hat trick of the season, and takes over the NHL lead for points scored with 57. This marks the first time in club history that a Canucks player has led the league in scoring after January 1st.

JANUARY 29

1974: For the first time, the Canucks have two representatives in the NHL All-Star game, right winger Bobby Schumatz and defenceman Jocelyn Guevremont.

JANUARY 30

1992: The Canucks defeat Chicago 4-1 at home to post the first winning record (7-3-1) in the month of January in club history.

JANUARY 31

1978: Rick Blight scores two goals as Canucks defeat Washington 4-2 for the franchise's 200th victory.

FEBRUARY

FEBRUARY 1

1975: Ken Lockett becomes the first Canucks goalie to surrender a penalty shot goal when Steve Atkinson of Washington beats him.

2002: Markus Naslund is named NHL Player of the Month for January.

2002: Longtime Canucks P.A. Announcer and Canucks Alumni member John Ashbridge was presented with the NHL Alumni "7th Man Award." The presentation was made during the 52nd NHL All-Star Weekend, recognizing a member of the NHL family who has contributed behind the scenes for a significant period of time.

FEBRUARY 2

2002: For the second straight season, Ed Jovanovski and Markus Naslund represent the Canucks at the NHL All-Star game. Naslund scored the game-winning goal on his way to a three point night (2-1-3), while Jovanovski notched a goal for the North American Team.

2003: The Canucks are represented at the 53rd NHL All-Star Game in Florida by Markus Naslund, Todd Bertuzzi and Ed Jovanovski. The Canucks coaching staff of Marc Crawford, Jack McIlhargey and Mike Johnston also represent Vancouver. It is the largest Canucks representation at an NHL All-Star Game.

FEBRUARY 3

2006: Head Coach Marc Crawford becomes the third youngest coach in NHL history to accumulate 400 wins after Vancouver celebrated a 3-1 victory against Calgary. Only Scotty Bowman (43 years, 148 days) and Glen Sather (44 years, 198 days) were younger than Marc Crawford (44 years, 335 days old) to reach the 400 win mark.

FEBRUARY 4

1978: Murray Bannerman plays third period of a 5-1 loss to Chicago and does not allow a goal. He remains the only Canucks goaltender who has never been scored on.

2001: Ed Jovanovski and Markus Naslund play in the 2001 NHL All-Star game in Colorado. Naslund was a member of the World Team and recorded a goal and an assist. Jovanovski notched an assist for the North American Team.

2002: Todd Bertuzzi ties the club record for consecutive games with a point. The 15-game streak ties Petr Nedved's mark set back in 1992-93 and equaled the longest streak in the NHL during the 2001-02 season. Bertuzzi recorded 19 points (7-12-19) during the 15 games.

FEBRUARY 6

2004: Longtime Canucks employee Norm Jewison is named the 2004 NHL Alumni "7th Man." The "7th Man Award" is awarded annually to a member of the NHL family who has contributed behind the scenes for a significant period of time. In Norm's case, he began working for the Vancouver Canucks prior to the 1977-78 season. He was formally presented his award at the NHL Alumni All-Star Awards Dinner in Minneapolis, Minnesota.

2006: Henrik Sedin is named the NHL's Offensive Player of the Week for the period ending Sunday, February 5, 2006. He recorded 7 points (2-5-7) in three games played.

FEBRUARY 7

1996: Dave Babych appears in his 1,000th NHL game. Babych joins Ryan Walter and Pit Martin as the only three players to appear in their 1,000th game in a Canucks uniform. Babych becomes the 109th player in NHL history to play in 1,000 regular season NHL games.

FEBRUARY 8

2001: The Canucks and the San Jose Sharks play to the first scoreless draw in Vancouver. The game marks the third time in Canucks history they have played to a zero-zero tie.

FEBRUARY 9

1971: Rosaire Paiement sets a club record with four goals against Buffalo in a 6-3 victory.

FEBRUARY 10

1981: Winger Tiger Williams and defenceman Kevin McCarthy are both voted to the Campbell Conference Team for the NHL All-Star Game held at the Los Angeles Forum.

FEBRUARY 11

1982: NHL history is made when referee Kerry Fraser awards Vancouver two penalty shots in the same period. Thomas Gradin and Ivan Hlinka both convert their opportunities on Detroit goaltender Gilles Gilbert. Hlinka's shot comes with 30 seconds remaining in the third period and gives the Canucks a 4-4 tie.

FEBRUARY 13

1998: Mattias Ohlund (Sweden), Jyrki Lumme (Finland) and Pavel Bure (Russia) become the first Canucks players to play in the Olympic Games during the season. The NHL closes for a two week "Winter Break" to allow NHL players to play in Nagano, Japan. Bure won a silver medal and Lumme won a bronze.

FEBRUARY 16

1971: Rosaire Paiement becomes first Canuck to earn five points in a game with three goals and two assists in a 5-4 victory over the defending Stanley Cup champion Boston Bruins. Andre Boudrias becomes first Vancouver player to score 20 goals, followed by Paiement, who tallies his 20th later that same period.

2004: Trevor Linden becomes the Canucks all-time leader in games played after recording his 897th game in a Canucks uniform. The record of 896 had been held by Stan Smyl since 1990.91. Linden finished the 2003.04 season having played in 919 games with Vancouver.

FEBRUARY 17

2003: Dan Cloutier is named NHL Player of the Week for the period ending February 16th.

FEBRUARY 18

2007: Trevor Linden plays his 1,300th career NHL game versus Colorado. In 1,300 games played the Canucks veteran recorded 364 goals, 482 assists and 846 points.

FEBRUARY 22

1981: Dennis Kearns retires as the Canucks' all-time leader in games played (677) and the all-time leading scorer among Canuck defencemen with 321 points.

FEBRUARY 23

2001: The Canucks travel to Belleville, Ontario from Toronto by train and participate in an outdoor game of shinny. The game is versus the Belleville Bobcats, a minor hockey team that Marc Crawford played for growing up.

2003: Markus Naslund scores his 40th goal of the season, becoming the first player in Canucks history with 40 or more goals in three straight seasons. Also, in the same game, Dan Cloutier wins his 30th game of the season, becoming the first goaltender in Canucks history to post back-to-back 30 (plus) win seasons.

FEBRUARY 24

2002: Ed Jovanovski and Canucks Vice President of Player Personal Steve Tambellini, help Team Canada win its first Olympic Gold Medal in Ice Hockey in 50 years. The Canucks hold an open practice and show the Gold Medal broadcast before more than 9,000 fans, the largest single gathering in Canada for the game.

2003: Brendan Morrison is named NHL Player of the Week for the period ending February 23rd.

FEBRUARY 25

1971: Canucks are victimized by the Boston Bruins, who score three goals in an NHL record 20 seconds.

2003: Canucks defeat Atlanta 8-0 to extend their club record unbeaten streak to 14 games. The streak consists of 10 wins and four ties, including a 5-0-2 record at both home and on the road.

FEBRUARY 27

1985: Stan Smyl scores his 187th career goal to pass Don Lever as the Canucks' all-time leading goal scorer. Vancouver loses 11-5 in Detroit.

1996: Trevor Linden passes Don Lever's team record of 437 consecutive games played vs Pittsburgh in a 4-7 loss. Linden had not missed one NHL regular season game since October 4, 1990.

1997: Martin Gelas becomes the ninth player in Canucks history to record four goals in a single game. Gelas recorded the goals in Vancouver vs the Phoenix Coyotes. The previous Canucks player to score four goals in a single game was Pavel Bure on October 12, 1992 vs Winnipeg.

FEBRUARY 28

1986: Richard Brodeur becomes the first Canuck netminder to register 100 career wins in a 3-1 victory vs Philadelphia.

FEBRUARY 29

1984: Patrik Sundstrom collects a goal and six assists for a seven point night, setting new team records for assists and points in one game, as the Canucks win 9-5 in Pittsburgh. Sundstrom becomes only the third player in NHL history to earn six assists in a road game, after Detroit's Billy Taylor (7 in 1947 vs Chicago) and Boston's Bobby Orr (6 in 1973 vs Vancouver).

1996: Alexander Mogilny records his 50th goal of the season vs the St. Louis Blues at General Motors Place. Mogilny joins Pavel Bure (60 goals in 1992.93, 1993.94) as the only two Canucks to score 50 goals in a single NHL season. Mogilny finishes the season with 55 goals, 52 assists in 79 games played.

1996: Alexander Mogilny becomes the fourth player in NHL history to score 50 goals with two NHL teams (Buffalo/Vancouver): Pierre Larouche (Pittsburgh/Montreal), Wayne Gretzky (Edmonton/Los Angeles) and Pat LaFontaine (New York Islanders/Buffalo) are the other three.

MARCH

MARCH 1

1993: Pavel Bure scores his 50th goal against Grant Fuhr of the Buffalo Sabres in a neutral site game at Hamilton's Cops Coliseum. It is Bure's 63rd game. Dixon Ward and Robert Dirk assist on the historic goal. Canucks win 5-2.

MARCH 2

2000: Mark Messier records a point, giving him 1,700 for his career. Messier becomes only the fourth player in NHL history to record 1,700 points.

MARCH 7

1995: Canucks President and General Manager Pat Quinn signs a five-year contract extension.

MARCH 8

1985: Thomas Gradin scores the 500th point of his NHL career, becoming first Canuck to reach that milestone. Canucks beat Los Angeles 4-3.

2004: Trevor Linden records two assists to become the Canucks all-time leader in points scored by notching his 673rd point. Linden finishes the season with 680 points, surpassing the long standing club record previously held by Stan Smyl (672).

MARCH 9

1973: Andre Boudrias scores on Roger Crozier in the first penalty shot awarded to a Vancouver player. The Canucks defeat Buffalo 5-2.

2007: Roberto Luongo posts his 39th win of the season in San Jose setting a new franchise record for wins by a Vancouver goaltender in a single season.

MARCH 10

2001: Markus Naslund scores his 39th goal to become the highest scoring Canucks captain in a single season. Stan Smyl recorded 38 goals in 1982.83.

2005: The National Hockey League's Board of Governors approves the 50 per cent acquisition of the Vancouver Canucks to the Aquilini Investment Group.

2007: Mattias Ohlund collected his 300th career point with an assist vs the Kings on March 10th at the Staples Center in Los Angeles.

MARCH 12

2002: Artem Chubarov becomes the first player in NHL history to have his first four career goals all be game-winners. Nine players previously held the record with three game-winners to begin a career.

MARCH 13

1976: Vancouver plays its only penalty-free contest as neither the Canucks nor New York Rangers are assessed any penalties by referee Lloyd Gilmour. Canucks lose 7-3 to the Rangers.

2007: Canucks centre, Brendan Morrison plays his 500th consecutive NHL game. By the end of the season, Morrison played 512 consecutive games and held the league iron man record.

MARCH 14

1973: Dunc Wilson collects the first assist awarded to a Canuck goalie on a goal by Andre Boudrias. The goal marks the sixth straight game Boudrias has scored, setting a club record. Vancouver defeats California Seals 5-2.

1995: Kirk McLean appears in his 378th game as a Vancouver Canuck passing Richard Brodeur's record of 377 games played as a Canucks goaltender.

2006: The Vancouver Canucks and CHUM Radio announce Team 1040 as the exclusive radio carrier of Canucks games for six seasons, beginning in 2006.07.

MARCH 19

1971: Rosaire Paiement scores his 30th goal of the season, becoming the first Canuck ever to reach that mark. Vancouver defeats Pittsburgh 6-4.

MARCH 20

1993: Ryan Walter plays in his 1,000th NHL game against the New York Islanders at the Pacific Coliseum.

2000: Markus Naslund is named NHL Player of the Week. In three games, Naslund has three goals and five assists.

MARCH 21

2001: Markus Naslund and Mattias Ohlund are named to the 2002 Swedish Men's Olympic Hockey Team.

2005: Canucks Vice-President and Assistant General Manager Steve Tambellini is appointed as Team Canada's General Manager for the 2005 IIHF Men's World Hockey Championship in Austria, April 30 to May 15, 2005. Tambellini's appointment as GM marks the eighth time that he has represented Canada in either an executive position or as a player.

MARCH 22

1988: Stan Smyl becomes the first Canuck to play in 800 regular season games. Vancouver loses a 5-3 decision in Toronto.

MARCH 23

1984: Tony Tanti scores his 43rd and 44th goals of the year, including one in overtime in a 4-3 win over Winnipeg, to set a record for goals in a season.

1994: Pavel Bure scores his 50th goal on an empty net vs the LA Kings.

1996: The Canucks pass a season high attendance record on March 23rd vs Calgary. Vancouver recorded 28 sellout games at General Motors Place with a total of 779,629 people attending home games. An average of 17,795 people per game.

MARCH 24

1992: Kirk McLean backstops the Canucks to a 4-2 win at Minnesota, earning his club record 38th win.

2003: Todd Bertuzzi is named NHL Player of the Week for the period ending March 23rd.

MARCH 25

1973: Don Tannahill scores his second NHL hat trick in a 7-4 Canuck victory over Toronto. He is the first Canucks rookie to register 20 goals, finishing the season with 22.

1996: Alexander Mogilny records his 100th point of the season vs Los Angeles by assisting on Cliff Ronning's goal in the first

period. Mogilny becomes the second Canuck to record 100 points in a season. Pavel Bure records 107 points (60-47-107) during the 1993.94 season and 110 points (60-50-110) during the 1992.93 season.

MARCH 26

1997: Gino Odjick passes his previous record and Canucks record of 370 penalty minutes in a single season (1992.93) by recording his 371st penalty minute (fighting) in a game vs. the Anaheim Mighty Ducks. Odjick's 371 penalty minutes makes him the NHL's most penalized player during the 1996.97 season.

2002: Trevor Linden plays the 1,000th game of his NHL career. Through his first 1,000 games, Linden played 758 games for Vancouver, 107 with the New York Islanders, 107 with Montreal and 28 with Washington. Linden becomes the fourth player to reach the milestone while with Vancouver (Dave Babych, Ryan Walter, Pitt Martin).

2002: Goaltender Dan Cloutier sets a new club record with his seventh shutout of the season, posting a 4-0 win over the Los Angeles Kings.

MARCH 27

1982: Coach Harry Neale is handed a 10-game suspension by the NHL for his involvement in an altercation with the crowd in Canucks' Mar. 20th game in Quebec City. Defenceman Doug Halward is given a seven game suspension. Roger Neilson takes over as coach and Canucks win 7-2 over Calgary.

1999: Adrian Aucoin scores two goals (20th & 21st of the season) vs Montreal to break the Canucks record of most goals by a defenceman in a single season. The previous record was set by Doug Halward who scored 19 goals in the 1982.83 season.

2000: Canucks defenceman Mattias Ohlund is nominated for the Bill Masterton Memorial Trophy. The award, voted on by the Professional Hockey Writers Association, is for sportsmanship, perseverance and dedication to hockey.

2003: Markus Naslund records his 100th point of the season, becoming only the third player in team history to reach the 100 point mark (Bure, Mogilny). Naslund finished the year with 104 points.

2004: Marc Crawford becomes the first coach in Canucks history to win at least 200 games. The club's all-time leader in wins, Crawford, reaches the milestone when Vancouver defeated the Dallas Stars 3-2 in overtime.

MARCH 28

1971: Vancouver sets a club record with 11 goals in an 11-5 win over the California Seals.

1996: Pat Quinn takes over as Head Coach of the Vancouver Canucks, replacing Rick Ley who was hired as Head Coach on August 10, 1994.

MARCH 29

1983: Stan Smyl scores two goals and establishes a new club record with 88 points in one season, as Canucks lose 7-4 to Edmonton. Darcy Rota collects two assists and establishes a club record 14-game point streak.

2003: Canucks establish a new club record with 103 points, eclipsing the previous record of 101 set in 1992.93. The club finishes the season with 104 points. With the 5-1 road win at Los Angeles, the Canucks also establish a new team record for road wins with 23.

2006: The Canucks record their 40th win of the 2005.06 season at home versus the Wild. The win represents the fourth consecutive 40 (plus) win season and the seventh overall in club history.

2007: Vancouver announces the four-year contract extension of defenceman Sami Salo. Salo set career highs with 14 goals and 37 points in the season.

MARCH 30

1984: Patrik Sundstrom earns two points to set a club record for points in a season (91) in a 3-3 tie with Minnesota. Tony Tanti scores his 45th goal of the year, also a club record.

APRIL

APRIL 1

1989: Trevor Linden becomes the first Canucks rookie to score 30 goals in a season. Vancouver loses 6-4 in L.A.

1993: Pavel Bure scores a third period goal against goaltender Pat Jablonski of Tampa Bay, becoming the first Canucks player to reach the 100 point mark. Canucks win 5-3. He finishes the season with a club record 110 points.

APRIL 2

1975: Ken Lockett becomes first Canucks netminder to register consecutive shutouts as Vancouver earns its team-record eighth shutout of the season, 4-0 over California.

1993: Frank Griffiths is named to the Hockey Hall of Fame in the Builders' Category.

APRIL 3

1999: Adrian Aucoin scores his 18th power play goal of the season. With the goal, Aucoin ties a NHL record for most power play goals by a defenceman in a season with 18. Denis Potvin also had 18 power play goals for the New York Islanders in 1975-76.

2004: The Canucks won the Northwest Division title for the first time in 11 years with a 5-2 win versus the Edmonton Oilers. They finished the season with 101 points, tying the second highest total in club history. It marked the fourth time in club history that they have won a division title.

2004: Vancouver plays its final regular season game of the 2003-04 season before a sold-out General Motors Place. The Canucks sell-out every regular season home game for the first time in club history.

APRIL 4

1994: Pavel Bure is named NHL Player of the Month for March after scoring 19-11-30 in 16 games. It is the second highest point total in any one month in Canucks history. Bure joins goaltender Kirk McLean as the only Vancouver player to receive the award.

APRIL 5

1980: Thomas Gradin ties club mark for most goals by a centre with his 30th goal in the season finale. Stan Smyl becomes only NHL player to lead his team in goals (31), assists (47), points (78) and penalty minutes (204) in one year.

APRIL 6

1979: Ron Sedlbauer finishes the season as the first 40-goal scorer in club history.

APRIL 7

1993: Kirk McLean backstops Vancouver to a 5-4 overtime win over Edmonton, earning his club record 127th career victory, passing Richard Brodeur.

1994: Chairman and team owner Frank A. Griffiths passes away after a lengthy illness. In his memory, the players wear a patch on their uniform with the inscription "2 points F.G.," Mr. Griffiths' signature phrase.

2007: Vancouver establishes a new franchise record with their 49th win of the season at San Jose. The win also secures the highest point total in club history (105) and clinches first place honours in the Northwest Division.

2007: Roberto Luongo sets a new career-high 47 wins in 76 games played. The career best season ranks tied for second all-time in the NHL alongside Bernie Parent's record set in 1973-74.

APRIL 8

1982: Tiger Williams scores at 14:20 of overtime to give Vancouver its first playoff overtime win, 2-1 over Calgary.

APRIL 9

1989: Vancouver evens its playoff series with Calgary at two games each, following a 5-3 win at home. Trevor Linden sets a new club record with four points in a game, scoring 1-3-4. The Canucks also set a new team playoff mark with four power play goals.

APRIL 10

1982: The Canucks win a playoff series for the first time, sweeping the Flames in three straight, as Vancouver wins 3-1 in Calgary. Richard Brodeur was brilliant, forging a 1.55 average in the three games, stopping 103 of 108 shots in the series.

APRIL 11

1993: Pavel Bure scores his 60th goal in a 6-3 win over Calgary at the Pacific Coliseum.

APRIL 12

1999: Garth Snow and the Canucks shutout the Calgary Flames 2-0 at the Saddledome in Calgary. The shutout is Snow's sixth of the season, which ties a club record for most shutouts in a single season. Snow ties Gary Smith's team record as Smith recorded six shutouts in the 1974-75 campaign.

APRIL 13

1975: Following a first-round bye for finishing first in the Smythe Division, the Canucks appear in their first Playoff game, a 6-2 loss to the Canadiens in the Montreal Forum.

1989: Vancouver, playing in the sixth game of a playoff series for the first time in franchise history, forces a seventh and deciding game with a 6-3 home ice win over the Flames. The Canucks explode for four second period goals, setting club playoff records for fastest two goals (0:15) and fastest three goals (2:18).

1994: Pavel Bure scores his 60th goal of the season becoming just the eighth player in NHL history to twice score 60 or more goals in a season.

2002: Canucks finish the regular season with 254 goals, to the lead the NHL in goal scoring for the first time in franchise history.

2006: Trevor Linden plays in his 1,000th career game in a Canucks uniform, making him the first player in franchise to reach this milestone.

APRIL 14

1999: Mark Messier records one assist in a game at home versus the Calgary Flames. With the assist, he passes Gordie Howe for fourth on the all-time career NHL assist list with 1,050.

2000: Adrian Aucoin, Ed Jovanovski, Andrew Cassels, Brendan Morrison and Todd Bertuzzi are all named to represent Team Canada at the World Hockey Championships in Russia. Peter Schaefer also represents Canada in the tournament.

APRIL 15

1975: Garry Monahan scores the game-winner as the Canucks record their first playoff win, 2-1 over Montreal in the Forum.

1993: Vancouver comes from behind to defeat Los Angeles 8-6, breaking the 100 point barrier for the first time. Vancouver finishes with 101 points and a record 46 wins.

2006: In the last regular season home game of the season, the Canucks defeat the Colorado Avalanche 4-3 in overtime

in front of a capacity crowd. This marks the 127th consecutive sell-out and the second straight season in which all 41 regular season home games were sold out.

APRIL 16

1992: The Canucks close out the 1991-92 regular season with a 4-4 tie against Calgary, setting franchise records for points (96) and wins (42).

APRIL 17

1975: Vancouver's first ever home playoff game was a 4-1 loss to Montreal. John Gould scored the first playoff goal by a Canuck in the Pacific Coliseum.

APRIL 18

1992: Pavel Bure is named NHL Rookie-of-the-Month for March/April.

APRIL 19

1975: Canucks are shutout in the playoffs for the first time, 4-0 at home to Montreal. Ken Dryden earned the shutout.

APRIL 21

1982: Vancouver eliminates Los Angeles from the playoffs with a 5-2 home ice win, taking the series 4-1. Darcy Rota ties club playoff mark for goals in a series (4). Stan Smyl sets new records for assists (5) and points in a series (7). Smyl also earns points in a team record sixth straight playoff game (2-6-8).

APRIL 22

1975: Canucks participate in their first playoff overtime game, losing 5-4 to Montreal. Guy Lafleur, with his third game-winning goal of the series, scores the winner at 17:06 of overtime.

APRIL 23

2008: Canucks name Mike Gillis the tenth General Manager in club history. Gillis previously served as a NHL player representative for 15 years.

APRIL 25

2006: Canucks relieve Head Coach Marc Crawford of his coaching duties.

APRIL 27

1982: Vancouver takes the opening game of the Campbell Conference championship, defeating Chicago 2-1 in Chicago Stadium. Jim Nill scores the winning goal at 28:58 of overtime in the longest game in Canuck history. Richard Brodeur stopped 46 of 47 shots by Chicago, while Canucks had 41 shots against Tony Esposito.

APRIL 30

1994: Pavel Bure scores at 2:20 of the second overtime period to give Vancouver a 4-3 win over Calgary and the club's third straight overtime win in a come-from-behind seven game playoff series win. It is Vancouver's first seven game playoff series win.

MAY

MAY 1

1982: History is made when Vancouver plays its first game in the month of May. Canucks defeat Chicago 4-3.

MAY 4

2001: Goaltender Dan Cloutier is added to Team Canada's World Championship Roster.

MAY 6

1982: Vancouver scores a team playoff record six goals to beat Chicago 6-2, eliminating the Blackhawks 4-1. Canucks are presented with the Clarence Campbell Trophy.

2004: David Nonis is promoted to the position of Senior Vice-President and General Manager assuming responsibility for the leadership of the team. In his first act as General Manager, Nonis appoints Steve Tambellini to the position of Vice President and Assistant General Manager.

MAY 7

1995: The Canucks make their fifth straight playoff appearance with a 2-1 loss vs. St. Louis. The Canucks went on to defeat the Blues 4 games to 3.

MAY 8

1982: Canucks make their first ever appearance in the Stanley Cup Final in Long Island. Vancouver loses 6-5 in overtime to the Islanders, as Mike Bossy scores at 19:58 of OT. Thomas Gradin ties club mark with two goals and an assist.

MAY 14

1973: Canucks trade their original first round draft pick (1970) Dale Tallon to Chicago for goaltender Gary Smith and defenceman Jerry Korab.

MAY 15

1995: In Game Five of their Conference Quarterfinal series versus the St. Louis Blues, the Canucks tally two shorthanded goals 17 seconds into the second period. They would go on to win 6-5 and set an NHL playoff record for the fastest two short-handed goals by one team. The Canucks pass the old mark of 0:24 set by the 1978 Montreal Canadiens versus Detroit on April 23, 1978. Christian Ruutu scores at 4:31 of the second period, followed by Geoff Courtnall at 4:48.

MAY 16

2000: The Canucks are nominated for the World Sports Humanitarian Hall of Fame's Pro Team Community Award.

MAY 22

1970: Vancouver is awarded a National Hockey League franchise.

1994: Kirk McLean records his second consecutive playoff shutout over the Toronto Maple Leafs. McLean blanks the Leafs 4-0 in Game 3 and 2-0 in Game 4, both at the Pacific Coliseum. The shutouts give McLean four in the playoffs, equalling an NHL record.

2001: President and General Manager Brian Burke is named the "Executive of the Year" by The Sporting News.

MAY 27

1992: Ryan Walter is named the Bud Light/NHL Man-of-the-Year for his work within the community.

JUNE

JUNE 2

1994: Vancouver plays hockey in the month of June for the first time in Game Two of the Stanley Cup Final. NY Rangers win 3-1 at Madison Square Gardens. Pavel Bure has his 16 game point streak, two games shy of the NHL record, snapped.

JUNE 3

1997: The Vancouver Canucks unveil a new logo, uniform and team colours to the city of Vancouver in a day-long event which started with players appearing all over the city and was highlighted by a kick off rally at the Vancouver Art Gallery.

JUNE 4

1996: Tom Renney is hired as Head Coach of the Vancouver Canucks becoming the 13th head coach in Canucks history.

2001: Canucks unveil their new mascot at Canuck Place. The new mascot, an orca whale, was later named Fin through a contest.

JUNE 5

2001: The Canucks reach a new five-year deal with the Manitoba Moose of the AHL, to be the club's new farm team.

JUNE 7

1989: The Canucks have three finalists for the NHL's major trophies for the first time in club history. At the awards presentation ceremonies, Trevor Linden finishes second in Calder Trophy voting, Bob McCammon is runner-up for the Jack Adams Trophy and Kirk McLean is third in voting for the Vezina Trophy.

JUNE 8

1989: Trevor Linden is named The Hockey News Rookie-of-the-Year, as selected via fan balloting.

JUNE 10

1970: Vancouver makes defenceman Gary Doak (from Boston) its first selection in the NHL expansion draft. Other top selections were, in order; Orland Kurtenbach, Ray Cullen, Pat Quinn and Rosaire Paiement.

JUNE 11

1970: Canucks make defenceman Dale Tallon of Toronto Marlboros their first selection in the Amateur Draft, behind Buffalo's choice of Gilbert Perreault.

2008: Trevor Linden announces his retirement after 19 NHL seasons, recording 867 points (375-492-867) in 1382 regular season games with the Canucks, Montreal Canadiens, New York Islanders and Washington Capitals. In 1991/92, Linden is named Canucks captain, becoming the youngest captain in the NHL at 21 and served in this position for seven seasons. Linden also played in 124 Stanley Cup Playoff games, recording 99 points (34-65-99) and 104 penalty minutes. Of his 124 Playoff games, 118 came in a Canucks uniform, highlighted by his 25 points (12-13-25) in 24 games during the Canucks 1994 Stanley Cup run that concluded in a Game 7 versus the New York Rangers. Linden played in his final game on April 5, 2008 versus the Calgary Flames.

JUNE 12

2003: The National Hockey League Players' Association announce that Markus Naslund was the recipient of the 2003 Lester B. Pearson Award for most outstanding player during the NHL regular season, as voted by members of the NHLPA. Senator Frank Mahovlich, member of the Hockey Hall of Fame and Honorable member of the Canadian Senate, present the award to Naslund in a ceremony hosted by John Davidson at the Hockey Hall of Fame.

JUNE 14

1994: Kirk McLean sets an NHL record for minutes played in the playoffs (1,544) but the Canucks lose Game 7 of the Stanley Cup Final 3-2 to the NY Rangers.

2007: Canucks Head Coach, Alain Vigneault is named winner of the Jack Adams Award at the 2007 NHL Awards Show in Toronto. Vigneault earns Coach of the Year honours after leading Vancouver to a franchise record 49 wins and season-high 105 points. Vigneault was a finalist for the Jack Adams Award while serving as Head Coach of the Montreal Canadiens in the 1999/00 season.

JUNE 16

1992: Pavel Bure receives the Calder Trophy as the league's top rookie, becoming the first Vancouver player to win a post-season award. Head Coach Pat Quinn captures the Jack Adams trophy as NHL Coach-of-the-Year, the first coach to win the award with two different teams. Quinn also receives Coach-of-the-Year honors by the Sporting News and the Hockey News. Goaltender Kirk McLean is voted a Second Team All-Star, the first Canuck to earn all-star status.

1994: Pavel Bure is selected the NHL's First Team All-Star Right Winger. He is the first and only Canuck to achieve the honor. It is the same day he signs a multi-year contract with the Canucks that makes him the highest paid player in franchise history.

JUNE 18

1996: Goaltender Corey Hirsch is named to the NHL All-Rookie Team. Hirsch finishes the season with a 2.93 GAA after appearing in 41 games for a record of 17-14-6.

1999: The Canucks announce Jack McIlhargey and Mike Johnston as Assistant Coaches of the club, joining Head Coach Marc Crawford. The team also announces Stan Smyl as the new Head Coach of the Syracuse Crunch, Vancouver's top minor-league affiliate.

JUNE 19

2000: The Canucks reach a deal with the Kansas City Blades of the IHL, to be the team's new farm team.

JUNE 20

2006: Alain Vigneault named the 16th Head Coach in Vancouver Canucks history.

JUNE 22

1998: Brian Burke is hired as President and General Manager of the Vancouver Canucks.

2007: Aquilini Investment Group complete the purchase of the Vancouver Canucks after acquiring the 50 percent interest of former partner, John McCaw, becoming the first local ownership group of the franchise in more than a decade.

JUNE 26

1999: The Canucks make three trades on the morning of the NHL Entry Draft in Boston to secure the second and third overall selections. With the picks, Canucks President and General Manager, Brian Burke selects Daniel and Henrik Sedin of Modo in the Swedish Elite League.

JUNE 28

2001: Canucks extend the contract of captain Markus Naslund through the 2004/05 season. Naslund set new career highs with 41 goals and 75 points in 2000/01.

JULY

JULY 1

1989: Canucks President Pat Quinn flies to Moscow and signs Soviet star centre Igor Larionov to a multi-year contract.

JULY 3

1991: Stan Smyl retires as the Canucks all-time leader in games played (896), goals (262), assists (411) and points (673). He is named Assistant Coach.

JULY 4

1996: Canucks Equipment Manager Pat O'Neill becomes the first recipient of the Larry Ashley Award. The Larry Ashley Award is presented to the trainer or equipment manager that best exemplifies the character and commitment to excellence displayed by Ashley throughout his career.

JULY 5

2006: Vancouver Canucks and Manitoba Moose name Scott Arniel as Head Coach of the AHL affiliate.

JULY 8

1995: Canucks reunite former Junior Hockey teammates Alexander Mogilny and Pavel Bure by acquiring Mogilny and a 5th round pick in exchange for Mike Peca, Mike Wilson and their 1st round pick (14th overall) at the 1995 NHL Entry Draft.

JULY 13

1999: The Canucks sign unrestricted free agent Andrew Cassels.

JULY 17

1997: Trail Smoke Eaters' trainer Ken Caputo becomes the second recipient of the Larry Ashley Award.

JULY 22

2005: National Hockey League owners unanimously ratify the new collective bargaining agreement, bringing an official end to the 310-day lockout. One day prior, NHL players formally accepted the new deal with 87 percent of the membership voting in favour of the deal.

JULY 28

1997: The Vancouver Canucks sign unrestricted free agent Mark Messier.

1999: 1999 First Round Draft Picks, Daniel and Henrik Sedin, both sign their first NHL contract with the Canucks.

AUGUST

AUGUST 10

1994: Rick Ley is hired as Head Coach of the Vancouver Canucks, becoming the 12th coach in the Canucks history.

AUGUST 15

2005: The Vancouver Canucks and Manitoba Moose name Alain Vigneault as the Moose's Head Coach.

AUGUST 18

1998: David Nonis is named Senior Vice-President, Hockey Operations. Steve Tambellini is named Vice-President, Player Personnel. Mike Penny is named Vice-President, Amateur Scouting and Shawn Dineen is named Professional Scout.

AUGUST 20

1996: Team Canada and Team U.S.A. play a pre-tournament game for the inaugural World Cup of Hockey at General Motors Place.

AUGUST 29

1996: Team Canada defeats Team Russia 5-3 at General Motors Place in the first game of the World Cup of Hockey tournament. Trevor Linden plays for Canada while Alexander Mogilny plays for Team Russia. Trevor Linden records one assist in the game on a goal by Vincent Damphousse.

1996: The National Hockey League announces the 1998 NHL All-Star game will be played at General Motors Place. This is the second NHL All-Star Game to be played in Vancouver; the other was in 1977.

SEPTEMBER

SEPTEMBER 8

1995: Pavel Bure changes jersey numbers from #10 to #96.

SEPTEMBER 15

2000: Canucks complete the American Airlines/NHL Challenge in Stockholm, Sweden. The Canucks held training camp in Sweden and defeated MoDo 5-2 and Djurgarden 2-1 to win the exhibition tournament.

2000: Canucks name Markus Naslund team captain in Stockholm, Sweden, following their overtime victory over Djurgarden. Naslund becomes the 11th captain in Canucks history.

2004: Unable to reach an amicable deal for both the NHL and NHLPA, NHL commissioner Gary Bettman announces a lockout.

SEPTEMBER 16

1995: Head Medical Trainer, Larry Ashley, passes away after battling a lengthy illness. Larry cared for Canucks players for fourteen seasons and, in his memory, players wear the initials "LA" on their helmets. In recognition of Larry's service and contribution to the Vancouver Canucks Hockey Club, the training centre at General Motors Place is named the "Larry Ashley Training Facility."

2001: The Canucks hold their annual Blue-Silver intra-squad game at General Motors Place. Club raises \$134,250.25 for the American Red Cross Disaster Relief Fund in support of September 11th.

SEPTEMBER 21

1992: Play-by-play broadcaster Jim Robson is named to the Hockey Hall of Fame.

SEPTEMBER 23

1995: The Vancouver Canucks play their first pre-season game at General Motors Place. Jeff Brown scored the first goal in the new facility in the Canucks 4-3 win over the Mighty Ducks of Anaheim.

SEPTEMBER 25

2001: Canucks new mascot is officially named "Fin." The name was chosen from more than 2,000 fan entries.

SEPTEMBER 28

1995: Trevor Linden signs a multi-year deal.

SEPTEMBER 30

2008: Roberto Luongo is named the 12th captain in team history. He is the first goaltender in Canucks history to be named captain and the first goaltender in league history to be named captain since Montreal's Bill Durnan in 1947-48. Mattias Ohlund, Willie Mitchell and Ryan Kesler are named assistant captains.

OCTOBER

OCTOBER 2

2001: Canucks unveil their new "Third Jersey" at a downtown press conference. The new "Third Jersey" is predominantly a two-colour jersey with a strong deep red and deep blue, accented with silver. It is the second alternate jersey in team history.

OCTOBER 3

1997: Trevor Linden passes Canucks' captaincy on to Mark Messier while team is in Tokyo, Japan for "GAME ONE '97." Messier becomes 10th captain in team history.

OCTOBER 4 & 5

1997: "GAME ONE '97" The Vancouver Canucks play the Mighty Ducks of Anaheim in a two-game series at Yoyogi Arena in Tokyo, Japan. The two split the games by a score of 3-2 in each game. It marked the first NHL game in history to be played outside N. America. Scott Walker becomes the first player to score a NHL regular season goal outside N. America. Attendance is 10,500 (sellout) for both games.

OCTOBER 5

1989: Canucks open their 20th NHL campaign with a 4-1 setback to the Edmonton Oilers. Igor Larionov and Vladimir Krutov become the first Soviet players ever to appear in a Canuck uniform.

OCTOBER 6

2002: Introduced by royal trumpets while entering on a red carpet, Queen Elizabeth II drops the ceremonial first puck before an exhibition game between Vancouver and San Jose. The British monarch, who last attended a hockey game 51 years ago, drops the puck between Canucks captain Markus Naslund and Mike Ricci of the Sharks. The 76-year-old monarch, flanked by local minor hockey league players, is led to the centre of the rink – where she is joined by Wayne Gretzky, the NHL's all-time leading scorer, and executive director of the gold medal-winning 2002 Canadian Olympic Hockey Team. Also at centre ice are Cassie Campbell, captain of the Canadian women's Olympic team, Canucks and Team Canada defenceman Ed Jovanovski and Hall of Fame television broadcaster Howie Meeker. The Queen is visiting Vancouver with her husband, Prince Philip, Duke of Edinburgh, as part of a 12-day tour of Canada, celebrating the 50th anniversary of her rule.

OCTOBER 7

1989: Vladimir Krutov becomes the first Soviet player to score a goal in a Vancouver uniform. The goal is assisted by Igor Larionov. Vancouver beats Detroit 5-3.

OCTOBER 8

2000: With their comeback 5-4 victory at Tampa Bay, the Canucks become just the third club since 1983.84 (the season when the 5:00 overtime rule was introduced) to win a game in regulation in which it trailed by two or more goals with three or fewer minutes remaining.

OCTOBER 9

1970: Canucks play their first NHL game, losing 3-1 to the L.A. Kings at the Pacific Coliseum. Barry Wilkins scores the Canucks first goal at 2:14 of the third period against netminder Denis DeJordy. Attendance was 15,062.

1995: The Vancouver Canucks play the first regular season game at General Motors Place. The Canucks are defeated 5-3 by the Detroit Red Wings. Mike Ridley records the first regular season goal at General Motors Place. Kirk McLean plays in goal.

1999: In a pre-game ceremony, the Canucks unveil the 30 Greatest Canucks to celebrate the team's 30th year in the NHL.

2005: General Motors Place celebrates its tenth anniversary since the Canucks played their first regular season game at the venue.

2008: The Vancouver Canucks honour the memory of former Canucks defenceman Luc Bourdon, in a moving ceremony prior to the season opening game. Luc's family was present to witness a video tribute and moment of silence. Earlier the same day, the Canucks and members of Bourdon's family unveiled the Luc Bourdon Wall of Dreams, a living legacy to everyone in the Canucks family and salute to minor hockey. The Luc Bourdon Wall of Dreams contains 191 pucks representing BC Hockey membership – a visual salute to Luc and what he represented.

OCTOBER 10

2002: For the first time in Canucks history the club begins the regular season with a shutout victory. Dan Cloutier stopped all 19 shots in the 3-0 win at Calgary.

OCTOBER 11

1970: Canucks earn their first NHL victory in their second game, a 5-3 win at home over Toronto. Wayne Maki scores two goals in the game.

OCTOBER 14

1979: Edmonton's Wayne Gretzky scores his first NHL goal, against Canuck netminder Glen Hanlon, in a 4-4 tie at the Pacific Coliseum.

OCTOBER 20

1971: Canucks are blanked for the first time in club history, losing 7-0 in Minnesota.

OCTOBER 23

1998: Mark Messier scores the 600th goal of his NHL career at Florida at 12:58 of the third period against Florida's Kirk McLean.

OCTOBER 27

1971: Canucks play to their first ever NHL shutout, skating to a 0-0 tie at Maple Leaf Gardens in Toronto. Dunc Wilson stopped 34 Leafs shots while the Canucks fired 20 at Toronto netminder Bernie Parent.

OCTOBER 31

1991: Pavel Bure signs a multi-year contract and five days later plays in his first NHL game against Winnipeg.

NOVEMBER

NOVEMBER 1

1991: Kirk McLean is named NHL Player-of-the-Month for October after posting a 9-2-1 record and a 2.37 GAA. He is the first Canuck to receive the honour.

NOVEMBER 2

1999: Peter Schaefer is named NHL Rookie-of-the-Month for October. Schaefer recorded six goals and six assists in 13 games.

NOVEMBER 3

1991: The Canucks honour Stan Smyl by retiring his No. 12 jersey.

NOVEMBER 4

1974: Canucks trade Barry Wilkins, the scorer of Vancouver's first ever goal in the NHL, to Pittsburgh for defenceman Ab Demarco.

1997: Vancouver Canucks President and General Manager Pat Quinn is relieved of his duties after serving in his position for 10 years. Interim General Manager duties are divided by Senior Vice-President, Hockey Operations Steve Tambellini, Head Coach Mike Keenan and Assistant GM Mike Penny.

NOVEMBER 5

1970: Canucks record their first road victory, 4-1 at Buffalo. Canucks goalie Dunc Wilson stops the team's first penalty shot against Sabre Paul Andrea.

1987: Stan Smyl appears in his 684th game, passing Harold Snepsts as the Canucks' all-time leader in regular season appearances. The Canucks win 4-3 in Philadelphia.

NOVEMBER 8

1978: Dennis Kearns becomes first player in Canuck history to play in 500 games as Vancouver wins 6-4 in Detroit.

NOVEMBER 9

1995: Pavel Bure is checked by Steve Smith of the Chicago Blackhawks at the United Centre in Chicago. Bure tore his anterior cruciate ligament and misses the remainder of the season. Bure appeared in 15 games and recorded 6 goals and 7 assists. Pavel underwent arthroscopic anterior cruciate ligament reconstructive surgery at UBC Hospital seven days later.

NOVEMBER 12

1996: John McCaw agrees to purchase all shares in Orca Bay held by Arthur Griffiths.

NOVEMBER 13

1997: Head Coach Tom Renney and Assistant Coach Terry Bangen are relieved of their duties. Mike Keenan is hired as the 14th Canucks Head Coach in history.

NOVEMBER 14

1989: Brian Bradley scores at 17:12 of the first period against the Washington Capitals, registering the 5,000th goal in franchise history. The Capitals goaltender is Bob Mason.

1996: Mike Fountain becomes the 19th goaltender in NHL history to record a shutout in his first NHL game by defeating the New Jersey Devils 3-0 in New Jersey.

1996: Dave Babych plays in his 300th game as a Vancouver Canuck becoming only the third player in NHL history to appear in 300 games with three different teams. Babych's 300th game as a Canuck is played vs the New Jersey Devils in New Jersey.

NOVEMBER 16

1996: Gino Odjick becomes the Canucks all-time penalty minute leader after passing Garth Butcher's record of 1,668 in a Canucks uniform. The record was set in Montreal vs the Canadiens.

2004: Francesco Aquilini becomes a local ownership partner for John McCaw and the Vancouver Canucks, purchasing 50 percent of the hockey club and General Motors Place.

NOVEMBER 17

1988: Trevor Linden scores his first NHL hat trick, with three goals and one assist, in a 7-6 loss at Minnesota. Defenceman Harold Snepsts, who along with Stan Smyl is playing in his club record 11th season as a Canuck, becomes only the second Vancouver player to appear in 700 games.

NOVEMBER 19

1972: Bobby Schmautz strikes for a club record-tying four goals and becomes the first Canuck to record hat tricks in consecutive games. The Canucks defeat Buffalo 9-5.

1981: Harold Snepsts becomes third player in Canuck history to appear in 500 games. Vancouver defeats Detroit 8-3.

NOVEMBER 20

1983: Tony Tanti scores his 20th goal of the season in an 8-3 win over Los Angeles. He becomes the fastest Canuck to reach 20 goals, attaining the mark in 21 games.

NOVEMBER 22

1985: Stan Smyl scores his 200th career goal, becoming first player in Canucks history to achieve that milestone. Vancouver loses 6-5 to New Jersey.

NOVEMBER 23

2007: Roberto Luongo establishes a shutout streak stretching over five games from November 23 to December 2. The streak included three consecutive shutouts vs Chicago, Anaheim and Columbus. The Canucks netminder sets a new franchise record and surpasses his personal best record playing 210:34 without allowing a goal.

NOVEMBER 25

2002: Trevor Linden scores his 263rd goal in a Canucks uniform surpassing the club record held by Stan Smyl. Linden's goal on Manny Fernandez was scored short-handed in the third period of Vancouver's 2-1 win at Minnesota.

NOVEMBER 26

1986: Petri Skriko scores his third hat trick in eight days, leading the Canucks to a 5-3 win over Los Angeles. Skriko, named the NHL's Player-of-the-Week for Nov. 17-23, enjoys the hottest scoring period of any player in Canuck history, scoring 12 goals and 2 assists for 14 points in a span of five games.

NOVEMBER 30

2002: Canucks defeat Florida 5-2, extending their winning streak to 10 games. The club record includes five wins at home and on the road with the Canucks outscoring their opponents 41-20 during the 10 games.

DECEMBER

DECEMBER 2

2002: Goaltender Dan Cloutier is named NHL Player-of-the-Month for November. Cloutier becomes just the fourth Canuck to win the award. During the month of November, Cloutier posted an 11-1-0 record with a .920 save percentage and a 2.15 GAA.

DECEMBER 3

1996: Trevor Linden's "Iron man" streak of 482 consecutive regular season NHL games played comes to an end vs Philadelphia when Trevor suffers a grade-two medial collateral ligament sprain in his knee.

DECEMBER 4

1996: Jyrki Lumme passes Doug Lidster as the Canucks all-time leading scorer in defenceman when he scores a goal in the first period vs the Buffalo Sabres. The goal is Lumme's 66th goal as a Vancouver Canuck.

DECEMBER 5

1976: Canucks celebrate their 500th franchise game in the NHL with a 4-2 win over Chicago.

2007: Markus Naslund becomes the franchise's outright leader for points scored in a Canucks uniform with an assist at Chicago for a total of 725 points, surpassing the former record held by Trevor Linden (724). Naslund finished the season with a total of 756 points scored as a Canuck (346-410-756).

DECEMBER 7

1995: Orca Bay officially launch Orca Bay Online, a worldwide Internet web site (www.orcabay.com), providing the latest information on the Vancouver Canucks, the Vancouver Grizzlies, Winning Spirit retail stores and the Greater Vancouver Open.

DECEMBER 8

1987: Stan Smyl becomes first Canuck to appear in 700 regular season games. Vancouver drops a 3-2 decision to Minnesota.

DECEMBER 9

2005: The Canucks play host to the Ottawa Senators at General Motors Place in front of the 100th consecutive sell-out crowd. The sell-out streak dates back to November 14, 2002 and consists of 88 regular season games and 12 playoff games.

DECEMBER 12

1970: Orland Kurtenbach becomes first Canuck to tally three goals in a game in a 5-2 win over California.

DECEMBER 13

1992: Vancouver and Quebec play to a 3-3 overtime tie, ending Vancouver's club record nine-game home winning streak.

2001: Canucks winger Jarkko Ruutu is named to the 2002 Finnish Men's Olympic Hockey Team. Ruutu went on to play four games for Team Finland at the Winter Games.

DECEMBER 15

1970: Canucks defeat Philadelphia 3-2 for their sixth straight home victory, establishing a club record. Vancouver goes 10-3-2 in the first 15 home games of its existence.

2001: Canucks defenceman Ed Jovanovski is named to the 2002 Canadian Men's Olympic Hockey Team.

DECEMBER 16

1988: Goodwill ambassador Walter "Babe" Pratt, an original member of the Canuck organization and also a member of the Hockey Hall of Fame, passes away at the age of 72 while in attendance at a Canuck-Flames contest in the Pacific Coliseum.

DECEMBER 17

1997: Canucks draft choices Josh Holden, Brad Ference, Zenith Komarniski and Matt Cooke selected to Canadian National Junior Team.

2008: Trevor Linden's sweater is retired and the number 16 is raised to the rafters of GM Place joining Stan Smyl's number 12; the only two numbers retired in Canucks franchise history.

DECEMBER 18

1997: Arturs Irbe stops 38 shots in a 0-0 tie with the Sharks. Only the second scoreless tie in franchise history – last one: Oct. 27, 1971 at Toronto (Dunc Wilson).

2008: Canucks sign free-agent centre Mats Sundin.

DECEMBER 21

2005: Todd Bertuzzi and Ed Jovanovski are named to the 2006 Canadian Men's Olympic Team. Vancouver Canucks Vice-President and Assistant General Manager Steve Tambellini also joins the team as Director, Player Personnel. In addition, Canucks Assistant Medical Trainer Jon Sanderson is named to Team Canada's medical staff.

DECEMBER 22

2005: Jarkko Ruutu and Sami Salo are named to Team Finland for the 2006 Winter Olympics. They would go on to win silver medals.

2005: Markus Naslund, Mattias Ohlund, Daniel Sedin and Henrik Sedin are named to Team Sweden for the 2006 Winter Olympics. The Sedin twins and Ohlund would go on to help Sweden win the gold medal at the 2006 Winter Olympics in Torino, Italy.

1995: Alexander Mogilny records three goals in 2:55 to beat Tony Tanti's record of three goals in 6:46 set on January 7th, 1989 vs Pittsburgh. Mogilny records his goals at 16:45, 19:26 and 19:40 of the third period at Anaheim; Josef Beranek scores a goal at 17:49 of the third period to interrupt the three goals.

DECEMBER 26

1970: Andre Boudrias becomes the first Canuck to score a goal with Vancouver two men short, scoring against Tony Esposito of Chicago. The goal was also the 100th in team history. Chicago won 4-2.

1972: Don Tannahill becomes the first Vancouver rookie to score three goals in a single game in a 4-3 win over California.

1992: Petr Nedved is held pointless against Montreal, snapping his franchise record 15-game point streak. Nedved scored 15-9-24 over the 39 days.

DECEMBER 28

1976: In the first exhibition game versus a touring Soviet club, the Canucks shutout Moscow Spartak 2-0. Rick Blight scores both goals.

1991: Goaltender Kirk McLean records his 20th victory in a 3-2 win at San Jose, becoming the fastest Canuck goaltender to reach the 20-win mark.

2001: Canucks equipment manager Pat O'Neill surpasses the 1,500 game milestone after 20 years in professional hockey. O'Neill was recognized by the Professional Hockey Athletic Trainers Society and the Society of Professional Hockey Equipment Managers for his achievements. The Canucks held a pre-game ceremony on March 10th to acknowledge the accomplishment.

DECEMBER 29

1996: Canucks game vs San Jose Sharks is rescheduled due to extreme winter weather conditions. The previous cancellation of a Canucks game in Vancouver occurred on January 3rd, 1993 when the Canucks vs Tampa Bay game was cancelled due to extreme weather conditions.

DECEMBER 31

1996: The first Vancouver Canucks pay-per-view game is broadcast by Orca Bay. The game vs the Philadelphia Flyers is the first hockey game to be broadcast on pay-per-view in Canada and is the first of four games shown on pay-per-view.

MOLSON CUP WINNERS

Awarded annually to the player who receives the most game star selections during the season.

2008.09	Roberto Luongo	1996.97	Martin Gelinas	1985.86	Richard Brodeur
2007.08	Roberto Luongo	1995.96	Trevor Linden	1984.85	Richard Brodeur
2006.07	Roberto Luongo	1994.95	Kirk McLean	1983.84	Patrik Sundstrom
2005.06	Alex Auld	1993.94	Pavel Bure	1982.83	Thomas Gradin
2004.05	–	1992.93	Pavel Bure	1981.82	Richard Brodeur
2003.04	Dan Cloutier	1991.92	Pavel Bure	1980.81	Richard Brodeur
2002.03	Markus Naslund	1990.91	Trevor Linden	1979.80	Glen Hanlon
2001.02	Markus Naslund	1989.90	Kirk McLean	1978.79	Glen Hanlon
2000.01	Markus Naslund	1988.89	Trevor Linden	1977.78	Cesare Maniago
1999.00	Mark Messier	1987.88	Kirk McLean	1976.77	Cesare Maniago
1998.99	Garth Snow	1986.87	Petri Skriko	1975.76	Bobby Lalonde
1997.98	Pavel Bure				

CYCLONE TAYLOR TROPHY

The Canucks M.V.P. as selected by the fans.

2008.09	Ryan Kesler	1994.95	Trevor Linden	1981.82	Richard Brodeur
2007.08	Roberto Luongo	1993.94	Pavel Bure	1980.81	Richard Brodeur
2006.07	Roberto Luongo	1992.93	Pavel Bure	1979.80	Stan Smyl
2005.06	Alex Auld	1991.92	Kirk McLean	1978.79	Thomas Gradin,
2004.05	–	1990.91	Trevor Linden		Glen Hanlon
2003.04	Markus Naslund	1989.90	Kirk McLean	1977.78	Cesare Maniago
2002.03	Markus Naslund	1988.89	Trevor Linden	1976.77	Cesare Maniago
2001.02	Markus Naslund	1987.88	Tony Tanti	1975.76	Don Lever
2000.01	Markus Naslund	1986.87	Barry Pederson	1974.75	Gary Smith
1999.00	Mark Messier	1985.86	Stan Smyl	1973.74	Gary Smith
1998.99	Markus Naslund	1984.85	Richard Brodeur	1972.73	Orland Kurtenbach
1997.98	Pavel Bure	1983.84	Patrik Sundstrom	1971.72	Orland Kurtenbach
1996.97	Martin Gelinas	1982.83	Stan Smyl	1970.71	Orland Kurtenbach
1995.96	Trevor Linden				

CYRUS H. MCLEAN TROPHY

Awarded annually to the Canucks leading point scorer at the end of the season.

2008.09	Daniel Sedin & Henrik Sedin	1994.95	Pavel Bure	1981.82	Thomas Gradin
2007.08	Henrik Sedin	1993.94	Pavel Bure	1980.81	Thomas Gradin
2006.07	Daniel Sedin	1992.93	Pavel Bure	1979.80	Stan Smyl
2005.06	Markus Naslund	1991.92	Trevor Linden	1978.79	Ron Sedlbauer
2004.05	–	1990.91	Trevor Linden	1977.78	Mike Walton
2003.04	Markus Naslund	1989.90	Dan Quinn	1976.77	Rick Blight
2002.03	Markus Naslund	1988.89	Petri Skriko	1975.76	Dennis Ververgaert
2001.02	Markus Naslund	1987.88	Tony Tanti	1974.75	Andre Boudrias
2000.01	Markus Naslund	1986.87	Tony Tanti	1973.74	Andre Boudrias
1999.00	Markus Naslund	1985.86	Petri Skriko	1972.73	Bobby Schmautz
1998.99	Markus Naslund	1984.85	Patrik Sundstrom	1971.72	Andre Boudrias
1997.98	Pavel Bure	1983.84	Patrik Sundstrom		Orland Kurtenbach
1996.97	Alexander Mogilny	1982.83	Stan Smyl	1970.71	Andre Boudrias
1995.96	Alexander Mogilny				

BABE PRATT TROPHY

The Canucks most outstanding defenceman as chosen by the fans.

2008.09	Willie Mitchell	1995.96	Jyrki Lumme	1983.84	Rick Lanz
2007.08	Willie Mitchell	1994.95	Jeff Brown	1982.83	Doug Halward
2006.07	Kevin Bieksa	1993.94	Jyrki Lumme	1981.82	Harold Snepsts
2005.06	Mattias Ohlund	1992.93	Dana Murzyn	1980.81	Kevin McCarthy
2004.05	–	1991.92	Jyrki Lumme	1979.80	Harold Snepsts
2003.04	Mattias Ohlund	1990.91	Doug Lidster	1978.79	Harold Snepsts
2002.03	Ed Jovanovski	1989.90	Paul Reinhart	1977.78	Harold Snepsts
2001.02	Ed Jovanovski	1988.89	Paul Reinhart	1976.77	Dennis Kearns
2000.01	Ed Jovanovski	1987.88	Jim Benning	1975.76	Dennis Kearns
1999.00	Mattias Ohlund	1986.87	Doug Lidster	1974.75	Bob Dailey
1998.99	Adrian Aucoin	1985.86	Doug Lidster	1973.74	Jocelyn Guevremont
1997.98	Mattias Ohlund	1984.85	Doug Lidster	1972.73	Barry Wilkins
1996.97	Jyrki Lumme				

FRED J. HUME AWARD

Awarded annually to the unsung hero as selected by the Canucks Booster Club.

2008.09	Steve Bernier	1994.95	Martin Gelinas	1981.82	Lars Lindgren
2007.08	Alex Burrows	1993.94	John McIntyre	1980.81	Per-Olov Brasar
2006.07	Kevin Bieksa	1992.93	Cliff Ronning	1979.80	Kevin McCarthy
2005.06	Jarkko Ruutu	1991.92	Garry Valk	1978.79	Harold Snepsts
2004.05	–	1990.91	Steve Bozek	1977.78	Hilliard Graves
2003.04	Brent Sopel	1989.90	Steve Bozek	1976.77	Hilliard Graves
2002.03	Matt Cooke	1988.89	Rich Sutter	1975.76	Mike Robitaille
2001.02	Scott Lachance	1987.88	Rich Sutter	1974.75	Garry Monahan
2000.01	Murray Baron	1986.87	Garth Butcher	1973.74	Don Lever
1999.00	Andrew Cassels	1985.86	Brent Peterson	1972.73	Dennis Kearns
1998.99	Adrian Aucoin	1984.85	Doug Lidster	1971.72	Ron Ward
1997.98	Brian Noonan	1983.84	Jiri Bubla	1970.71	Barry Wilkins
1996.97	Mike Sillinger	1982.83	Doug Halward		
1995.96	Martin Gelinas				

MOST EXCITING PLAYER

2008.09	Alex Burrows	1988.89	Trevor Linden
2007.08	Alex Burrows	1987.88	Tony Tanti
2006.07	Roberto Luongo	1986.87	Tony Tanti
2005.06	Anson Carter	1985.86	Tony Tanti
2004.05	–	1984.85	Tony Tanti
2003.04	Todd Bertuzzi	1983.84	Tony Tanti
2002.03	Todd Bertuzzi	1982.83	Darcy Rota
2001.02	Todd Bertuzzi	1981.82	Thomas Gradin
2000.01	Markus Naslund	1980.81	Tiger Williams
1999.00	Todd Bertuzzi	1979.80	Stan Smyl
1998.99	Markus Naslund	1978.79	Thomas Gradin
1997.98	Pavel Bure	1977.78	Hilliard Graves
1996.97	Martin Gelinas	1976.77	Bobby Lalonde
1995.96	Alexander Mogilny	1975.76	Bobby Lalonde
1994.95	Pavel Bure	1974.75	Bobby Lalonde
1993.94	Pavel Bure	1973.74	Don Lever
1992.93	Pavel Bure	1972.73	Bobby Schmautz
1991.92	Pavel Bure	1971.72	Andre Boudrias
1990.91	Trevor Linden	1970.71	Andre Boudrias
1989.90	Brian Bradley		

NHL AWARDS

Scotia Bank Fan Fav Award
2009 Roberto Luongo
Jack Adams Award
2007 Alain Vigneault
1992 Pat Quinn
Lester B. Pearson
2003 Markus Naslund
King Clancy Award
1997 Trevor Linden
Calder Trophy
1992 Pavel Bure
Bud Light/NHL Man-of-the-Year
1992 Ryan Walter

NHL ALL-STARS

ALL-STARS

G	Roberto Luongo	First Team	2007	G	Corey Hirsch	All-Rookie Team	1996
LW	Markus Naslund	First Team	2004	RW	Pavel Bure	First Team	1994
LW	Markus Naslund	First Team	2003	G	Kirk McLean	Second Team	1992
RW	Todd Bertuzzi	First Team	2003	C	Trevor Linden	All-Rookie Team	1989
LW	Markus Naslund	First Team	2002	RW	Jim Sandlak	All-Rookie Team	1987
D	Mattias Ohlund	All-Rookie Team	1998				
RW	Alex Mogilny	Second Team	1996				

ALL-STAR GAME REPRESENTATIVES

2009	Roberto Luongo	2001	Markus Naslund	1988	Greg Adams
2008	Henrik Sedin		Ed Jovanovski	1987	Rendez-Vous (no game)
	Roberto Luongo (Voted a starter – unable to attend)	2000	Mark Messier	1986	Tony Tanti
2007	Roberto Luongo (Voted a starter)	1999	Markus Naslund	1985	Thomas Gradin
2006	No All-Star Game		Mattias Ohlund	1984	Darcy Rota, (replaced Tony Tanti)
2005	No All-Star Game	1998	Pavel Bure	1983	John Garrett (replaced Richard Brodeur)
2004	Markus Naslund		Mark Messier	1982	Harold Snepsts
	Todd Bertuzzi (Voted a starter)	1997	Pavel Bure	1981	Tiger Williams, Kevin McCarthy (vote)
	(Western Conference Team Captain)	1996	Alexander Mogilny	1980	Lars Lindgren
	Marc Crawford (Assistant Coach)		Pavel Bure	1979	Challenge Cup (no game)
2003	Markus Naslund		(fan vote, could not play due to injury)	1978	Dennis Ververgaert
	Todd Bertuzzi	1995	No All-Star Game	1977	Harold Snepsts
	Ed Jovanovski	1994	Pavel Bure (fan vote)	1976	Dennis Ververgaert
	(Marc Crawford, first Canucks Head Coach named to coach All-Star Team)	1993	Pavel Bure (fan vote)	1975	Gary Smith, Tracy Pratt
2002	Markus Naslund	1992	Trevor Linden, Kirk McLean	1974	Bobby Schmautz, Jocelyn Gueuremont
	Ed Jovanovski	1991	Trevor Linden	1973	Bobby Schmautz
		1990	Kirk McLean	1972	Dale Tallon
		1989	Paul Reinhart	1971	Dale Tallon

REGULAR SEASON

MONTHLY RECORDS

SEASON	OCT	NOV	DEC	JAN	FEB	MAR	APR	MAY
1970.71	3-6-2	6-7-1	5-7-0	1-10-2	3-7-1	5-8-2	1-1-0	
1971.72	4-7-2	3-7-2	2-8-0	5-6-1	2-12-1	3-10-2	1-0-0	
1972.73	3-7-1	5-7-1	3-7-4	3-9-1	2-11-1	6-6-1	DNP	
1973.74	4-3-1	1-9-3	3-8-2	4-9-1	5-5-3	5-8-1	2-1-0	
1974.75	5-3-2	10-3-2	5-4-1	3-10-0	5-5-1	5-7-4	3-0-0	
1975.76	3-6-2	5-5-3	5-4-1	5-5-4	7-7-1	6-5-4	2-0-0	
1976.77	4-7-1	2-10-1	4-9-1	5-6-2	3-7-2	6-2-6	1-1-0	
1977.78	3-3-2	3-7-3	4-5-4	4-7-3	2-9-2	3-11-2	1-1-1	
1978.79	4-5-1	5-8-1	4-8-1	4-6-4	2-6-3	5-9-1	1-0-2	
1979.80	4-3-3	6-5-3	4-8-1	1-11-1	4-5-3	5-5-5	3-0-0	
1980.81	6-3-1	7-4-4	4-4-5	3-5-5	2-9-2	6-5-2	0-2-1	
1981.82	4-5-3	7-5-1	3-7-4	3-7-3	7-3-3	4-6-3	2-0-0	
1982.83	4-6-2	5-5-4	4-6-2	4-7-2	4-7-1	9-4-3	0-0-1	
1983.84	5-6-1	6-6-1	4-8-2	4-8-2	7-7-1	6-4-2	DNP	
1984.85	1-10-0	3-9-2	4-6-3	5-7-2	5-5-1	7-7-0	0-2-1	
1985.86	5-4-2	4-9-1	4-8-1	3-6-3	2-7-2	4-7-4	1-3-0	
1986.87	2-7-1	5-8-1	4-8-1	4-8-3	4-7-2	7-5-0	3-0-0	
1987.88	2-6-1	6-7-1	4-8-3	4-9-2	5-8-0	3-8-2	1-0-0	
1988.89	5-5-2	6-7-3	4-7-0	5-6-2	8-5-0	5-7-1	0-2-0	
1989.90	7-5-1	2-7-3	3-7-4	2-11-1	6-6-2	5-5-3	DNP	
1990.91	6-6-0	6-6-2	5-9-1	2-9-2	5-6-2	4-7-2	DNP	
1991.92	9-3-1	7-4-2	6-4-3	7-3-1	5-6-2	7-5-2	1-1-1	
1992.93	5-4-1	9-5-1	9-1-1	6-4-5	6-5-0	5-8-1	6-2-0	
1993.94	7-3-0	7-7-0	5-8-0	6-5-2	5-5-1	8-8-0	3-4-0	
1994.95	-	-	-	1-3-1	4-4-5	6-6-2	7-5-3	0-0-1
1995.96	4-4-2	2-7-5	6-4-3	5-5-2	7-4-3	6-8-0	2-3-0	
1996.97	5-5-0	8-5-0	3-9-1	8-4-1	4-9-0	4-8-3	3-0-2	
1997.98	3-8-2	6-6-1	2-9-3	3-9-2	4-1-1	4-6-4	3-4-1	
1998.99	4-4-1	5-9-0	4-6-3	3-6-2	3-8-3	3-9-2	1-5-1	
1999.00	7-3-2 (1)	3-5-4	2-6-1 (2)	3-5-3 (3)	6-5-2	7-4-2 (2)	2-1-1	
2000.01	6-2-2 (1)	7-6-1 (1)	6-3-1 (2)	8-7-0	6-3-1 (1)	2-4-6 (2)	1-3-0	
2001.02	4-8-1	7-7-2	5-7-1	10-2-1 (1)	2-1-1 (2)	9-5-0	5-0-1	
2002.03	3-4-4	12-1-0	7-6-1	7-5-2	9-1-2	7-5-3 (1)	0-1-1	
2003.04	7-2-2	7-4-1 (2)	7-3-3	9-5-1	5-5-0 (2)	6-5-3 (1)	2-0-0	
2004.05	-	-	-	-	-	-	-	
2005.06	8-2-2	8-6-0	5-4-3	9-6-0	4-3-0	6-7-2	2-4-1	
2006.07	7-5-1	5-8-0	8-5-0	8-1-3	8-3-1	11-2-2	2-2-0	
2007.08	5-7-0	9-2-2	8-5-2	4-7-1	6-1-5	7-8-0	0-3-0	
2008.09	6-5-0	8-3-2	6-7-1	2-5-5	9-2-0	11-3-1	3-2-1	

SEASON

OPENERS

SEASON	DATE	RESULT	HOME		VISITOR	
2008.09	Oct. 9	Win	Vancouver	6	Calgary	0
2007.08	Oct. 5	Loss	Vancouver	1	San Jose	3
2006.07	Oct. 5	Win	Detroit	1	Vancouver	3
2005.06	Oct. 5	Win	Vancouver	3	Phoenix	2
2004.05	-	-	-	-	-	-
2003.04	Oct. 9	Win	Vancouver	4	Calgary	1
2002.03	Oct. 10	Win	Calgary	0	Vancouver	3
2001.02	Oct. 4	Loss	Vancouver	4	Chicago	5
2000.01	Oct. 5	Loss	Philadelphia	6	Vancouver	3
1999.00	Oct. 2	Win	Vancouver	2	NY Rangers	1
1998.99	Oct. 12	Win	Vancouver	4	Los Angeles	2
1997.98	Oct. 4	Win	Vancouver	3	Anaheim	2 (Game played in Tokyo)
1996.97	Oct. 5	Win	Vancouver	3	Calgary	1
1995.96	Oct. 9	Loss	Vancouver	3	Detroit	5 (First game at GM Place)
1994.95	Jan. 20	Tie	Vancouver	1	Dallas	1
1993.94	Oct. 6	Win	Los Angeles	2	Vancouver	5
1992.93	Oct. 6	Win	Edmonton	4	Vancouver	5
1991.92	Oct. 4	Win	Vancouver	4	San Jose	3
1990.91	Oct. 4	Loss	Calgary	3	Vancouver	2 OT
1989.90	Oct. 5	Loss	Vancouver	1	Edmonton	4
1988.89	Oct. 6	Tie	Vancouver	2	Winnipeg	2
1987.88	Oct. 8	Win	Vancouver	8	St. Louis	2
1986.87	Oct. 11	Win	Vancouver	4	St. Louis	3
1985.86	Oct. 10	Win	Los Angeles	5	Vancouver	6
1984.85	Oct. 11	Loss	Vancouver	2	Quebec	5
1983.84	Oct. 5	Loss	Vancouver	3	Calgary	5
1982.83	Oct. 5	Win	Vancouver	2	NY Islanders	1
1981.82	Oct. 6	Win	Vancouver	4	Colorado	2
1980.81	Oct. 10	Win	Vancouver	5	Detroit	3
1979.80	Oct. 9	Loss	Vancouver	2	St. Louis	5
1978.79	Oct. 11	Win	Vancouver	8	Colorado	2
1977.78	Oct. 12	Loss	NY Rangers	6	Vancouver	3
1976.77	Oct. 6	Loss	Pittsburgh	9	Vancouver	5
1975.76	Oct. 8	Win	Minnesota	2	Vancouver	3
1974.75	Oct. 9	Tie	Vancouver	3	Atlanta	3
1973.74	Oct. 10	Loss	Boston	6	Vancouver	4
1972.73	Oct. 7	Win	Vancouver	3	California	2
1971.72	Oct. 8	Loss	Vancouver	2	Toronto	3
1970.71	Oct. 9	Loss	Vancouver	1	Los Angeles	3

HOME OPENERS

Season	R	Home	Visitor	
2008.09	W	Vancouver	6	Calgary
2007.08	L	Vancouver	1	San Jose
2006.07	L	Vancouver	4	San Jose
2005.06	W	Vancouver	3	Phoenix
2004.05	-	-	-	-
2003.04	W	Vancouver	4	Calgary
2002.03	W	Vancouver	5	San Jose
2001.02	L	Vancouver	4	Chicago
2000.01	L	Vancouver	2	Colorado
1999.00	W	Vancouver	2	NY Rangers
1998.99	W	Vancouver	4	Los Angeles
1997.98	W	Vancouver	3	Anaheim
1996.97	W	Vancouver	3	Calgary
1995.96	L	Vancouver	3	Detroit
1994.95	T	Vancouver	1	Dallas
1993.94	L	Vancouver	1	Calgary
1992.93	W	Vancouver	5	Edmonton
1991.92	W	Vancouver	4	San Jose
1990.91	L	Vancouver	2	Los Angeles
1989.90	L	Vancouver	1	Edmonton
1988.89	T	Vancouver	2	Winnipeg
1987.88	W	Vancouver	8	St. Louis
1986.87	W	Vancouver	4	St. Louis
1985.86	L	Vancouver	3	St. Louis
1984.85	L	Vancouver	2	Quebec
1983.84	L	Vancouver	3	Calgary
1982.83	W	Vancouver	2	NY Islanders
1981.82	W	Vancouver	4	Colorado
1980.81	W	Vancouver	5	Detroit
1979.80	L	Vancouver	2	St. Louis
1978.79	W	Vancouver	8	Colorado
1977.78	W	Vancouver	3	Detroit
1976.77	W	Vancouver	4	Washington
1975.76	W	Vancouver	7	Washington
1974.75	T	Vancouver	3	Atlanta
1973.74	W	Vancouver	2	Philadelphia
1972.73	W	Vancouver	3	California
1971.72	L	Vancouver	2	Toronto
1970.71	L	Vancouver	1	Los Angeles

ROAD OPENERS

Season	R	Home	Visitor	
2008.09	W	Calgary	4	Vancouver
2007.08	W	Calgary	3	Vancouver
2006.07	W	Detroit	1	Vancouver
2005.06	O	Edmonton	4	Vancouver
2004.05	-	-	-	-
2003.04	L	Columbus	3	Vancouver
2002.03	W	Calgary	0	Vancouver
2001.02	L	Colorado	5	Vancouver
2000.01	L	Philadelphia	6	Vancouver
1999.00	T	Calgary	4	Vancouver
1998.99	L	Carolina	3	Vancouver
1997.98	L	Anaheim	3	Vancouver
1996.97	L	Edmonton	2	Vancouver
1995.96	T	Los Angeles	7	Vancouver
1994.95	L	Detroit	6	Vancouver
1993.94	W	Los Angeles	2	Vancouver
1992.93	W	Edmonton	4	Vancouver
1991.92	W	San Jose	2	Vancouver
1990.91	L	Calgary	3	Vancouver
1989.90	W	Edmonton	2	Vancouver
1988.89	W	Edmonton	2	Vancouver
1987.88	W	Los Angeles	2	Vancouver
1986.87	L	New Jersey	3	Vancouver
1985.86	W	Los Angeles	5	Vancouver
1984.85	W	Los Angeles	5	Vancouver
1983.84	L	St. Louis	3	Vancouver
1982.83	T	Los Angeles	3	Vancouver
1981.82	T	Calgary	1	Vancouver
1980.81	L	Chicago	4	Vancouver
1979.80	T	Edmonton	4	Vancouver
1978.79	T	Chicago	3	Vancouver
1977.78	L	NY Rangers	6	Vancouver
1976.77	L	Pittsburgh	9	Vancouver
1975.76	W	Minnesota	2	Vancouver
1974.75	W	St. Louis	4	Vancouver
1973.74	L	Boston	6	Vancouver
1972.73	L	NY Rangers	5	Vancouver
1971.72	W	California	6	Vancouver
1970.71	L	St. Louis	4	Vancouver

SEASON BY SEASON RECORDS

PLAYOFFS

Season	GP	W	L	T	GF	GA	PTS	Div Finish	GP	W	L	GF	GA
1970.71	78	24	46	8	229	296	56	6th	—	—	—	—	—
1971.72	78	20	50	8	203	297	48	7th	—	—	—	—	—
1972.73	78	22	47	9	233	339	51	7th	—	—	—	—	—
1973.74	78	24	43	11	224	296	59	7th	—	—	—	—	—
1974.75	80	38	32	10	271	254	86	1st	5	1	4	9	20
1975.76	80	33	32	15	271	272	81	2nd	2	0	2	4	8
1976.77	80	25	42	13	235	294	63	4th	—	—	—	—	—
1977.78	80	20	43	17	239	320	57	3rd	—	—	—	—	—
1978.79	80	25	42	13	217	291	63	2nd	3	1	2	9	15
1979.80	80	27	37	16	256	281	70	3rd	4	1	3	7	15
1980.81	80	28	32	20	289	301	76	3rd	3	0	3	7	13
1981.82	80	30	33	17	290	286	77	2nd	17	11	6	57	50
1982.83	80	30	35	15	303	309	75	3rd	4	1	3	14	17
1983.84	80	32	39	9	306	328	73	3rd	4	1	3	13	14
1984.85	80	25	46	9	284	401	59	5th	—	—	—	—	—
1985.86	80	23	44	13	282	333	59	4th	3	0	3	5	17
1986.87	80	29	43	8	282	314	66	5th	—	—	—	—	—
1987.88	80	25	46	9	272	320	59	5th	—	—	—	—	—
1988.89	80	33	39	8	251	253	74	4th	7	3	4	20	26
1989.90	80	25	41	14	245	306	64	5th	—	—	—	—	—
1990.91	80	28	43	9	243	315	65	4th	6	2	4	17	25
1991.92	80	42	26	12	285	250	96	1st	13	6	7	44	35
1992.93	84	46	29	9	346	278	101	1st	12	6	6	46	43
1993.94	84	41	40	3	279	276	85	2nd	24	15	9	76	61
1994.95	84	18	18	12	153	148	48	2nd	11	4	7	33	38
1995.96	82	32	35	15	278	278	79	2nd	6	2	4	17	24
1996.97	82	35	40	7	257	273	77	4th	—	—	—	—	—
1997.98	82	25	43	14	224	273	46	7th	—	—	—	—	—
1998.99	82	23	47	12	192	258	58	4th	—	—	—	—	—
1999.00	82	30	29	15(8)	227	237	83	3rd	—	—	—	—	—
2000.01	82	36	28	11(7)	239	238	90	3rd	4	0	4	9	16
2001.02	82	42	30	7(3)	254	211	94	2nd	4	2	4	16	22
2002.03	82	45	23	13(1)	264	208	104	2nd	14	7	7	34	47
2003.04	82	43	24	10(5)	235	194	101	1st	7	3	4	16	19
2004.05	—	—	—	—	—	—	—	—	—	—	—	—	—
2005.06	82	42	32	8	256	255	92	4th	—	—	—	—	—
2006.07	82	49	26	7	222	201	105	1st	12	5	7	21	26
2007.08	82	39	33	10	213	215	88	5th	—	—	—	—	—
2008.09	82	45	27	10	243	213	100	1st	10	6	4	30	28

HOME

ROAD

Season	GP	W	L	T	GF	GA	PTS	PCT	GP	W	L	T	GF	GA	PTS	PCT
1970.71	39	17	18	4	136	132	38	.487	39	7	28	4	93	164	18	.231
1971.72	39	14	20	5	120	133	33	.423	39	6	30	3	83	164	15	.192
1972.73	39	17	18	4	133	143	38	.487	39	5	29	5	100	196	15	.192
1973.74	39	14	18	7	120	124	35	.449	39	10	25	4	104	172	24	.308
1974.75	40	23	12	5	145	106	51	.638	40	15	20	5	126	148	35	.438
1975.76	40	22	11	7	151	115	51	.638	40	11	21	8	120	157	30	.375
1976.77	40	13	21	6	119	138	32	.400	40	12	21	7	116	156	31	.388
1977.78	40	13	15	12	127	139	38	.475	40	7	28	6	112	181	19	.238
1978.79	40	15	18	7	113	126	37	.463	40	10	24	6	104	164	26	.325
1979.80	40	14	17	9	133	144	37	.463	40	13	20	7	123	137	33	.413
1980.81	40	17	12	11	157	149	45	.563	40	11	20	9	132	152	31	.388
1981.82	40	20	8	12	170	125	52	.650	40	10	25	5	120	161	25	.313
1982.83	40	20	12	8	173	145	48	.600	40	10	23	7	130	164	27	.338
1983.84	40	20	16	4	166	158	44	.550	40	12	23	5	140	170	29	.363
1984.85	40	15	21	4	155	187	34	.425	40	10	25	5	129	214	25	.313
1985.86	40	17	18	5	154	155	39	.488	40	6	26	8	128	178	20	.250
1986.87	40	17	19	4	157	159	38	.475	40	12	24	4	125	155	28	.350
1987.88	40	15	20	5	141	145	35	.438	40	10	26	4	131	175	24	.300
1988.89	40	19	15	6	122	111	44	.550	40	14	24	2	129	142	30	.374
1989.90	40	13	16	11	129	144	37	.463	40	12	25	3	116	162	27	.338
1990.91	40	18	17	5	127	130	41	.513	40	10	26	4	116	185	24	.300
1991.92	40	23	10	7	158	116	53	.663	40	19	16	5	127	134	43	.538
1992.93	42	27	11	4	195	124	58	.690	42	19	18	5	151	154	43	.512
1993.94	42	20	19	3	133	135	43	.512	42	21	21	0	146	141	42	.500
1994.95	24	10	8	6	83	70	26	.542	24	8	10	6	70	78	22	.458
1995.96	41	15	19	7	146	142	37	.451	41	17	16	8	132	136	42	.512
1996.97	41	20	17	4	126	123	44	.537	41	15	23	3	131	150	33	.402
1997.98	41	15	22	4	110	131	34	.415	41	10	21	10	114	142	30	.366
1998.99	41	14	21	6	95	111	34	.415	41	9	26	6	97	147	24	.293
1999.00	41	16	14	5(6)	123	123	43	.451	41	14	15	10(2)	104	114	40	.463
2000.01	41	21	12	5(3)	124	113	50	.573	41	15	16	6(4)	115	125	40	.439
2001.02	41	24	11	5(2)	139	100	55	.646	41	18	19	2(1)	115	111	39	.463
2002.03	41	22	13	6(0)	135	104	50	.610	41	23	10	7(1)	115	104	54	.646
2003.04	41	21	13	7(0)	118	102	49	.598	41	22	11	3(5)	117	92	52	.573
2004.05	—	—	—	—	—	—	—	—	—	—	—	—	—	—	—	—
2005.06	41	25	10	6	146	123	56	.683	41	17	22	2	110	132	36	.439
2006.07	41	26	11	4	113	103	56	.683	41	23	15	3	109	98	49	.598
2007.08	41	21	15	5	114	103	47	.573	41	18	18	5	99	112	41	.500
2008.09	41	24	12	5	129	97	53	.646	41	21	15	5	114	116	47	.573

REGULAR SEASON

PLAYOFFS

Rk	Coach	GC	W	L	T/OT*	PCT	GC	W	L	PCT
1	Marc Crawford	529	246	197	62(32)*	.554	31	12	19	.387
2	Harry Neale	407	142	189	76	.442	14	3	11	.214
3	Pat Quinn	280	141	11	28	.553	61	31	30	.508
4	Alain Vigneault	246	133	86	27	.596	22	11	11	.500
5	Bob McCammon	293	102	155	36	.409	7	3	4	.428
6	Phil Maloney	232	95	105	32	.478	7	1	6	.142
7	Tom Watt	160	52	87	21	.391	3	0	3	.000
8	Roger Neilson	133	51	61	21	.462	21	12	9	.571
9	Rick Ley	121	47	48	26	.496	11	4	7	.364
10	Hal Laycoe	156	44	96	16	.333	–	–	–	–
11	Tom Renney	101	39	53	9	.386	–	–	–	–
12	Orland Kurtenbach	125	36	62	27	.396	–	–	–	–
13	Mike Keenan	108	36	54	18	.416	–	–	–	–
14	Vic Stasiuk	78	22	47	9	.340	–	–	–	–
15	Bill McCreary	41	9	25	7	.304	–	–	–	–
16	Bill LaForge	20	4	14	2	.250	–	–	–	–

(*Bracket shows Regulation Ties)

REGULAR SEASON

PLAYOFFS

Year	Coach	GC	W	L	T/OT	PTS	PCT	GC	W	L	PCT
2008.09	Alain Vigneault	82	45	27	10	100	.610	10	6	4	.600
2007.08	Alain Vigneault	82	39	33	10	88	.537	—	—	—	—
2006.07	Alain Vigneault	82	49	26	7	105	.640	12	5	7	.417
2005.06	Marc Crawford	82	42	32	8	92	.561	—	—	—	—
2004.05	Marc Crawford	—	—	—	—	—	—	—	—	—	—
2003.04	Marc Crawford	82	43	24	10(5)	101	.585	7	3	4	.428
2002.03	Marc Crawford	82	45	23	13(1)	104	.628	14	7	7	.500
2001.02	Marc Crawford	82	42	30	7(3)	94	.554	6	2	4	.333
2000.01	Marc Crawford	82	36	35	11(7)	90	.506	4	0	4	.000
1999.00	Marc Crawford	82	30	37	15(8)	83	.457	—	—	—	—
1998.99	Marc Crawford	37	8	23	6	22	.297	—	—	—	—
	Mike Keenan	45	15	24	6	36	.400	—	—	—	—
1997.98	Mike Keenan	63	21	30	12	54	.429	—	—	—	—
	Tom Renney	19	4	13	2	10	.263	—	—	—	—
1996.97	Tom Renney	82	35	40	7	77	.470	—	—	—	—
1995.96	Pat Quinn	6	3	3	0	6	.500	6	2	4	.333
	Rick Ley	76	29	32	15	73	.480	—	—	—	—
1994.95	Rick Ley	45	18	16	11	47	.522	11	4	7	.364
1993.94	Pat Quinn	84	41	40	3	85	.506	24	15	9	.625
1992.93	Pat Quinn	84	46	29	9	101	.601	12	6	6	.500
1991.92	Pat Quinn	80	42	26	12	96	.600	13	6	7	.461
1990.91	Pat Quinn	26	9	13	4	22	.423	6	2	4	.333
	Bob McCammon	54	19	30	5	43	.398	—	—	—	—
1989.90	Bob McCammon	80	25	41	14	64	.400	—	—	—	—
1988.89	Bob McCammon	80	33	39	8	74	.462	7	3	4	.428
1987.88	Bob McCammon	80	25	46	9	59	.368	—	—	—	—
1986.87	Tom Watt	80	29	43	8	66	.413	—	—	—	—
1985.86	Tom Watt	80	23	44	13	59	.369	3	0	3	.000
1984.85	Harry Neale	60	21	32	7	49	.408	—	—	—	—
	Bill LaForte	20	4	14	2	10	.250	—	—	—	—
1983.84	Harry Neale	32	15	13	4	34	.531	4	1	3	.250
	Roger Neilson	48	17	26	5	39	.405	—	—	—	—
1982.83	Roger Neilson	80	30	35	14	75	.469	4	1	3	.250
1981.82	Roger Neilson	5	4	0	1	9	.900	17	11	6	.647
	Harry Neale	75	26	33	16	68	.481	—	—	—	—
1980.81	Harry Neale	80	28	32	20	76	.475	3	0	3	.000
1979.80	Harry Neale	80	27	37	16	70	.481	4	1	3	.250
1978.79	Harry Neale	80	25	42	13	63	.394	3	1	2	.333
1977.78	Orland Kurtenbach	80	20	43	17	57	.356	—	—	—	—
1976.77	Orland Kurtenbach	45	16	19	10	42	.467	—	—	—	—
	Phil Maloney	35	9	23	3	21	.300	—	—	—	—
1975.76	Phil Maloney	80	33	32	15	81	.506	2	0	2	.000
1974.75	Phil Maloney	80	38	32	10	86	.538	5	1	4	.200
1973.74	Phil Maloney	37	15	18	4	34	.460	—	—	—	—
	Bill McCreary	41	9	25	7	25	.304	—	—	—	—
1972.73	Vic Stasiuk	78	22	47	9	51	.340	—	—	—	—
1971.72	Hal Laycoe	78	20	50	8	48	.308	—	—	—	—
1970.71	Hal Laycoe	78	24	46	8	56	.359	—	—	—	—

GENERAL MANAGERS HISTORY

YEAR	GM
1970.71 to 1972.73	Norman Robert Poile
1973.74	Hal Laycoe
1974.75 to 1976.77	Phil Maloney
1977.78 to 1981.82	Jake Milford
1982.83 to 1984.85	Harry Neale
1985.86 to 1986.87	Jack Gordon
1987.88 to 1997.98	Pat Quinn
1998.99 to 2003.04	Brian Burke
2004.05 to 2007.08	Dave Nonis
2008.09 to	Mike Gillis

CANUCKS CAPTAINS

YEAR	CAPTAIN
1970.71	Orland Kurtenbach
1971.72	Orland Kurtenbach
1972.73	Orland Kurtenbach
1973.74	Orland Kurtenbach
1974.75	Alternates only
1975.76	Andre Boudrias
1976.77	Chris Oddleifson
1977.78	Don Lever
1978.79	Don Lever, Kevin McCarthy
1979.80	Kevin McCarthy
1980.81	Kevin McCarthy
1981.82	Kevin McCarthy
1982.83	Stan Smyl
1983.84	Stan Smyl
1984.85	Stan Smyl
1985.86	Stan Smyl
1986.87	Stan Smyl
1987.88	Stan Smyl
1988.89	Stan Smyl
1989.90	Stan Smyl

YEAR	CAPTAIN
1990.91	Trevor Linden, Doug Lidster, Dan Quinn
1991.92	Trevor Linden
1992.93	Trevor Linden
1993.94	Trevor Linden
1994.95	Trevor Linden
1995.96	Trevor Linden
1996.97	Trevor Linden
1997.98	Mark Messier
1998.99	Mark Messier
1999.00	Mark Messier
2000.01	Markus Naslund
2001.02	Markus Naslund
2002.03	Markus Naslund
2003.04	Markus Naslund
2004.05	Markus Naslund
2005.06	Markus Naslund
2006.07	Markus Naslund
2007.08	Markus Naslund
2008.09	Roberto Luongo

ATTENDANCE RECORDS

SEASON	TOTAL	GAMES	AVERAGE
1970.71	598,591	39	15,577
1971.72	596,078	39	15,284
1972.73	619,726	39	15,890
1973.74	613,420	39	15,729
1974.75	625,203	40	15,630
1975.76	631,907	40	15,798
1976.77	621,890	40	15,547
1977.78	604,924	40	15,123
1978.79	544,893	40	13,622
1979.80	571,723	40	14,293
1980.81	581,350	40	14,534
1981.82	514,305	40	12,858
1982.83	568,240	40	14,206
1983.84	545,059	40	13,626
1984.85	445,872	40	11,147
1985.86	417,823	40	10,446
1986.87	416,252	40	10,406
1987.88	440,095	40	11,002
1988.89	550,280	40	13,772
1989.90	616,715	40	15,417

SEASON	TOTAL	GAMES	AVERAGE
1990.91	606,036	40	15,150
1991.92	630,755	40	15,768
1992.93	632,138	41	15,418
1993.94	624,272	41	15,226
1994.95	334,379	24	13,932
1995.96	729,629	41	17,795
1996.97	710,136	41	17,320
1997.98	684,748	40	17,119
1998.99	647,913	41	15,803
1999.00	600,612	41	14,649
2000.01	697,717	41	17,017
2001.02	726,226	41	17,713
2002.03	754,247	41	18,396
2003.04	763,830	41	18,630
2004.05	—	—	—
2005.06	763,830	41	18,630
2006.07	763,830	41	18,630
2007.08	763,830	41	18,630
2008.09	763,830	41	18,630*

*Through the 2008.09 season, Vancouver held a streak of 256 (261 including Playoffs) consecutive sell-outs.

REGULAR SEASON RECORD

IN OVERTIME GAMES

OVERALL RECORD: 90-62-230*

HOME RECORD: 47-28-119

ROAD RECORD: 43-34-111

Year	Goal Scorer	Date	Time	Score	Opponent	Goalie
1983.84 (3-4-9)	Patrik Sundstrom	Oct. 28	1:03	5-4	vs Hartford	Greg Millen
	Eddie Beers	Oct. 30	4:02	3-4	@ Calgary	Richard Brodeur
	Bengt Gustafsson	Nov. 4	1:01	4-5	@ Washington	Richard Brodeur
	Marcel Dionne	Dec. 26	1:00	4-5	vs Los Angeles	Frank Caprice
	Doug Risebrough	Feb. 23	3:33	2-3	@ Calgary	Frank Caprice
1984.85 (7-1-9)	Rick Lanz	Mar. 9	2:18	4-3	vs Chicago	Murray Bannerman
	Tony Tanti	Mar. 23	3:16	4-3	@ Winnipeg	Doug Soetaert
	Gary Lupul	Oct. 13	1:10	6-5	@ Los Angeles	Darren Eliot
	Peter McNab	Dec. 8	1:24	3-2	vs Edmonton	Grant Fuhr
	Ken Linseman	Dec. 15	0:33	1-2	@ Boston	Richard Brodeur
1985.86 (1-2-13)	Jere Gillis	Jan. 15	1:54	6-5	vs NY Islanders	Billy Smith
	Tony Tanti	Jan. 30	4:43	5-4	vs Montreal	Steve Penney
	Petri Skriko	Feb. 1	1:11	4-3	vs Hartford	Steve Weeks
	Thomas Gradin	Feb. 16	0:26	3-2	vs Boston	Pete Peeters
	Jean-Marc Lanthier	Mar. 3	2:47	7-6	@ Hartford	Mike Liut
1986.87 (2-0-8)	Joe Mullen	Nov. 16	2:09	5-6	@ St. Louis	Frank Caprice
	Jim Peplinski	Jan. 9	0:13	4-5	@ Calgary	Wendell Young
	Dave Lowry	Mar. 28	4:28	2-1	vs Los Angeles	Roland Melanson
	David Bruce	Jan. 7	1:26	3-2	@ Montreal	Brian Hayward
	Tony Tanti	Mar. 20	1:03	6-5	vs Winnipeg	Eldon Reddick
1987.88 (0-2-9)	Charlie Huddy	Oct. 23	2:51	4-5	vs Edmonton	Kirk McLean
	Ray Bourque	Dec. 17	2:16	2-3	@ Boston	Kirk McLean
	Laurie Boschman	Oct. 14	2:14	3-4	@ Winnipeg	Kirk McLean
	Mike Ridley	Oct. 25	2:55	3-4	vs Washington	Steve Weeks
	Petri Skriko	Nov. 5	0:34	3-2	@ Hartford	Mike Liut
1988.89 (2-4-8)	Joe Nieuwendyk	Dec. 26	3:04	2-3	vs Calgary	Troy Gamble
	Kelly Kisio	Jan. 21	1:59	4-5	vs NY Rangers	Kirk McLean
	Jim Sandlak	Feb. 23	4:42	2-1	vs Toronto	Allan Bester
	Greg Paslawski	Nov. 8	0:46	2-3	@ Winnipeg	Steve Weeks
	V. Damphousse	Nov. 29	3:48	2-3	vs Toronto	Kirk McLean
1989.90 (2-5-14)	Bernie Nicholls	Dec. 6	2:51	4-5	@ Los Angeles	Kirk McLean
	Jamie Macoun	Dec. 20	4:46	1-2	@ Calgary	Kirk McLean
	Dan Quinn	Jan. 18	3:39	3-2	@ Philadelphia	Ken Wregget
	Theoren Fleury	Feb. 1	4:51	3-4	@ Calgary	Steve Weeks
	Jyrki Lumme	Mar. 15	2:19	6-5	@ St. Louis	Curtis Joseph
1990.91 (3-3-9)	Tim Sweeney	Oct. 4	1:07	2-3	@ Calgary	Kirk McLean
	Petri Skriko	Oct. 14	1:32	5-4	vs Edmonton	Bill Ranford
	Joe Sakic	Dec. 10	4:05	2-3	vs Quebec	Kirk McLean
	Murray Baron	Mar. 13	3:09	4-5	vs Philadelphia	Troy Gamble
	Geoff Courtall	Mar. 17	1:15	5-4	vs Los Angeles	Daniel Berthiaume
1991.92 (4-1-12)	Geoff Courtall	Mar. 28	1:49	3-2	vs Winnipeg	Bob Essensa
	Geoff Courtall	Oct. 8	3:32	3-2	@ Winnipeg	Bob Essensa
	Dave Babych	Nov. 22	2:14	6-5	vs Calgary	Mike Vernon
	Tom Fergus	Jan. 25	2:12	1-0	@ St. Louis	Curtis Joseph
	Ray Ferraro	Feb. 6	2:48	4-5	vs NY Islanders	Troy Gamble
1992.93 (1-0-9)	Pavel Bure	Feb. 23	2:52	2-1	vs Boston	Andy Moog
	Geoff Courtall	Apr. 7	1:33	5-4	vs Edmonton	Ron Tugnutt
1993.94 (5-4-3)	Geoff Courtall	Oct. 24	0:28	3-2	vs San Jose	Arturs Irbe
	Sergei Fedorov	Nov. 24	1:18	4-5	vs Detroit	Kirk McLean
	Dixon Ward	Nov. 29	0:15	2-1	vs Chicago	Ed Belfour
	Gilbert Dionne	Dec. 6	3:21	3-4	@ Montreal	Kirk McLean
	Cliff Ronning	Dec. 9	0:37	3-2	@ Boston	Jon Casey
1994.95 (0-1-12)	Pavel Bure	Jan. 24	0:54	5-4	@ Edm (@SK)	Bill Ranford
	Dave Gagner	Jan. 27	3:36	2-3	vs Dallas	Kirk McLean
	Paul Broten	Mar. 20	0:13	1-2	@ Dallas	Kay Whitmore
	Murray Craven	Mar. 28	3:57	3-2	vs Toronto	Felix Potvin
	Murray Craven	Apr. 25	2:00	3-4	@ Chicago	Kirk McLean
1995.96 (1-4-15)	Petr Klima	Nov. 18	2:06	4-5	@ Tampa Bay	Kirk McLean
	Chris Therien	Nov. 19	0:32	2-3	@ Philadelphia	Kirk McLean
	Alex Hicks	Jan. 24	1:34	1-2	vs Anaheim	Corey Hirsch
	Steve Thomas	Jan. 30	3:46	2-3	vs New Jersey	Corey Hirsch
	Russ Courtall	Feb. 9	0:21	3-2	@ Edmonton	Fred Brathwaite
1996.97 (5-2-7)	Rick Tocchet	Oct. 14	4:45	4-5	vs Boston	Kirk McLean
	Esa Tikkanen	Nov. 1	0:42	5-4	@ Edmonton	Curtis Joseph
	Bryan McCabe	Nov. 13	0:45	4-5	@ NY Islanders	Corey Hirsch
	Brian Joseph	Nov. 21	3:51	2-1	vs Chicago	Jeff Hackett
	Mike Sillinger	Dec. 4	3:38	7-6	@ Buffalo	Dominik Hasek
	Alex Mogilny	Jan. 22	1:24	4-3	@ Chicago	Jeff Hackett

REGULAR SEASON RECORD

IN OVERTIME GAMES

Year	Goal Scorer	Date	Time	Score	Opponent	Goalie
	Jyrki Lumme	Jan. 30	1:30	2-1	vs NY Islanders	Tommy Salo
1997.98	Kevin Hatcher	Oct. 25	0:41	2-3	vs Pittsburgh	Kirk McLean
(0-3-14)	Rob Brown	Nov. 1	3:52	6-7	@ Pittsburgh	Kirk McLean
	Greg Johnson	Nov. 22	1:22	4-5	vs Chicago	Kirk McLean
1998.99	Jaromir Jagr	Feb. 11	1:21	5-6	@ Pittsburgh	Corey Hirsch
(0-1-12)						
1999.00	Valeri Bure	Oct. 13	3:05	3-4	vs Calgary	Garth Snow
(4-9-15)	Mark Messier	Oct. 19	0:43	6-5	@ Tampa Bay	Dan Cloutier
	Todd Bertuzzi	Dec. 2	1:51	3-2	vs Edmonton	Tommy Salo
	Milan Hejduk	Dec. 12	1:36	2-3	vs Colorado	Kevin Weekes
	Adam Burt	Dec. 29	2:34	2-3	vs Philadelphia	Garth Snow
	Sylvain Cote	Jan. 12	3:16	2-3	@ Chicago	Felix Potvin
	Mark Messier	Jan. 13	3:29	4-3	@ Nashville	Mike Dunham
	Steve Thomas	Jan. 17	4:55	4-5	vs Toronto	Felix Potvin
	Ethan Moreau	Jan. 25	4:00	4-5	vs Edmonton	Garth Snow
	Mattias Ohlund	Feb. 9	1:22	4-3	vs Calgary	Fred Brathwaite
	Mats Sundin	Mar. 6	3:13	5-6	vs Toronto	Felix Potvin
	Jozef Stumpel	Mar. 13	3:53	2-3	@ Los Angeles	Felix Potvin
	Rem Murray	Apr. 7	4:01	4-5	vs Edmonton	Felix Potvin
2000.01	Ed Jovanovski	Oct. 6	2:20	4-3	@ Florida	Trevor Kidd
(5-7-11)	Jeremy Roenick	Oct. 21	0:16	2-3	vs Phoenix	Felix Potvin
	Andrei Nikolishin	Nov. 22	4:17	2-3	@ Washington	Felix Potvin
	Anson Carter	Dec. 20	2:41	2-3	@ Edmonton	Bob Essensa
	Milan Hejduk	Dec. 23	3:59	2-3	@ Colorado	Felix Potvin
	Mattias Ohlund	Jan. 30	1:43	3-2	vs Minnesota	Jamie McLennan
	Adam Oates	Feb. 14	4:19	3-4	@ Washington	Dan Cloutier
	Brendan Morrison	Feb. 17	0:58	6-5	@ Edmonton	Tommy Salo
	Mattias Ohlund	Mar. 2	3:40	3-2	vs St. Louis	Brent Johnson
	Aaron Gavey	Mar. 4	2:26	3-4	vs Minnesota	Dan Cloutier
	Shane Doan	Mar. 8	0:38	2-3	@ Phoenix	Bob Essensa
	Harold Druken	Apr. 5	3:19	3-2	vs Los Angeles	Felix Potvin
2001.02	Ed Jovanovski	Dec. 12	4:06	1-0	@ Anaheim	J-S. Giguere
(4-3-7)	Kris Draper	Jan. 9	2:26	4-5	@ Detroit	Peter Skudra
	Glen Murray	Feb. 12	2:03	1-2	vs Boston	Peter Skudra
	Mike Modano	Feb. 28	4:59	3-4	vs Dallas	Dan Cloutier
	Mattias Ohlund	Mar. 17	3:04	3-2	@ New Jersey	Martin Brodeur
	Andrew Cassels	Mar. 28	4:20	4-3	vs Columbus	Marc Denis
	Brendan Morrison	Apr. 5	2:23	5-4	vs Minnesota	Dwayne Roloson
2002.03	Todd Bertuzzi	Dec. 4	0:56	3-2	@ New Jersey	Martin Brodeur
(5-1-13)	Markus Naslund	Dec. 21	2:20	4-3	vs Edmonton	Tommy Salo
	Brendan Morrison	Feb. 13	1:58	2-1	vs Colorado	Patrick Roy
	Marek Malik	Feb. 18	3:02	4-3	@ Detroit	Curtis Joseph
	Brendan Morrison	Feb. 22	1:22	3-2	@ Edmonton	Tommy Salo
	Rick Nash	Mar. 6	2:02	4-5	@ Columbus	Alex Auld
2003.04	Simon Gagne	Nov. 13	1:47	3-4	@ Philadelphia	Johan Hedberg
(11-5-10)	Brian Rolston	Nov. 15	4:15	1-2	@ Boston	Dan Cloutier
	Mattias Ohlund	Nov. 18	3:02	5-4	vs Montreal	Jose Theodore
	Sami Salo	Nov. 20	2:59	3-2	vs Chicago	Craig Anderson
	Markus Naslund	Nov. 27	4:13	3-2	@ Ottawa	Patrick Lalime
	Markus Naslund	Dec. 9	0:24	4-3	vs Pittsburgh	Marc Andre Fleury
	Markus Naslund	Dec. 14	4:13	2-1	vs Carolina	Jaime Storr
	Brendan Morrison	Dec. 16	1:19	2-1	@ Nashville	Tomas Vokoun
	Todd Bertuzzi	Dec. 31	4:33	4-3	@ Chicago	Michael Leighton
	Markus Naslund	Jan. 21	4:39	5-4	vs Tampa Bay	Nikolai Khabibulin
	Adrian Aucoin	Feb. 3	0:36	4-5	@ NY Islanders	Johan Hedberg
	Eric Brewer	Feb. 21	3:56	3-4	@ Edmonton	Dan Cloutier
	Brent Sopel	Feb. 26	2:14	3-2	vs San Jose	Vesa Toskala
	Geoff Sanderson	Mar. 12	4:27	4-3	@ Edmonton	Jussi Markkanen
	Tyler Arnason	Mar. 19	1:44	3-4	@ Chicago	Alex Auld
	Brendan Morrison	Mar. 27	0:40	3-2	vs Dallas	Ron Tugnutt
2004.05	-	-	-	-	-	-
2005.06	Ian Laperriere	Oct. 29	1:55	3-4	@ Colorado	Alex Auld
(4-0-4)	Michael Peca	Dec. 17	4:08	4-5	vs Edmonton	Maxime Ouellet
	Brendan Morrison	Jan. 7	2:53	4-3	vs Calgary	Miikka Kiprusoff
	Daniel Sedin	Feb. 12	1:26	3-2	vs Minnesota	Manny Fernandez
	David Legwand	Mar. 9	0:06	2-3	vs Nashville	Alex Auld
	Ed Jovanovski	Apr. 8	2:27	3-2	vs Calgary	Miikka Kiprusoff
	Christian Ehrhoff	Apr. 12	0:34	4-5	vs San Jose	Alex Auld
	Brendan Morrison	Apr. 15	4:23	4-3	vs Colorado	Jose Theodore
2006.07	Daniel Sedin	Oct. 6	0:31	3-2	@ Columbus	Pascal LeClaire
(12-0-3)	Sami Salo	Oct. 20	4:59	3-2	@ St. Louis	Curtis Sanford
	Lukas Krajcek	Oct. 21	2:32	4-3	@ Nashville	Tomas Vokoun
	Brendan Morrison	Nov. 22	3:01	4-3	@ Detroit	Dominik Hasek

Year	Goal Scorer	Date	Time	Score	Opponent	Goalie
	Daniel Sedin	Dec. 8	3:02	4-3	vs Carolina	Cam Ward
	Sami Salo	Dec. 27	2:46	6-5	vs Calgary	Miikka Kiprusoff
	Matt Cooke	Jan. 5	1:24	3-2	vs Edmonton	Dwayne Roloson
	Alexander Frolov	Jan. 26	1:48	2-3	vs Los Angeles	Roberto Luongo
	Sami Salo	Feb. 14	4:20	3-2	@ Minnesota	Niklas Backstrom
	Daniel Sedin	Feb. 20	2:19	3-2	@ Anaheim	J.S. Giguere
	Jere Lehtinen	Feb. 25	4:17	1-2	@ Dallas	Roberto Luongo
	Henrik Sedin	Mar. 9	3:30	2-1	@ San Jose	Evgeni Nabokov
	Brent Burns	Mar. 13	4:24	2-3	vs Minnesota	Roberto Luongo
	Daniel Sedin	Mar. 15	1:09	3-2	vs St. Louis	Curtis Sanford
	Mattias Ohlund	Apr. 7	0:34	4-3	@ San Jose	Evgeni Nabokov
2007.08	Daniel Sedin	Oct. 6	4:55	4-3	@ Calgary	Miikka Kiprusoff
(4-0-1)	Henrik Sedin	Nov. 9	1:22	2-1	vs Colorado	Jose Theodore
	Daniel Sedin	Feb. 19	3:18	3-2	@ Minnesota	Niklas Backstrom
	Jason Chimera	Feb. 29	1:07	2-3	vs Columbus	Roberto Luongo
	Ryan Kesler	Mar. 10	0:46	2-1	@ Los Angeles	Dan Cloutier
2008.09	Pavol Demitra	Oct. 11	3:54	5-4	@ Calgary	Roberto Luongo
(5-0-3)	Alex Burrows	Oct. 16	0:27	4-3	@ Detroit	Roberto Luongo
	Sami Salo	Nov. 24	2:33	3-2	vs Detroit	Curtis Sanford
	Patrick Marleau	Jan. 20	3:08	1-2	@ San Jose	Evgeni Nabokov
	Marc Bergeron	Jan. 31	1:52	3-4	vs Minnesota	Niklas Backstrom
	Scott Niedermayer	Mar. 11	3:37	3-4	@ Anaheim	Jonas Hiller
	Henrik Sedin	Mar. 31	4:00	2-1	@ Minnesota	Roberto Luongo
	Henrik Sedin	Apr. 11	0:40	1-0	@ Colorado	Roberto Luongo

*Please note that the all-time overtime record does not include shootouts. The first column represents a win (two points earned), the second column represents a loss (zero points earned) and the third column represents games in which one point was earned in overtime (tie, OTL or O).

OVERALL SHOOTOUT RECORD: 19-23

HOME RECORD: 10-12

ROAD RECORD: 9-11

Year	Goal Scorer	Date	Score	Opponent	Goalie
2005.06	Raffi Torres	Oct. 8	3-4	@ Edmonton	Dan Cloutier
(4-4)	Daniel Sedin	Dec. 9	3-2	vs Ottawa	Dominik Hasek
	Alexander Frolov	Dec. 19	3-4	vs Los Angeles	Alex Auld
	Steven Reinprecht	Dec. 23	5-6	vs Calgary	Alex Auld
	Jarkko Ruutu	Jan. 28	4-3	@ Colorado	David Aebischer
	Markus Naslund	Mar. 3	5-4	@ Chicago	Craig Anderson
	Todd Bertuzzi	Mar. 23	4-3	vs Edmonton	Dwayne Roloson
	Mikko Koivu	Mar. 31	1-2	vs Minnesota	Alex Auld
2006.07	Petteri Nummelin	Oct. 10	1-2	@ Minnesota	Roberto Luongo
(6-3)	Markus Naslund	Oct. 27	3-2	vs Washington	Olaf Kolzig
	Ryan Kesler	Jan. 3	2-1	vs Dallas	Marty Turco
	Josh Green	Jan. 7	4-3	vs Florida	Ed Belfour
	Ales Kotalik	Jan. 19	3-4	@ Buffalo	Dany Sabourin
	Nikolai Zherdev	Jan. 30	2-3	vs Columbus	Roberto Luongo
	Trevor Linden	Feb. 16	2-1	@ Chicago	Patrick Lalime
	Daniel Sedin	Mar. 4	4-3	vs Minnesota	Niklas Backstrom
	Brett McLean	Mar. 25	4-5	vs Colorado	Roberto Luongo
2007.08	Ales Hemsky	Nov. 14	0-1	vs Edmonton	Roberto Luongo
(6-9)	Shawn Horcoff	Nov. 20	4-5	@ Edmonton	Roberto Luongo
	Kristopher Letang	Dec. 8	1-2	vs Pittsburgh	Roberto Luongo
	Fernando Pisani	Dec. 15	1-2	@ Edmonton	Curtis Sanford
	Taylor Pyatt	Dec. 22	2-1	@ Phoenix	Ilya Bryzgalov
	Alexander Edler	Jan. 8	3-2	vs NY Islanders	Rick DiPietro
	Alexander Edler	Jan. 13	4-3	@ St. Louis	Manny Legace
	Henrik Zetterberg	Jan. 17	2-3	@ Detroit	Roberto Luongo
	Daniel Sedin	Jan. 23	3-2	vs St. Louis	Manny Legace
	Nathan Horton	Feb. 1	3-4	@ Florida	Roberto Luongo
	Brenden Morrow	Feb. 5	2-3	@ Dallas	Roberto Luongo
	Ryan Shannon	Feb. 10	3-2	vs Chicago	Nikolai Khabibulin
	Mikko Koivu	Feb. 14	4-5	vs Minnesota	Roberto Luongo
	Mason Raymond	Feb. 21	3-2	@ Nashville	Chris Mason
	Joe Sakic	Feb. 27	2-3	vs Colorado	Roberto Luongo
2008.09	Mattias Ohlund	Oct. 31	7-6	@ Anaheim	Jonas Hiller
(3-7)	Marek Svatos	Nov. 12	1-2	vs Colorado	Roberto Luongo
	Frans Neilsen	Nov. 17	1-2	@ NY Islanders	Roberto Luongo
	Marek Svatos	Dec. 7	4-5	@ Colorado	Cory Schneider
	Erik Christensen	Jan. 2	3-4	@ Atlanta	Jason LaBarbera
	James Neal	Jan. 4	2-3	vs Dallas	Jason LaBarbera
	Jason Williams	Jan. 18	5-6	vs Columbus	Roberto Luongo
	Pavol Demitra	Feb. 17	4-3	@ Calgary	Miikka Kiprusoff
	Mats Sundin	Feb. 21	3-2	@ Toronto	Vesa Toskala
	Corey Perry	Apr. 2	5-6	vs Anaheim	Roberto Luongo

Rk	Player	GP	G	A	PTS	PIM
1	M. Naslund	884	346	410	756	614
2	T. Linden	1140	318	415	733	730
3	S. Smyl	896	262	411	673	1556
4	T. Gradin	613	197	353	550	280
5	P. Bure	428	254	224	478	328
6	T. Tanti	531	250	220	470	489
7	D. Sedin	642	179	283	462	264
8	H. Sedin	646	109	351	460	370
9	T. Bertuzzi	518	188	261	449	822
10	D. Lever	593	186	221	407	354
11	B. Morrison	543	136	257	393	326
12	A. Boudrias	458	121	267	388	140
13	P. Skriko	472	171	202	373	221
14	G. Adams	489	179	190	369	154
15	P. Sundstrom	374	133	209	342	181
16	C. Ronning	366	112	216	328	183
17	M. Ohlund	770	93	232	325	756
T-18	J. Lumme	579	83	238	321	379
	D. Kearns	677	31	290	321	386
20	A. Mogilny	312	139	169	308	144
21	D. Lidster	666	65	242	307	526
22	D. Ververgaert	409	139	165	304	177
23	C. Oddleifson	469	85	180	265	439
24	G. Courtnall	292	102	144	246	495
25	D. Rota	289	120	116	236	453
26	E. Jovanovski	434	57	177	234	536
27	R. Lanz	417	56	171	227	331
T-28	J. Sandlak	509	104	117	221	789
	R. Blight	324	96	125	221	168
30	B. Schmautz	285	108	104	212	428
31	C. Fraser	348	92	114	206	651
32	M. Cooke	566	83	120	203	625
33	K. McCarthy	352	51	148	199	388
34	B. Pederson	233	60	137	197	174
35	H. Snepsts	781	35	160	195	1446
36	G. O'Flaherty	435	98	95	193	166
37	B. Lalonde	353	72	117	189	185
38	I. Boldirev	216	80	104	184	105
39	R. Sedlbauer	325	108	69	177	170
40	S. Salo	402	53	123	176	160
41	M. Gelinas	258	90	81	171	173
42	A. Cassels	198	40	128	168	48
43	D. Williams	312	83	82	165	1324
T-44	O. Kurtenbach	229	62	101	163	200
	D. Halward	324	45	118	163	389
T-46	M. Lemay	279	70	92	162	367
	M. Messier	207	52	110	162	121
48	J. Gould	218	82	76	158	53
49	D. Babych	409	23	131	154	290
50	G. Lupul	293	70	75	145	243
51	I. Lariionov	210	51	92	143	88
52	S. Momesso	269	68	73	141	655
T-53	R. Kesler	320	65	75	140	275
	G. Monahan	287	58	82	140	166
	G. Butcher	610	33	107	140	1668
56	J. Gillis	309	63	75	138	210
57	D. Tallon	222	44	93	137	219
T-58	B. Bradley	193	51	81	132	155
	J. Guevremont	227	44	88	132	124
60	B. Dailey	257	38	93	131	417
61	B. Sopol	322	33	97	130	139
62	P. Nedved	222	63	61	124	152
T-63	W. Maki	180	50	73	123	148
	I. Hlinka	137	42	81	123	28
T-65	R. Sutter	291	61	61	122	533
	L. Lindgren	335	23	99	122	292
67	A. Aucoin	341	49	71	120	245
68	J. Bublaj	256	17	101	118	202
69	P. Reinhart	131	24	90	114	74
70	M. Walton	115	44	69	113	71
T-71	T. Klatt	313	51	60	111	87
	R. Courtnall	141	39	72	111	68
73	C. Neely	201	51	53	104	320
T-74	A. Burrows	288	50	53	103	483
	K. Bieksa	226	25	78	103	398
	D. Brashear	388	50	53	103	1159
	H. Graves	196	42	61	103	49
78	B. Hedican	310	17	85	102	281
79	P.-O. Brasar	181	37	63	100	21

Rk	Player	GP	G	A	PTS	PIM
T-80	G. Odjick	444	46	52	98	2127
	L. Molin	172	33	65	98	37
82	T. Pyatt	224	49	44	93	145
83	R. Paiement	147	44	47	91	269
T-84	S. Bozek	191	46	44	90	118
	R. Lemieux	192	29	61	90	68
	B. Wilkins	276	21	69	90	458
87	P. Bordeleau	183	33	56	89	47
88	D. Murzyn	452	23	65	88	900
89	S. Tambellini	161	42	45	87	34
90	D. Quinn	101	34	49	83	73
91	M. Petit	226	24	57	81	373
92	J. Slegre	154	12	65	77	235
93	P. Schaefer	178	36	39	75	50
94	M. Ridley	112	26	47	73	71
T-95	P. Martin	131	27	45	72	60
	G. Diduck	265	17	55	72	553
97	M. Hall	109	27	44	71	28
98	J. Benning	241	15	55	70	172
99	B. Manno	163	13	55	68	115
100	G. Boddy	273	23	44	67	263
T-101	M. Craven	188	15	50	65	42
	A. Plavicki	182	13	52	65	147
103	E. Tikkanen	100	25	39	64	80
104	D. Tannahill	111	30	33	63	25
105	R. Nordmark	169	10	52	62	194
T-106	M. Sillinger	138	28	32	60	65
	A. Edler	177	19	41	60	102
	M. Robitaille	174	10	50	60	121
T-109	D. Ward	103	28	31	59	119
	G. Valk	172	24	35	59	200
111	A. Chubarov	228	25	33	58	40
112	R. Kron	144	24	33	57	37
T-113	B. May	225	29	27	56	380
	H. Druken	118	27	29	56	30
	M. Corrigan	95	24	32	56	128
T-116	A. Carter	81	33	22	55	41
	P. McNab	88	24	31	55	20
	J.-J. Daigneault	131	9	46	55	114
T-119	B.J. MacDonald	88	26	28	54	32
	D. Scatchard	179	26	28	54	329
	J. Brown	72	10	44	54	44
T-122	P. Demitra	69	20	33	53	20
	B. Peterson	146	15	38	53	171
124	D. Capuano	88	16	36	52	52
125	J. Ruutu	267	23	28	51	453
126	M. Crawford	176	19	31	50	229
T-127	T. Taylor	125	20	29	49	141
	D. Hodgson	74	16	33	49	52
T-129	B. Ashton	124	23	25	48	68
	B. Muckalt	106	20	28	48	115
	T. Fergus	80	19	29	48	37
T-132	R. Oksanen	68	21	25	46	44
	B. Mitchell	216	6	40	46	185
T-134	M. Raymond	121	20	24	44	26
	N. Belland	106	13	31	44	54
	A. Semenov	62	10	34	44	28
	S. Walker	197	10	34	44	466
	M. Baron	383	10	34	44	375
T-139	D. Balon	116	22	21	43	43
	J. Wright	91	13	30	43	43
141	T. Letowski	120	18	24	42	51
T-142	D. Bruce	143	23	18	41	245
	J. Beranek	95	14	27	41	88
T-144	D. Lowry	165	19	21	40	357
	J. Nill	124	17	23	40	219
	N. Baumgartner	87	6	34	40	36
T-147	J. Butler	128	19	20	39	96
	T. Pratt	176	9	30	39	261
T-149	M. Kirtton	119	23	14	37	27
	R. Delorme	210	17	20	37	383
	B. Noonan	98	14	23	37	68
	M. Malik	147	10	27	37	97
153	B. Gassoff	122	19	17	36	163
T-154	A. DeMarco	95	13	22	35	23
	J. Grisdale	199	3	32	35	266
T-156	B. Derlago	63	15	19	34	29
	W. Connelly	53	14	20	34	12
	A. MacAdam	80	14	20	34	27

ALL-TIME

SCORING

Rk	Player	GP	G	A	PTS	PIM
	V. Krutov	61	11	23	34	20
	P. Popiel	116	11	23	34	97
T-161	R. Cullen	70	12	21	33	42
	D. Dunn	69	11	22	33	87
	H. York	103	11	22	33	40
	B. McCabe	95	8	25	33	184
T-165	L. Rochefort	87	18	14	32	2
	J.-M. Lanthier	105	16	16	32	29
	S. Bernier	81	15	17	32	27
	B. Allen	216	14	18	32	288
	G. Minor	140	11	21	32	173
	L. Rohlin	96	8	24	32	40
T-171	P. Zezel	66	11	20	31	18
	C. Cox	177	10	21	31	535
173	D. Johnson	77	16	14	30	16
T-174	D. Roberts	71	11	18	29	55
	G. Hawgood	95	7	22	29	32
T-176	M. Sundin	41	9	19	28	28
	L. Goodenough	113	7	21	28	75
T-178	K. Wellwood	74	18	9	27	4
	S. Kariya	65	9	18	27	32
	R. Dirk	217	9	18	27	401
	C. Joseph	101	5	22	27	68
	L. Krajicek	117	5	22	27	100
	T. Kurvers	32	4	23	27	20
T-184	L. Bohonos	70	13	13	26	14
	C. Alexander	32	8	18	26	6
	D. Wickenheiser	80	7	19	26	36
T-187	G. Meehan	57	10	15	25	4
	S. Lachance	157	4	21	25	96
T-189	R. Boyd	62	7	17	24	64
	J. McIlhargey	167	6	18	24	403
T-191	J. LeBlanc	43	13	10	23	18
	J. Bulis	79	12	11	23	70
	J. King	55	12	11	23	8
	J. Hlavac	55	10	13	23	16
	D. Pederson	102	8	15	23	98
	D. Richter	127	4	19	23	396
T-197	R. Vaive	47	13	8	21	111
	J. Hansen	60	6	15	21	39
	L. Melnyk	190	5	16	21	246
	K. McLean (G)	516	0	21	21	54
T-201	B. McSheffrey	87	13	7	20	44
	R. Walter	92	9	11	20	59
	R. Stewart	53	8	12	20	4
	D. Saunders	56	7	13	20	10
	J. Schella	115	2	18	20	224
206	J. Strudwick	243	4	15	19	367
T-207	J. Mazur	47	11	7	18	20
	R. Park	60	8	10	18	29
	T. Hunter	176	8	10	18	512
	K. Guy	114	5	13	18	105
	P. Quinn	133	4	14	18	212
T-212	M. Keane	64	8	9	17	20
	J. Carson	34	7	10	17	22
	C. Campbell	89	1	16	17	206
T-215	T. Currie	38	9	7	16	4
	J. Charbonneau	46	8	8	16	55
	D. Sanderson	16	7	9	16	30
	T. Hall	34	7	9	16	25
	B. Helmer	62	7	9	16	71
	T. Warriner	44	6	10	16	34
	M. Marois	50	4	12	16	115
T-222	A. Spruce	51	9	6	15	37
	M. Arvedson	41	8	7	15	12
	D. Stanley	100	6	9	15	192
	A. McBain	45	5	10	15	54
	S. Staios	143	3	12	15	208
	G. Ledyard	49	2	13	15	14
T-228	D. Smith	40	6	8	14	76
	M. Lindgren	54	5	9	14	18
	W. Huber	35	4	10	14	40
	D. Gagner	33	2	12	14	24
	R. Eriksson	35	2	12	14	4
T-233	D. Hendrickson	67	7	6	13	36
	R. Summanen	19	6	7	13	2
	J. Green	90	6	7	13	39
	R. Shannon	27	5	8	13	24
	J. Holden	46	4	9	13	12

Rk	Player	GP	G	A	PTS	PIM
	J. McIntyre	90	3	10	13	75
	B. Murray	90	3	10	13	42
	J. Hughes	52	2	11	13	181
	G. Doak	82	2	11	13	135
	A. Schliebener	84	2	11	13	74
	L. Carriere	56	1	12	13	66
244	M. Peca	37	6	6	12	32
T-245	J. Cowan	88	7	4	11	203
	B. Isbister	55	6	5	11	38
	C. Ruutu	25	5	6	11	23
	R. Stern	97	5	6	11	480
	I. Kidd	20	4	7	11	25
	J. Korab	31	4	7	11	64
	B. Ritchie	71	3	8	11	80
	B. Convery	19	2	9	11	8
	A. Eldebrink	43	2	9	11	21
T-254	R. Murphy	73	6	4	10	100
	N. LaFayette	38	5	5	10	6
	J. Jaffray	33	4	6	10	33
	J. Wiley	37	4	6	10	6
	B. Robertsson	69	4	6	10	37
	G. Sanderson	22	3	7	10	8
	S. O'Brien	76	0	10	10	196
T-261	G. Richardson	24	3	6	9	19
	M. Wotton	42	3	6	9	25
	R. Johnson	62	2	7	9	12
	A. Miller	57	1	8	9	32
T-265	R. Tudor	26	4	4	8	19
	K. Berry	27	4	4	8	11
	J. Kurtz	27	3	5	8	14
	B. Maxwell	30	1	7	8	28
	S. Kannegiesser	42	1	7	8	36
	J. Hargreaves	66	1	7	8	105
	J. Namestnikov	33	0	8	8	18
	R. Brodeur (G)	377	0	8	8	24
T-273	D. Jackson	15	6	1	7	13
	R. Rypien	41	5	2	7	69
	M. Bridgman	15	4	3	7	10
	B. Smolinski	20	4	3	7	8
	G. Rizzuto	37	3	4	7	16
	D. Kozak	28	2	5	7	30
	J. Dowd	38	1	6	7	6
T-281	R. Fitzpatrick	58	1	6	7	46
	G.C. Adams	12	4	2	6	35
	M. Pettinger	20	4	2	6	11
	B. Reid	13	2	4	6	0
	D. Kesa	19	2	4	6	18
	J. Mair	23	2	4	6	8
	S. McCarthy	51	2	4	6	43
	R. Ward	71	2	4	6	4
	D. Seguin	26	1	5	6	46
	T. Santala	30	1	5	6	24
	D. Logan	40	1	5	6	122
	R. Luongo (G)	203	0	6	6	18
T-292	D. Hordichuk	73	4	1	5	109
	H. Vasiljevs	18	3	2	5	2
	B. Wilcox	33	3	2	5	15
	W. Brookbank	52	3	2	5	176
	S. Nemchinov	6	2	3	5	4
	B. Loney	12	2	3	5	6
	T. Bouck	36	2	3	5	60
	D. Berehowsky	39	2	3	5	39
	C. McAllister	64	2	3	5	169
	J. Cullimore	64	2	3	5	62
	R. Gregg	21	1	4	5	24
	C. O'Sullivan	11	0	5	5	2
T-304	D. Callander	21	3	1	4	2
	R. Stewart	42	3	1	4	10
	S. Kulak	32	2	2	4	37
	M. Chouinard	42	2	2	4	10
	N. Eisenhut	13	1	3	4	21
	L. Lunde	20	1	3	4	2
	B. Smith	21	1	3	4	52
	S. Holt	22	1	3	4	80
	E. Hatoum	26	1	3	4	21
	D. Fortier	58	1	3	4	125
	F. Potvin(G)	69	0	4	4	4
	K. Whitmore (G)	74	0	4	4	15
	D. Cloutier (G)	208	0	4	4	70

Rk	Player	GP	G	A	PTS	PIM
T-317	J. Belanger	9	3	0	3	4
	V. Sharifijanov	17	2	1	3	14
	A. Semak	18	2	1	3	2
	K. Manery	21	2	1	3	15
	S. Morin	6	1	2	3	6
	Y. Tremblay	12	1	2	3	12
	M. Rucinsky	13	1	2	3	10
	M. Stapleton	18	1	2	3	8
	F. Speck	18	1	2	3	0
	J. Wiste	23	1	2	3	0
	L. Goren	30	1	2	3	30
	T. Crowder	30	1	2	3	52
	L. Courville	33	1	2	3	16
	R. Flockhart	43	1	2	3	12
	S. Antoski	70	1	2	3	265
	M. Stevens	6	0	3	3	6
	D. Gibson	14	0	3	3	20
	R. Buskas	17	0	3	3	36
	G. Martin	24	0	3	3	45
	G. Cochrane	63	0	3	3	177
T-342	A. Auld (G)	81	0	3	3	4
	C. Hirsch (G)	101	0	3	3	12
	F. Caprice (G)	102	0	3	3	17
	G. Snow (G)	109	0	3	3	46
	G. Hanlon (G)	137	0	3	3	107
	K. Beech	4	1	1	2	0
	D. Woodley	5	2	0	2	17
	P. Kavanagh	6	2	0	2	2
	P. Bakovic	10	2	0	2	48
	G. Leeman	10	2	0	2	0
	L. Bourdon	36	2	0	2	24
	M. Brown	39	1	1	2	140
	C. Vilgrain	6	1	1	2	0
	L. Vaic	9	1	1	2	2
	M. Christie	9	1	1	2	0
	Z. Komarniski	19	1	1	2	10
	M. Bergevin	9	0	2	2	2
	H. Young	11	0	2	2	25
	F. Fedorov	15	0	2	2	8
T-364	K. Carney	18	0	2	2	14
	R. Davison	23	0	2	2	51
	M. Reaume	27	0	2	2	4
	D. Sly	31	0	2	2	10
	J. Huscroft	33	0	2	2	118
	D. Malkoc	41	0	2	2	136
	G. Bromley (G)	73	0	2	2	8
	G. Smith (G)	208	0	2	2	104
	J. Krog	4	1	0	1	2
	M. Grenier	7	1	0	1	9
	T. Lenardon	8	1	0	1	4
	M. Lampman	14	1	0	1	0
	F. Kucera	26	1	0	1	10
	D. Ratushny	1	0	1	1	2
	J. Balej	1	0	1	1	0
	S. Pronger	3	0	1	1	4
	B. Moran	3	0	1	1	2
	O. Vaananen	3	0	1	1	0
	B. Affleck	5	0	1	1	0
	G. Hubick	5	0	1	1	0
A. Bolduc	J. McDonnell	7	0	1	1	12
	T. Mojzis	7	0	1	1	12
	P. Coulombe	7	0	1	1	4
	J. Kocur	7	0	1	1	19
	C. Levie	9	0	1	1	13
	E. Ciccone	13	0	1	1	47
	D. Bodger	13	0	1	1	4
	P. Lawless	13	0	1	1	0
	L. Nycholatz	14	0	1	1	6
	L. Zetterstrom	14	0	1	1	2
	S. Burke (G)	16	0	1	1	14
	W. Young (G)	30	0	1	1	0
	C. Sanford (G)	35	0	1	1	4
	R. Bartel	40	0	1	1	14
	D. Langdon	45	0	1	1	143
	P. Skudra (G)	46	0	1	1	2
	M. Weaver	55	0	1	1	33
	J. Garrett (G)	56	0	1	1	23
	A. Stojanov	62	0	1	1	136

Rk	Player	GP	G	A	PTS	PIM
T-401	J. Agnew	65	0	1	1	189
	T. Gamble (G)	72	0	1	1	22
	C. Maniago (G)	93	0	1	1	18
	C. Ridley (G)	96	0	1	1	13
	D. Wilson (G)	148	0	1	1	39
	R. Brown	1	0	0	0	7
	D. Dunbar	1	0	0	0	2
	B. Hurlbut	1	0	0	0	2
	P. Ryan	1	0	0	0	2
	M. Bannerman (G)	1	0	0	0	0
	K. Block	1	0	0	0	0
	S. Hazlett	1	0	0	0	0
	R. Homenuke	1	0	0	0	0
	M. Jokela	1	0	0	0	0
	B. MacDonald	1	0	0	0	0
	S. McKichan (G)	1	0	0	0	0
	R. McVicar (G)	1	0	0	0	0
	T. Moss (G)	1	0	0	0	0
	G. Sobchuk	1	0	0	0	0
	S. Veysey	1	0	0	0	0
	Z. FitzGerald	1	0	0	0	0
C. Schneider (G)	K. Primeau	2	0	0	0	4
	B. Bawa	2	0	0	0	0
	R. Cook	2	0	0	0	0
	P. Folco	2	0	0	0	0
	D. Gloor	2	0	0	0	0
	L. Gould	2	0	0	0	0
	B. Holloway	2	0	0	0	0
	D. MacIntyre (G)	2	0	0	0	0
	D. McClelland (G)	2	0	0	0	0
	A. McClelland (G)	2	0	0	0	0
	A. Tezikov	2	0	0	0	0
	J. Schultz	2	0	0	0	0
	S. Stone	2	0	0	0	0
	D. McCord	3	0	0	0	6
	R. Bonni	3	0	0	0	0
	J. Capuano	3	0	0	0	0
	R. Heinz (G)	3	0	0	0	0
	M. Ouellet	3	0	0	0	0
	N. Smith	4	0	0	0	0
	R. Gordon	4	0	0	0	2
N. McIver	B. Leeb	4	0	0	0	2
	M. Ouellet	4	0	0	0	2
	P. O'Neil	5	0	0	0	0
	C. Schwab	6	0	0	0	2
	M. Brochu (G)	6	0	0	0	0
	M. Fountain	6	0	0	0	0
	B. Mason (G)	6	0	0	0	0
	T. Hawkins	8	0	0	0	15
	S. Butenshon	8	0	0	0	10
	M. Noronen (G)	8	0	0	0	2
	S. Washburn	8	0	0	0	2
	D. Morrison	8	0	0	0	0
	J. LaBarbera (G)	9	0	0	0	0
	D. Sabourin (G)	9	0	0	0	0
	J. Rohlicek	9	0	0	0	8
	J. Caron (G)	10	0	0	0	2
	S. Brown	12	0	0	0	8
	K. Ellacott (G)	12	0	0	0	0
	J. Arbour	13	0	0	0	12
	L. Bolonchuk	15	0	0	0	6
	M. Brown	16	0	0	0	77
	B. Glynn	16	0	0	0	12
	E. Weinrich	16	0	0	0	8
	B. Bullock (G)	16	0	0	0	2
	N. McIver	18	0	0	0	59
S. Weeks (G)	J. Hedberg (G)	21	0	0	0	10
	K. Weekes (G)	31	0	0	0	0
	C. Hodge (G)	35	0	0	0	0
	B. Essensa (G)	39	0	0	0	4
	A. Irbe (G)	41	0	0	0	2
	G. Gardner (G)	42	0	0	0	0
	E. Dyck (G)	49	0	0	0	0
	K. Lockett (G)	55	0	0	0	0
S. Weeks (G)	S. Weeks (G)	66	0	0	0	4

GAMES

1	Trevor Linden	1140
2	Stan Smyl	896
3	Markus Naslund	884
4	Harold Snepsts	781
5	Mattias Ohlund	770
6	Dennis Kearns	677
7	Doug Lidster	666
8	Henrik Sedin	646
9	Daniel Sedin	642
10	Thomas Gradin	613

GOALS

1	Markus Naslund	346
2	Trevor Linden	318
3	Stan Smyl	262
4	Pavel Bure	254
5	Tony Tanti	250
6	Thomas Gradin	197
7	Todd Bertuzzi	188
8	Don Lever	186
T-9	Daniel Sedin	179
	Greg Adams	179

ASSISTS

1	Trevor Linden	415
2	Stan Smyl	411
3	Markus Naslund	410
4	Thomas Gradin	353
5	Henrik Sedin	351
6	Dennis Kearns	290
7	Daniel Sedin	283
8	Andre Boudrias	267
9	Todd Bertuzzi	261
10	Brendan Morrison	257

PENALTY MINUTES

1	Gino Odjick	2127
2	Garth Butcher	1668
3	Stan Smyl	1556
4	Harold Snepsts	1446
5	Tiger Williams	1324
6	Donald Brashear	1159
7	Dana Murzyn	900
8	Todd Bertuzzi	822
9	Jim Sandlak	789
10	Mattias Ohlund	756

GAME-WINNING GOALS

1	Markus Naslund	49
2	Daniel Sedin	36
3	Trevor Linden	33
4	Pavel Bure	32
5	Brendan Morrison	30
6	Tony Tanti	29
7	Thomas Gradin	26
8	Todd Bertuzzi	24
9	Stan Smyl	20
T-10	Petri Skriko	20
	Geoff Courtall	19
	Mattias Ohlund	19

POWER PLAY GOALS

1	Markus Naslund	114
2	Tony Tanti	102
3	Trevor Linden	97
4	Todd Bertuzzi	79
5	Stan Smyl	74
6	Pavel Bure	69
7	Daniel Sedin	67
8	Greg Adams	65
9	Don Lever	53
10	Thomas Gradin	49

SHORTHANDED GOALS

1	Pavel Bure	24
2	Trevor Linden	15
T-3	Stan Smyl	13
	Alex Mogilny	13
5	Petri Skriko	11
T-6	Alexandre Burrows	8
	Matt Cooke	8
T-8	Brendan Morrison	7
	Thomas Gradin	7
T-10	8 players tied	6

HAT TRICKS

T-1	Markus Naslund	10
	Tony Tanti	10
	Pavel Bure	9
4	Stan Smyl	7
T-5	Todd Bertuzzi	5
	Petri Skriko	5
T-7	Trevor Linden	4
	Thomas Gradin	4
	Alex Mogilny	4
	Darcy Rota	4
	Bobby Schmautz	4

GOALTENDER

Games Played		
1	Kirk McLean	516
2	Richard Brodeur	377
3	Dan Cloutier	208
4	Roberto Luongo	203
5	Garv Smith	189

Wins

1	Kirk McLean	211
2	Richard Brodeur	126
3	Roberto Luongo	115
4	Dan Cloutier	109
5	Gary Smith	72

Shutouts

T-1	Roberto Luongo	20
	Kirk McLean	20
3	Dan Cloutier	14
4	Gary Smith	11
T-5	Richard Brodeur	6
	Garth Snow	6

AVG (Min. 50 GP)

1	Roberto Luongo	2.33
2	Dan Cloutier	2.42
3	Alex Auld	2.75
4	Felix Potvin	2.83
5	Garth Snow	2.86

CENTRES

Rk.	Player	G	A	PTS
1	Gradin	197	353	550
2	H. Sedin	109	351	460
3	Morrison	136	257	393
4	Boudrias	121	267	388
5	Sundstrom	133	209	342
6	Ronning	112	216	328
7	Oddleifson	85	180	265
8	Pederson	60	137	197
9	Lalonde	72	117	189
10	Boldirev	80	104	184

RIGHT WING

Rk.	Player	G	A	PTS
1	Linden	318	415	733
2	Smyl	262	411	673
3	Bure	254	206	478
4	Tanti	250	220	470
5	Bertuzzi	188	261	449
6	Mogilny	139	169	308
7	Ververgaert	139	165	304
T-8	Sandlak	104	117	221
	Blight	96	125	221
10	Schmautz	108	104	212

LEFT WING

Rk.	Player	G	A	PTS
1	Naslund	346	410	756
2	D. Sedin	179	283	462
3	Lever	186	221	407
4	Skriko	171	202	373
5	G.G. Adams	179	190	369
6	G. Courtall	102	144	246
7	Rota	20	116	236
8	Fraser	92	114	206
9	Cooke	83	120	203
10	O'Flaherty	98	95	193

DEFENCEMEN

Rk.	Player	G	A	PTS
1	Ohlund	93	232	325
T-2	Lumme	83	238	321
	Kearns	31	290	321
4	Lidster	65	242	307
5	Jovanovski	57	177	234
6	Lanz	56	171	227
7	McCarthy	51	148	199
8	Snepsts	35	160	195
9	Halward	45	118	163
10	Babych	23	131	154

ROOKIE

Rk.	Player	G	A	PTS
T-1	Bure	34	26	60
	Hlinka	23	37	60
3	Linden	30	29	59
4	Ververgaert	26	31	57
T-5	Blight	25	31	56
	Tallon	14	42	56
7	Ward	22	30	52

SEASON PLAYER RECORDS

Season	Goals		Assists		Points		Season	Goals		Assists		Points	
1970.71	Paiement	34	Tallon	42	Boudrias	66	1989.90	Adams	30	Reinhart	40	Quinn	63
1971.72	Boudrias	27	Guevremont	38	Boudrias	61	1990.91	Linden	33	Linden	37	Linden	70
					Kurtenbach	61		Courtall	33				
1972.73	Schmautz	38	Boudrias	40	Schmautz	75	1991.92	Bure	34	Ronning	47	Linden	75
1973.74	Schmautz	26	Boudrias	59	Boudrias	71	1992.93	Bure	60*	Ronning	56	Bure	110*
	Ververgaert	26					1993.94	Bure	60*	Bure	47	Bure	107
1974.75	Lever	38	Boudrias	62	Boudrias	78	1994.95	Bure	20	R. Courtall	24	Bure	43
1975.76	Ververgaert	37	Kearns	46	Ververgaert	71	1995.96	Mogilny	55	Mogilny	52	Mogilny	107
			Oddiefson	46			1996.97	Gelinas	35	Mogilny	42	Mogilny	73
1976.77	Blight	28	Kearns	55	Blight	68	1997.98	Bure	51	Bure	39	Bure	90
1977.78	Walton	29	Kearns	43	Walton	66	1998.99	Naslund	36	Messier	35	Naslund	66
1978.79	Sedlbauer	40	Gradin	31	Sedlbauer	56	1999.00	Naslund	27	Cassels	45	Naslund	65
			Kearns	31			2000.01	Naslund	41	Cassels	44	Naslund	75
1979.80	Smyl	31	Smyl	47	Smyl	78	2001.02	Naslund	40	Naslund	50	Naslund	90
1980.81	Williams	35	Gradin	48	Gradin	69	2002.03	Naslund	48	Naslund	56	Naslund	104
1981.82	Gradin	37	Gradin	49	Gradin	86	2003.04	Naslund	35	Naslund	49	Naslund	84
1982.83	Rota	42	Gradin	54	Smyl	88		-		-		-	
1983.84	Tanti	45	Gradin	57	Sundstrom	91	2005.06	Carter	33	H. Sedin	57	Naslund	79
1984.85	Tanti	39	Sundstrom	43	Sundstrom	68	2006.07	D. Sedin	36	H. Sedin	71*	D. Sedin	84
1985.86	Tanti	39	Sundstrom	48	Skriko	78	2007.08	D. Sedin	29	H. Sedin	61	H. Sedin	76
1986.87	Tanti	41	Pederson	52	Tanti	79	2008.09	D. Sedin	31	H. Sedin	60	D. Sedin	82
1987.88	Tanti	40	Pederson	52	Tanti	77						H. Sedin	82
1988.89	Linden	30	Reinhart	50	Skriko	66		*Club Record					
	Skriko	30											

*Club Record

SEASON PENALTY MINUTES & GOALTENDING RECORDS

Season	Penalty Minutes	Goaltender Avg (Min. 20 GP)	Wins	Season	Penalty Minutes	Goaltender Avg (Min. 20 GP)	Wins
1970.71	Paiement	152	Hodge 3.41	1990.91	Odjick	296	Gamble 3.45
1971.72	Schella	166	Wilson 3.61	1991.92	Odjick	348	McLean 2.74
1972.73	Schmautz	137	Wilson 3.94	1992.93	Odjick	370	Whitmore 3.10
1973.74	Dailey	143	Smith 3.44	1993.94	Odjick	271	McLean 2.99
1974.75	Pratt	145	Smith 3.09	1994.95	Murzyn	129	McLean 2.75
1975.76	Snepsts	125	Lockett 3.47	1995.96	Odjick	181	Hirsch 2.93
1976.77	Snepsts	149	Maniago 3.36	1996.97	Odjick	371	McLean 3.21
1977.78	McIlhargey	172	Maniago 4.02	1997.98	Brashear	372	Irbe 2.73
1978.79	Snepsts	130	Hanlon 3.10	1998.99	Brashear	209	Snow 2.93
1979.80	Smyl	204	Hanlon 3.47	1999.00	Brashear	136	Potvin 2.59
1980.81	Williams	343	Brodeur 3.51	2000.01	Brashear	145	Essensa 2.68
1981.82	Williams	341	Brodeur 3.35	2001.02	Cooke	111	Skudra 2.42
1982.83	Williams	265	Brodeur 3.79	2002.03	Bertuzzi	144	Cloutier 2.42
1983.84	Williams	294	Brodeur 4.01	2003.04	May	137	Cloutier 2.27
1984.85	Butcher	152	Brodeur 4.67	2004.05	-	-	-
1985.86	Butcher	188	Young 3.58	2005.06	Ruutu	142	Auld 2.94
1986.87	Butcher	207	Brodeur 3.59	2006.07	Bieksa	134	Luongo 2.29
1987.88	Butcher	285	McLean 3.71	2007.08	Burrows	179	Luongo 2.38
1988.89	Butcher	227	Weeks 2.98	2008.09	O'Brien	196	Luongo 2.34
1989.90	Stern	208	McLean 3.47	*Club Record			

*Club Record

GOALTENDING RECORDS

Goaltender	GPI	MINS	GA	SO	Avg	W-L-T	Goaltender	GPI	MINS	GA	SO	Avg	W-L-T
Kirk McLean	516	29,989	1637	20	3.28	211-228-59	Bob Essensa	39	2059	92	1	2.68	18-12-3
Richard Brodeur	377	21,548	1389	6	3.87	126-172-62	Charlie Hodge	35	1967	112	0	3.42	15-13-5
Dan Cloutier	208	12,010	485	14	2.42	109-68-23	Curtis Sanford	35	1652	74	1	2.71	11-11-1
Roberto Luongo	203	11,904	463	20	2.33	115-64-22	Kevin Weekes	31	1519	81	1	3.20	6-15-5
Gary Smith	188	10,040	572	11	3.33	72-81-23	Wendell Young	30	1443	96	0	3.99	5-15-4
Dunc Wilson	148	7919	518	2	3.93	34-86-12	Johan Hedberg	21	1098	46	3	2.51	8-6-2
Glen Hanlon	137	7770	461	5	3.56	43-66-21	Bruce Bullock	16	927	74	0	4.79	3-9-3
Garth Snow	109	5717	273	6	2.87	33-52-11	Sean Burke	16	838	49	0	3.51	2-9-4
Frank Caprice	102	5589	391	1	4.20	31-47-11	Ken Ellacott	12	555	41	0	4.43	2-3-4
Corey Hirsch	101	5434	283	4	3.12	32-42-13	Jacques Caron	10	465	38	0	4.90	2-5-1
Curt Ridley	96	5183	328	1	3.80	25-44-16	Jason LaBarbera	9	451	20	0	2.66	3-2-2
Cesare Maniago	93	5269	323	2	3.68	27-45-17	Dany Sabourin	9	479	21	0	2.63	2-4-1
Alex Auld	81	4650	213	1	2.75	39-31-8	Corey Schneider	8	355	20	0	3.38	2-4-1
Kay Whitmore	74	4296	244	1	3.40	36-28-6	Bob Mason	6	353	29	0	4.93	2-4-0
Gary Bromley	73	3982	241	3	3.63	25-27-14	Corey Schwab	6	269	16	0	3.57	2-1-1
Troy Gamble	72	3804	229	1	3.61	22-29-9	Mike Fountain	6	245	14	1	3.43	2-2-0
Felix Potvin	69	3972	188	1	2.84	26-30-10	Martin Brochu	6	216	15	0	4.17	0-3-0
Steve Weeks	66	3808	218	0	3.43	19-34-11	Rick Heinz	3	180	9	1	3.00	2-1-0
John Garrett	56	2994	205	1	4.11	22-21-5	D. McClelland	2	120	10	0	5.00	1-1-0
Ken Lockett	55	2348	131	2	3.35	13-15-8	Drew MacIntyre	2	61	3	0	2.95	0-1-0
Ed Dyck	49	2453	178	1	4.54	8-28-5	Alfie Michaud	2	69	5	0	4.35	0-1-0
Peter Skudra	46	2358	101	2	2.57	19-13-8	Tyler Moss	1	22	1	0	2.50	0-0-0
George Gardner	42	2159	138	0	3.83	9-22-4	M. Bannerman	1	20	0	0	0.00	0-0-0
Arturs Irbe	41	1999	91	2	2.73	14-11-6	Steve McKichan	1	20	2	0	6.00	0-0-0

CANUCKS MOST PRODUCTIVE MONTHS

Player	Month	GP	Points
Stan Smyl	Mar. 1983	16	10-21-31
Pavel Bure	Mar. 1994	16	19-11-30
Darcy Rota	Mar. 1983	16	15-15-30
Thomas Gradin	Mar. 1983	16	11-16-27
Alex Mogilny	Feb. 1996	13	12-13-25
Pavel Bure	Nov. 1992	15	16-8-24
Patrik Sundstrom	Feb. 1984	15	13-11-24
Tony Tanti	Oct. 1983	12	13-10-23
Geoff Courtnall	Nov. 1992	15	5-18-23
Petri Skriko	Nov. 1986	14	14-8-22
Tony Tanti	Jan. 1988	15	13-9-22
Pavel Bure	Jan. 1992	14	12-10-22
Petri Skriko	Mar. 1987	12	10-12-22
Todd Bertuzzi	Mar. 2002	14	11-11-22
Markus Naslund	Jan. 2002	14	8-13-21
Petr Nedved	Nov. 1992	15	12-9-21
Barry Pederson	Jan. 1988	15	5-16-21
Pavel Bure	Nov. 1997	13	8-13-21
Daniel Sedin	Dec. 2006	15	9-11-20
Alex Mogilny	Jan. 1996	12	11-9-20
Patrik Sundstrom	Oct. 1983	12	7-13-20
Henrik Sedin	Mar. 2009	15	7-12-19
Henrik Sedin	Mar. 2007	15	2-17-19
Dan Quinn	Feb. 1990	14	13-6-19
Pavel Bure	Jan. 1994	13	13-6-19
Petri Skriko	Nov. 1983	14	10-9-19
Greg Adams	Nov. 1987	14	9-10-19
Todd Bertuzzi	Jan. 2002	14	7-12-19
Barry Pederson	Nov. 1986	14	7-12-19
Stan Smyl	Feb. 1980	12	5-14-19
Daniel Sedin	Mar. 2009	15	5-13-18
Daniel Sedin	Dec. 2006	13	9-9-18
Ivan Hlinka	Nov. 1982	14	8-10-18
Petri Skriko	Jan. 1988	13	8-10-18
Trevor Linden	Dec. 1995	13	7-11-18
Per-Olov Brasar	Mar. 1981	13	6-12-18
Thomas Gradin	Mar. 1982	13	6-12-18
Paul Reinhart	Oct. 1989	13	5-13-18

CANUCKS POINT STREAKS

Rank	Player	Month	GP	Points
T-1.	Nedved	Nov. 19-Dec. 27/92	15	15-9-24
	Bertuzzi	Jan. 3-Feb. 4/02	15	7-12-19
3.	Rota	Mar. 2-29/83	14	15-15-30
T-4.	Smyl	Feb. 27-Mar. 23/83	13	8-19-27
	Bure	Jan. 4-30/93	13	12-10-22
T-6.	Gradin	Feb. 27-Mar. 21/83	12	10-16-26
	Bure	Mar. 9-Apr. 1/94	12	16-8-24
	Smyl	Feb. 7-Mar. 4/80	12	5-17-22
	Bure	Feb. 8-Mar. 4/94	12	11-10-21
	Semenov	Nov. 6-26/92	12	1-16-17
	Bertuzzi	Jan. 17-Feb. 13/03	12	6-8-14
T-12.	Tanti	Oct. 5-28/83	11	13-10-23
	Kearns	Feb. 27-Mar. 20/77	11	1-19-20
	Mogilny	Nov. 3-Nov. 23/95	11	9-8-17
	Bubla	Oct. 12-Nov. 5/83	11	1-11-12
T-16.	Bure	Nov. 11-Dec. 1/97	10	8-8-16
	Mogilny	Jan. 22-Feb. 9/96	10	9-6-15

STREAKS TO START SEASON

Rank	Player	Month	GP	Points
1.	Tanti	Oct. 5-28/83	11	13-10-23
T-2.	Linden	Oct. 9-25/95	8	5-7-12
	Walton	Oct. 12-29/77	8	6-6-12
4.	Pederson	Oct. 6-18/88	7	3-4-7
5.	Boudrias	Oct. 9-19/74	5	0-9-9
T-6.	Ververgaert	Oct. 9-19/74	5	5-2-7
	Lever	Oct. 9-19/74	5	3-4-7
T-8.	D. Sedin	Oct. 5-13/07	5	4-3-7
	Tanti	Oct. 11-18/84	5	4-1-5
	Tannahill	Oct. 7-17/78	5	2-3-5

CANUCKS PENALTY SHOTS (Scored on 17 of 41 opportunities)

Player	Date	Goaltender	Result	Score
Andre Boudrias	Mar. 9/73	Roger Crozier	GOAL	BUF 2 @ VAN 5
Ron Sedlbauer	Nov. 19/77	Billy Smith	no goal	VAN 2 @ NYI 9
Ron Sedlbauer	Mar. 7/78	Glen Resch	no goal	VAN 2 @ NYI 5
Ron Sedlbauer	Mar. 2/79	Greg Inness	no goal	WSH 6 @ VAN 2
Harold Snepsts	Feb. 2/80	Gilles Meloche	GOAL	VAN 5 @ MIN 4
Thomas Gradin	Feb. 11/82	Gilles Gilbert	GOAL	VAN 4 @ DET 4
Ivan Hlinka	Feb. 11/82	Gilles Gilbert	GOAL	VAN 4 @ DET 4
Stan Smyl	Jan. 16/87	Mike Vernon	GOAL	CGY 5 @ VAN 9
Greg Adams	Jan. 7/88	Alain Chevrier	no goal	VAN 6 @ NJ 3
Greg Adams	Jan. 9/89	Alan Bester	no goal	VAN 0 @ TOR 3
Greg Adams	Dec. 10/89	Jacques Cloutier	no goal	VAN 1 @ CHI 7
Gino Odjick	Oct. 19/91	Mike Vernon	GOAL	CGY 2 @ VAN 5
Greg Adams	Dec. 1/91	Bill Ranford	no goal	VAN 0 @ EDM 7
Greg Adams	Jan. 25/92	Curtis Joseph	no goal	VAN 1 @ STL 0
Pavel Bure	Feb. 17/92	J. Vanbiesbrouck	no goal	VAN 3 @ NYR 3
Pavel Bure	Feb. 28/92	Rick Tabaracci	GOAL	WPG 3 @ VAN 5
Pavel Bure	Oct. 6/93	Kelly Hrudey	no goal	VAN 5 @ LA 2
Geoff Courtnall	Mar. 21/95	Damian Rhodes	no goal	TOR 1 @ VAN 3
Mike Sillinger	Jan. 14/97	Mark Fitzpatrick	GOAL	FLA 4 @ VAN 4

ALL-TIME

PENALTY SHOTS

Player	Date	Goaltender	Result	Score			
Pavel Bure	Nov. 12/97	Mike Vernon	GOAL	VAN 5	@	SJ	2
Alex Mogilny	Dec. 1/97	Chris Osgood	GOAL	DET 3	@	VAN	3
Pavel Bure	Jan. 26/98	Nikolai Khabibulin	GOAL	VAN 2	@	PHX	4
Pavel Bure	Feb. 28/98	Damian Rhodes	GOAL	OTT 4	@	VAN	6
Markus Naslund	Dec. 19/98	Mike Dunham	GOAL	NSH 6	@	VAN	4
Andrew Cassels	Nov. 30/99	Patrick Roy	no goal	COL 4	@	VAN	2
Andrew Cassels	Mar. 18/01	Norm Maracle	no goal	VAN 5	@	ATL	3
Markus Naslund	Oct. 18/01	Curtis Joseph	GOAL	TOR 6	@	VAN	5
Markus Naslund	Mar. 21/02	Chris Osgood	no goal	VAN 2	@	NYI	3
Daniel Sedin	Jan. 17/04	Jean-Sebastien Giguere	no goal	ANA 2	@	VAN	1
Jarkko Ruutu	Feb. 13/04	Pasi Nurminen	no goal	ATL 4	@	VAN	1
Trevor Linden	Nov. 20/05	Ilja Bryzgalov	GOAL	VAN 3	@	ANA	2
Alex Burrows	Jan. 5/06	Craig Anderson	no goal	VAN 3	@	CHI	2
Jarkko Ruutu	Jan. 5/06	Craig Anderson	GOAL	VAN 3	@	CHI	2
Alex Burrows	Feb. 3/06	Miikka Kiprusoff	no goal	VAN 3	@	CGY	1
Daniel Sedin	Mar. 8/07	Curtis Joseph	no goal	VAN 4	@	PHX	2
Henrik Sedin	Nov. 27/07	Jean-Sebastien Giguere	no goal	ANA 0	@	VAN	4
Markus Naslund	Feb. 1/08	Tomas Vokoun	no goal	VAN 3	@	FLA	4
Daniel Sedin	Feb. 10/08	Nikolai Khabibulin	no goal	CHI 2	@	VAN	3
Markus Naslund	Mar. 15/08	Marty Turco	no goal	VAN 4	@	DAL	3
Taylor Pyatt	Nov. 12/08	Peter Budaj	GOAL	COL 2	@	VAN	1
Pavol Demitra	Mar. 27/09	Andrew Raycroft	no goal	VAN 4	@	COL	1

OPPOSITION (Scored on 16 of 41 opportunities)

Player	Date	Goaltender	Result	Score			
P. Andrea	Nov. 5/70	Dunc Wilson	no goal	VAN 4	@	BUF	1
G. Charron	Feb. 29/72	Ed Dyck	no goal	VAN 2	@	DET	8
S. Atkinson	Feb. 1/75	Ken Lockett	GOAL	WSH 2	@	VAN	5
D. Murdoch	Nov. 3/76	Curt Ridley	GOAL	NYR 6	@	VAN	1
D. Savard	Jan. 10/82	Richard Brodeur	no goal	VAN 2	@	CHI	3
B. Propp	Jan. 4/83	Ken Elacott	GOAL	VAN 1	@	PHI	4
W. Gretzky	Jan. 19/83	Richard Brodeur	GOAL	VAN 4	@	EDM	9
B. Ashton	Dec. 11/88	Kirk McLean	GOAL	WPG 6	@	VAN	8
J. Nieuwendyk	Dec. 16/88	Steve Weeks	GOAL	CGY 5	@	VAN	3
M. Donnelly	Nov. 12/92	Kirk McLean	GOAL	VAN 4	@	LA	7
A. Kovalenko	Dec. 4/93	Kirk McLean	GOAL	VAN 1	@	QUE	3
B. Gilchrist	Jan. 27/94	Kirk McLean	no goal	DAL 3	@	VAN	2
R. Niedermayer	Mar. 13/97	Corey Hirsch	no goal	VAN 4	@	FLA	5
H. Dominichelli	Feb. 27/98	Arturs Irbe	GOAL	VAN 4	@	CGY	4
O. Nolan	Dec. 26/98	Garth Snow	no goal	VAN 0	@	SJ	2
M. Rucinsky	Jan. 2/99	Corey Hirsch	no goal	MTL 2	@	VAN	1
P. Kariya	Feb. 20/99	Corey Hirsch	GOAL	ANA 5	@	VAN	1
M. Sushinsky	Nov. 26/00	Felix Potvin	no goal	VAN 2	@	MIN	4
B. Hull	Jan. 22/01	Felix Potvin	no goal	VAN 1	@	DAL	2
D. Bylsma	Dec. 12/01	Dan Cloutier	no goal	VAN 1	@	ANA	0
S. Roest	Mar. 8/02	Dan Cloutier	GOAL	MIN 3	@	VAN	6
M. Sillinger	Mar. 14/02	Dan Cloutier	no goal	VAN 5	@	CBJ	1
B. Morrow	Nov. 6/02	Dan Cloutier	GOAL	VAN 0	@	DAL	4
T. Holmstrom	Jan. 19/03	Dan Cloutier	no goal	VAN 4	@	DET	1
A. Laaksonen	Oct. 18/03	Johan Hedberg	no goal	VAN 2	@	MIN	2
E. Nickulas	Nov. 6/03	Dan Cloutier	no goal	VAN 2	@	STL	3
O. Saprykin	Dec. 26/03	Dan Cloutier	no goal	VAN 2	@	CGY	0
J. Iginla	Jan. 3/04	Alex Auld	no goal	VAN 3	@	CGY	1
A. Laaksonen	Feb. 19/04	Dan Cloutier	GOAL	VAN 2	@	MIN	6
P. Demitra	Feb. 28/04	Johan Hedberg	no goal	STL 0	@	VAN	2
P.M. Bouchard	Oct. 12/05	Dan Cloutier	GOAL	VAN 0	@	MIN	6
C. Kobasew	Nov. 7/05	Alex Auld	no goal	VAN 3	@	CGY	4
S. Doan	Nov. 26/05	Alex Auld	no goal	VAN 1	@	PHX	2
R. Nash	Feb. 6/06	Alex Auld	no goal	CBJ 4	@	VAN	7
B. Rolston	Nov. 2/06	Roberto Luongo	GOAL	VAN 2	@	MIN	5
E. Staal	Dec. 8/06	Roberto Luongo	no goal	CAR 3	@	VAN	4
S. Crosby	Dec. 8/07	Roberto Luongo	no goal	PIT 2	@	VAN	1
M. Nylander	Oct. 13/08	Roberto Luongo	GOAL	VAN 1	@	WSH	5
Sam Gagner	Oct. 25/08	Roberto Luongo	no goal	EDM 3	@	VAN	6
A. Frolov	Oct. 30/08	Roberto Luongo	no goal	VAN 4	@	LA	0
P. Sharp	Mar. 29/09	Roberto Luongo	no goal	VAM 4	@	CHI	0

CANUCKS

No.	Date	Opponent	Score	Goaltender
-----	------	----------	-------	------------

1971.72

1	Oct. 27	@ Toronto	0-0	Dunc Wilson
---	---------	-----------	-----	-------------

1972.73

2	Jan. 9	St. Louis	3-0	Dunc Wilson
---	--------	-----------	-----	-------------

3	Feb. 16	Atlanta	5-0	Ed Dyck
---	---------	---------	-----	---------

1973.74

4	Oct. 23	Atlanta	3-0	Gary Smith
---	---------	---------	-----	------------

5	Mar. 15	Atlanta	3-0	Gary Smith
---	---------	---------	-----	------------

6	Mar. 31	California	7-0	Gary Smith
---	---------	------------	-----	------------

1974.75

7	Oct. 20	@ NY Rangers	1-0	Gary Smith
---	---------	--------------	-----	------------

8	Oct. 29	Detroit	7-0	Gary Smith
---	---------	---------	-----	------------

9	Nov. 12	Chicago	1-0	Gary Smith
---	---------	---------	-----	------------

10	Nov. 30	NY Islanders	3-0	Gary Smith
----	---------	--------------	-----	------------

11	Dec. 10	California	3-0	Gary Smith
----	---------	------------	-----	------------

12	Feb. 11	Kansas City	4-0	Gary Smith
----	---------	-------------	-----	------------

13	Apr. 1	California	7-0	Ken Lockett
----	--------	------------	-----	-------------

14	Apr. 2	@ California	3-0	Ken Lockett
----	--------	--------------	-----	-------------

1975.76

15	Nov. 25	Buffalo	4-0	Gary Smith
----	---------	---------	-----	------------

16	Feb. 20	Minnesota	7-0	Gary Smith
----	---------	-----------	-----	------------

17	Apr. 2	@ California	5-0	Curt Ridley
----	--------	--------------	-----	-------------

1976.77

18	Mar. 10	Chicago	5-0	Cesare Maniago
----	---------	---------	-----	----------------

1977.78

19	Nov. 20	@ NY Rangers	3-0	Cesare Maniago
----	---------	--------------	-----	----------------

1978.79

20	Nov. 1	@ Chicago	1-0	Glen Hanlon
----	--------	-----------	-----	-------------

21	Dec. 5	Atlanta	3-0	Glen Hanlon
----	--------	---------	-----	-------------

22	Dec. 23	Los Angeles	2-0	Glen Hanlon
----	---------	-------------	-----	-------------

23	Feb. 22	Colorado	3-0	Gary Bromley
----	---------	----------	-----	--------------

24	Mar. 31	@ Colorado	2-0	Gary Bromley
----	---------	------------	-----	--------------

1979.80

25	Apr. 1	Edmonton	5-0	Gary Bromley
----	--------	----------	-----	--------------

1980.81

26	Mar. 1	Hartford	3-0	Glen Hanlon
----	--------	----------	-----	-------------

1981.82

27	Oct. 28	Washington	3-0	Richard Brodeur
----	---------	------------	-----	-----------------

28	Dec. 2	Minnesota	5-0	Glen Hanlon
----	--------	-----------	-----	-------------

29	Mar. 28	Winnipeg	5-0	Rick Heinz
----	---------	----------	-----	------------

30	Apr. 3	@ Los Angeles	6-0	Richard Brodeur
----	--------	---------------	-----	-----------------

1982.83

31	Mar. 2	@ Winnipeg	3-0	John Garrett
----	--------	------------	-----	--------------

1983.84

32	Jan. 15	Hartford	5-0	Frank Caprice
----	---------	----------	-----	---------------

33	Jan. 27	Philadelphia	4-0	Richard Brodeur
----	---------	--------------	-----	-----------------

1985.86

34	Oct. 23	@ Detroit	5-0	Richard Brodeur
----	---------	-----------	-----	-----------------

35	Nov. 11	Detroit	5-0	Richard Brodeur
----	---------	---------	-----	-----------------

1986.87

36	Nov. 18	Calgary	5-0	Richard Brodeur
----	---------	---------	-----	-----------------

1987.88

37	Feb. 17	Pittsburgh	5-0	Kirk McLean
----	---------	------------	-----	-------------

1988.89

38	Oct. 19	@ New Jersey	4-0	Kirk McLean
----	---------	--------------	-----	-------------

39	Feb. 21	St. Louis	2-0	Kirk McLean
----	---------	-----------	-----	-------------

40	Mar. 8	Winnipeg	3-0	Kirk McLean
----	--------	----------	-----	-------------

41	Mar. 16	Edmonton	3-0	Kirk McLean
----	---------	----------	-----	-------------

1990.91

42	Oct. 12	St. Louis	4-0	Troy Gamble
----	---------	-----------	-----	-------------

1991.92

43	Nov. 10	NY Islanders	6-0	Kirk McLean
----	---------	--------------	-----	-------------

44	Nov. 16	San Jose	1-0	Kirk McLean
----	---------	----------	-----	-------------

No.	Date	Opponent	Score	Goaltender
-----	------	----------	-------	------------

45	Dec. 4	@ Montreal	3-0	Kirk McLean
----	--------	------------	-----	-------------

46	Jan. 25	@ St. Louis	1-0 OT	Kirk McLean
----	---------	-------------	--------	-------------

47	Mar. 1	Calgary	11-0	Kirk McLean
----	--------	---------	------	-------------

1992.93

48	Nov. 21	Edmonton	9-0	Kirk McLean
----	---------	----------	-----	-------------

49	Dec. 31	Los Angeles	4-0	Kirk McLean
----	---------	-------------	-----	-------------

50	Jan. 4	Tampa Bay	7-0	Kirk McLean
----	--------	-----------	-----	-------------

51	Apr. 4	@ Ottawa	3-0	Kay Whitmore
----	--------	----------	-----	--------------

1993.94

52	Nov. 10	Los Angeles	4-0	Kirk McLean
----	---------	-------------	-----	-------------

53	Nov. 16	St. Louis	3-0	Kirk McLean
----	---------	-----------	-----	-------------

54	Mar. 3	St. Louis	4-0	Kirk McLean
----	--------	-----------	-----	-------------

1994.95

55	Apr. 11	Anaheim	5-0	Kirk McLean
----	---------	---------	-----	-------------

1995.96

56	Jan. 15	@ Boston	6-0	Corey Hirsch
----	---------	----------	-----	--------------

57	Mar. 3	@ Buffalo	3-0	Kirk McLean
----	--------	-----------	-----	-------------

58	Apr. 13	Calgary	5-0	Kirk McLean
----	---------	---------	-----	-------------

1996.97

59	Nov. 14	@ New Jersey	3-0	Mike Fountain
----	---------	--------------	-----	---------------

60	Nov. 19	Dallas	2-0	Corey Hirsch
----	---------	--------	-----	--------------

61	Dec. 15	@ St. Louis	8-0	Corey Hirsch
----	---------	-------------	-----	--------------

1997.98

62	Oct. 13	Edmonton	3-0	Kirk McLean
----	---------	----------	-----	-------------

63	Dec. 15	Los Angeles	7-0	Arturs Irbe
----	---------	-------------	-----	-------------

64	Dec. 18	@ San Jose	0-0	Arturs Irbe
----	---------	------------	-----	-------------

1998.99

65	Oct. 23	@ Florida	5-0	Garth Snow
----	---------	-----------	-----	------------

66	Nov. 19	@ Colorado	5-0	Garth Snow
----	---------	------------	-----	------------

67	Jan. 10	Dallas	2-0	Corey Hirsch
----	---------	--------	-----	--------------

68	Feb. 26	Carolina	1-0	Garth Snow
----	---------	----------	-----	------------

69	Mar. 11	@ Phoenix	3-0	Garth Snow
----	---------	-----------	-----	------------

70	Mar. 29	Phoenix	1-0	Garth Snow
----	---------	---------	-----	------------

71	Apr. 12	@ Calgary	2-0	Garth Snow
----	---------	-----------	-----	------------

1999.00

72	Oct. 24	@ NY Rangers	3-0	Kevin Weekes
----	---------	--------------	-----	--------------

2000.01

73	Oct. 14	Buffalo	4-0	Felix Potvin
----	---------	---------	-----	--------------

74	Feb. 8	San Jose	0-0	Bob Essensa
----	--------	----------	-----	-------------

2001.02

75	Oct. 13	Colorado	4-0	Dan Cloutier
----	---------	----------	-----	--------------

76	Nov. 1	Montreal	4-0	Dan Cloutier
----	--------	----------	-----	--------------

77	Nov. 11	@ Minnesota	5-0	Dan Cloutier
----	---------	-------------	-----	--------------

78	Dec. 12	@ Anaheim	1-0	Dan Cloutier
----	---------	-----------	-----	--------------

79	Dec. 15	Detroit	3-0	Dan Cloutier
----	---------	---------	-----	--------------

80	Jan. 26	@ Calgary	2-0	Peter Skudra
----	---------	-----------	-----	--------------

81	Mar. 12	@ Nashville	5-0	Dan Cloutier
----	---------	-------------	-----	--------------

82	Mar. 26	Los Angeles	4-0	Dan Cloutier
----	---------	-------------	-----	--------------

2002.03

83	Oct. 10	@ Calgary	3-0	Dan Cloutier
----	---------	-----------	-----	--------------

84	Jan. 26	Phoenix	1-0	Peter Skudra
----	---------	---------	-----	--------------

85	Feb. 25	Atlanta	8-0	Dan Cloutier
----	---------	---------	-----	--------------

86	Mar. 23	Washington	6-0	Alex Auld
----	---------	------------	-----	-----------

2003.04

87	Oct. 11	Edmonton	3-0	Johan Hedberg
----	---------	----------	-----	---------------

88	Dec. 20	@ Edmonton	3-0	Dan Cloutier
----	---------	------------	-----	--------------

89	Dec. 26	@ Calgary	2-0	Dan Cloutier
----	---------	-----------	-----	--------------

90	Feb. 5	@ New Jersey	4-0	Dan Cloutier
----	--------	--------------	-----	--------------

91	Feb. 16	@ Colorado	1-0	Dan Cloutier
----	---------	------------	-----	--------------

92	Feb. 28	St. Louis	2-0	Johan Hedberg
----	---------	-----------	-----	---------------

93	Mar. 6	@ Columbus	4-0	Johan Hedberg
----	--------	------------	-----	---------------

94	Mar. 24	Los Angeles	1-0	Dan Cloutier
----	---------	-------------	-----	--------------

2004.05

Work stoppage

No. Date Opponent Score Goaltender

2006.07

95	Oct. 25	@ Chicago	5-0	Roberto Luongo
96	Nov. 28	Columbus	1-0	Roberto Luongo
97	Jan. 16	@ Montreal	4-0	Roberto Luongo
98	Mar. 21	Nashville	2-0	Roberto Luongo
99	Mar. 27	@ Colorado	3-0	Roberto Luongo

2007.08

100	Nov. 25	Chicago	2-0	Roberto Luongo
101	Nov. 27	Anaheim	4-0	Roberto Luongo
102	Nov. 29	Columbus	2-0	Roberto Luongo
103	Dec. 18	New Jersey	5-0	Roberto Luongo
104	Jan. 3	NY Rangers	3-0	Roberto Luongo

2008.09

105	Oct. 9	Calgary	6-0	Roberto Luongo
106	Oct. 30	@ Los Angeles	4-0	Roberto Luongo
107	Nov. 4	Nashville	4-0	Roberto Luongo
108	Nov. 6	Phoenix	1-0	Roberto Luongo
109	Nov. 8	Minnesota	2-0	Roberto Luongo
110	Dec. 28	Ottawa	3-0	Curtis Sanford
111	Mar. 19	St. Louis	3-0	Roberto Luongo
112	Mar. 29	@ Chicago	4-0	Roberto Luongo
113	Apr. 9	Los Angeles	1-0	Roberto Luongo
114	Apr. 11	@ Colorado	1-0	Roberto Luongo

No shutouts were recorded by the Canucks in the following seasons: 1970.71, 1984.85, 1989.90 and 2005.06.

OPPONENTS

No. Date Opponent Score Goaltender

1971.72

1	Oct. 20	@ Minnesota	0-7	Cesare Maniago
2	Oct. 22	Montreal	0-6	Ken Dryden
3	Oct. 27	@ Toronto	0-0	Bernie Parent
4	Nov. 17	@ Chicago	0-3	Tony Esposito
5	Nov. 18	@ Boston	0-5	Ed Johnston
6	Dec. 4	@ Montreal	0-7	Ken Dryden
7	Dec. 22	@ Detroit	0-3	Al Smith
8	Jan. 20	@ Buffalo	0-1	Roger Crozier
9	Jan. 27	@ Chicago	0-4	Tony Esposito
10	Jan. 30	California	0-2	Gilles Meloche
11	Feb. 24	@ Detroit	0-2	Al Smith
12	Mar. 4	@ Montreal	0-5	Ken Dryden

1972.73

13	Oct. 19	@ Buffalo	0-6	Roger Crozier
14	Oct. 24	Pittsburgh	0-4	Denis Herron
15	Jan. 14	Montreal	0-3	Wayne Thomas
16	Jan. 19	Los Angeles	0-4	Gary Edwards
17	Mar. 22	@ Philadelphia	0-9	Doug Favell

1973.74

18	Oct. 17	@ Chicago	0-5	Tony Esposito
19	Nov. 9	Chicago	0-4	Tony Esposito
20	Nov. 25	@ NY Rangers	0-5	Ed Giacomini
21	Dec. 7	Atlanta	0-2	Dan Bouchard
22	Mar. 23	@ Los Angeles	0-5	Gary Edwards

1974.75

23	Jan. 1	Philadelphia	0-2	Bernie Parent
24	Mar. 19	@ NY Rangers	0-3	Ed Giacomini

1975.76

25	Oct. 12	@ Chicago	0-3	Tony Esposito
----	---------	-----------	-----	---------------

1976.77

26	Oct. 9	@ Montreal	0-3	Ken Dryden
27	Oct. 20	@ Buffalo	0-4	Gerry Desjardins
28	Nov. 13	Toronto	0-3	Mike Palmateer
29	Jan. 19	Pittsburgh	0-3	Denis Herron
30	Feb. 9	@ Montreal	0-6	Ken Dryden
31	Feb. 21	St. Louis	0-4	Eddie Johnston
32	Feb. 26	@ Minnesota	0-3	Pete Lopresti

No. Date Opponent Score Goaltender

1977.78

33	Nov. 29	Philadelphia	0-3	Bernie Parent
34	Dec. 11	@ Buffalo	0-3	Don Edwards

1978.79

35	Nov. 12	Philadelphia	0-4	Bernie Parent
36	Dec. 30	@ Los Angeles	0-4	Mario Lessard
37	Jan. 2	@ NY Islanders	0-9	Chico Resch
38	Jan. 6	@ Montreal	0-2	Ken Dryden
39	Jan. 24	Chicago	0-5	Tony Esposito
40	Feb. 26	@ Los Angeles	0-2	Mario Lessard
41	Mar. 7	@ Toronto	0-2	Mike Palmateer
42	Mar. 29	@ Philadelphia	0-5	Robbie Moore

1979.80

43	Oct. 20	@ Toronto	0-2	Mike Palmateer
44	Jan. 8	@ NY Islanders	0-3	Chico Resch
45	Feb. 3	@ Buffalo	0-3	Bob Sauve

1981.82

46	Dec. 19	@ St. Louis	0-5	Mike Liut
----	---------	-------------	-----	-----------

1982.83

47	Feb. 24	@ Los Angeles	0-8	Markus Mattsson
----	---------	---------------	-----	-----------------

1983.84

48	Jan. 7	@ Minnesota	0-2	Gilles Meloche
49	Jan. 8	@ Chicago	0-2	Murray Bannerman
50	Jan. 10	@ St. Louis	0-2	Mike Liut

1984.85

51	Oct. 30	@ Edmonton	0-7	Andy Moog
52	Nov. 17	@ Edmonton	0-7	Grant Fuhr
53	Jan. 2	@ NY Rangers	0-6	John Vanbiesbrouck
54	Feb. 6	@ St. Louis	0-4	Mike Liut
55	Mar. 2	@ Boston	0-5	Pete Peeters

1985.86

56	Nov. 8	@ Edmonton	0-13	Andy Moog
57	Nov. 20	@ Chicago	0-2	Murray Bannerman
58	Dec. 2	@ Montreal	0-7	Doug Soutar
59	Jan. 5	@ Winnipeg	0-4	Dan Bouchard
60	Feb. 11	@ NY Islanders	0-1	Billy Smith
61	Feb. 21	Calgary	0-4	Mike Vernon

1986.87

62	Jan. 14	@ Los Angeles	0-4	Roland Melanson
63	Jan. 23	Pittsburgh	0-6	Meloche/Romano
64	Feb. 24	@ Calgary	0-2	Reggie Lemelin

1987.88

65	Feb. 19	Toronto	0-5	Ken Wreggett
66	Feb. 28	Los Angeles	0-2	Glenn Healy

1988.89

67	Dec. 15	@ Calgary	0-2	Rick Wamsley
68	Jan. 1	Montreal	0-4	Patrick Roy
69	Jan. 9	@ Toronto	0-3	Allan Bester
70	Mar. 5	@ Washington	0-3	Don Beaupre

1989.90

71	Jan. 16	@ NY Islanders	0-3	Glenn Healy
72	Mar. 13	Hartford	0-1	Peter Sidorkiewicz

1990.91

73	Oct. 23	@ Detroit	0-6	Tim Cheveldae
74	Nov. 11	@ Philadelphia	0-2	Pete Peeters
75	Jan. 28	Chicago	0-1	Ed Belfour
76	Feb. 10	@ New Jersey	0-2	Chris Terreri
77	Mar. 3	@ Chicago	0-8	Ed Belfour

1991.92

78	Dec. 1	@ Edmonton	0-7	Bill Ranford
79	Dec. 3	@ Quebec	0-3	Ron Tugnutt

1992.93

80	Feb. 15	@ Los Angeles	0-3	Kelly Hrudey
----	---------	---------------	-----	--------------

1993.94

81	Feb. 4	@ Anaheim	0-3	Guy Herbert
----	--------	-----------	-----	-------------

OPPONENT SHUTOUTS

HAT TRICKS

No. Date Opponent Score Goaltender

1994.95

82 Mar. 26 @ Calgary 0-2 Trevor Kidd

1995.96

83 Dec. 23 Detroit 0-1 Mike Vernon

84 Jan. 16 @ Hartford 0-3 Sean Burke

85 Mar. 12 @ Washington 0-9 Jim Carey

86 Mar. 15 @ Ottawa 0-2 Damien Rhodes

87 Mar. 23 Calgary 0-4 Trevor Kidd

88 Apr. 8 @ Anaheim 0-2 Guy Hebert

1996.97

89 Oct. 6 @ Edmonton 0-2 Curtis Joseph

90 Dec. 23 Edmonton 0-7 Bob Essensa

91 Jan. 25 @ Phoenix 0-3 Nikolai Khabibulin

92 Feb. 1 @ Calgary 0-4 Trevor Kidd

93 Feb. 22 @ Los Angeles 0-4 Stephane Fiset

94 Mar. 1 Los Angeles 0-3 Stephane Fiset

1997.98

95 Oct. 17 Boston 0-2 Jim Carey

96 Oct. 29 @ Chicago 0-3 Chris Terreri

97 Dec. 19 @ San Jose 0-0 Mike Vernon

100 Dec. 21 Chicago 0-5 Jeff Hackett

101 Dec. 31 Philadelphia 0-8 Ron Hextall

102 Jan. 14 @ Detroit 0-4 Chris Osgood

103 Mar. 9 St. Louis 0-4 Jamie McLennan

104 Apr. 15 Los Angeles 0-2 Jamie Storr

1998.99

105 Dec. 12 @ Los Angeles 0-3 Stephane Fiset

106 Dec. 26 @ San Jose 0-2 Steve Shields

107 Dec. 27 @ Edmonton 0-3 M. Shatalenkov

108 Jan. 4 @ St. Louis 0-4 Jamie McLennan

109 Feb. 1 Ottawa 0-1 Ron Tugnutt

110 Feb. 17 @ Chicago 0-4 Jocelyn Thibault

111 Feb. 28 Buffalo 0-2 Dwayne Roloson

112 Apr. 2 San Jose 0-2 Steve Shields

1999.00

113 Dec. 26 Calgary 0-2 Fred Brathwaite

114 Feb. 14 @ Pittsburgh 0-3 J. S. Aubin

115 Mar. 11 @ Phoenix 0-5 Sean Burke

2000.01

116 Nov. 9 @ Los Angeles 0-2 Jamie Storr

117 Dec. 29 @ Calgary 0-5 Fred Brathwaite

118 Jan. 3 @ Chicago 0-6 Jocelyn Thibault

119 Jan. 20 @ St. Louis 0-3 Roman Turek

120 Feb. 8 San Jose 0-0 Steve Shields

121 Feb. 24 @ Ottawa 0-3 Patrick Lalime

122 Mar. 23 @ New Jersey 0-4 J. Vanbiesbrouck

2001.02

123 Nov. 20 @ Ottawa 0-3 Patrick Lalime

124 Mar. 9 @ San Jose 0-2 Miikka Kiprusoff

125 Mar. 24 Edmonton 0-2 Tommy Salo

2002.03

126 Nov. 6 @ Dallas 0-4 Marty Turco

127 Jan. 11 @ San Jose 0-3 Miikka Kiprusoff

128 Mar. 4 @ Philadelphia 0-3 R. Cechmanek

129 Mar. 15 Toronto 0-1 Ed Belfour

130 Apr. 6 Los Angeles 0-2 Jamie Storr

2003.04

131 Nov. 11 @ Minnesota 0-1 Dwayne Roloson

132 Mar. 18 @ Dallas 0-3 Marty Turco

2004.05

Work stoppage

2005.06

133 Oct. 12 @ Minnesota 0-6 Dwayne Roloson

134 Nov. 5 @ Calgary 0-1 Miikka Kiprusoff

135 Jan. 13 @ New Jersey 0-3 Martin Brodeur

136 Jan. 23 @ St. Louis 0-4 Curtis Sanford

137 Mar. 14 @ Nashville 0-5 Tomas Vokoun

138 Apr. 3 @ Los Angeles 0-1 Mathieu Garon

2006.07

139 Nov. 9 Anaheim 0-6 J.S. Giguere

140 Nov. 23 @ Nashville 0-6 Tomas Vokoun

141 Dec. 4 Edmonton 0-4 Dwayne Roloson

142 Dec. 21 @ Boston 0-2 Tim Thomas

143 Feb. 7 Chicago 0-3 Patrick Lalime

2007.08

144 Nov. 1 Nashville 0-3 Dan Ellis

145 Nov. 14 Edmonton 0-1 Mathieu Garon

146 Mar. 13 @ Phoenix 0-2 Ilja Bryzgalov

147 Mar. 28 @ Minnesota 0-4 Niklas Backstrom

2008.09

148 Oct. 28 Boston 0-1 Tim Thomas

149 Dec. 13 Edmonton 0-3 Dwayne Roloson

150 Dec. 23 @ San Jose 0-5 Evgeni Nabokov

151 Feb. 24 @ Montreal 0-3 Jaroslav Halak

No shutouts were recorded by Opponents in the following seasons: 1970.71 and 1980.81.

HAT TRICKS

Player Date Opponent Goaltender

1970.71

Orland Kurtenbach Dec. 12 California Gary Smith

Rosaire Paiement (4) Feb. 9 Buffalo Roger Crozier

Rosaire Paiement Feb. 16 Boston Gerry Cheevers

Wayne Maki Mar. 28 California Gary Smith (1)

Chris Worthy (2)

1971.72

Andre Boudrias Jan. 22 NY Rangers Gilles Villeneuve

1972.73

Bobby Schmautz Nov. 17 L.A. Gary Edwards (1)

Bobby Schmautz (4) Nov. 19 Buffalo Rogie Vachon (2)

Don Tannahill Dec. 26 California Gilles Meloche

Bobby Schmautz (4) Dec. 30 NY Islanders Billy Smith

Andre Boudrias Jan. 16 Toronto Jacques Plante

Bobby Lalonde Mar. 17 Pittsburgh Andy Brown (2)

Don Tannahill Mar. 25 Toronto Cam Newton (1)

Gord McRae

1973.74

Bobby Schmautz Oct. 26 Detroit Terry Richardson

Don Lever Mar. 31 Calgary Gilles Meloche

1974.75

Chris Oddleifson Dec. 6 Atlanta Dan Bouchard

Don Lever Feb. 1 Washington Ron Low

John Gould Feb. 21 NY Islanders Billy Smith

Gerry O'Flaherty Mar. 21 Atlanta Dan Bouchard

1975.76

Ron Sedlbauer Nov. 8 Boston Dave Reece

John Gould Nov. 11 Toronto Gord McRae

Garry Monahan Jan. 23 Minnesota Cesare Maniago

1976.77

Rick Blight (4) Oct. 6 Pittsburgh Gord Laxton

1977.78

Jere Gillis Nov. 9 St. Louis Ed Johnston

Mike Walton Nov. 15 Cleveland Gilles Meloche

1978.79

Ron Sedlbauer Nov. 28 St. Louis Phil Myre

1979.80

Stan Smyl Mar. 7 Atlanta Pat Riggan

Ivan Boldirev Mar. 30 Minnesota Gilles Meloche

1980.81

Stan Smyl Oct. 12 Quebec Michel Dion

Stan Smyl Dec. 19 Pittsburgh Rob Holland (2)

Thomas Gradin Mar. 4 Toronto Greg Millen (1)

Jim Rutherford

Player Date Opponent Goaltender

1981.82

Thomas Gradin	Oct. 9	Edmonton	Andy Moog
Stan Smyl	Oct. 31	Philadelphia	Pete Peeters
Thomas Gradin	Nov. 8	Winnipeg	Doug Soetaert
Ivan Boldirev	Nov. 15	Calgary	Reggie Lemelin (2)
Stan Smyl	Jan. 27	Buffalo	Pat Riggins (1)
Darcy Rota	Mar. 18	Montreal	Don Edwards
			Denis Herron

1982.83

Patrik Sundstrom	Dec. 9	Minnesota	Gilles Meloche (1)
			Don Beaupre (2)
Darcy Rota	Jan. 6	Hartford	Greg Millen
Darcy Rota	Mar. 12	Buffalo	Phil Myre
Thomas Gradin	Mar. 16	Edmonton	Andy Moog

1983.84

Darcy Rota	Nov. 30	Hartford	Greg Millen
Tony Tanti	Jan. 15	Hartford	Greg Millen
Tiger Williams	Jan. 20	Winnipeg	Mike Veisor
Patrik Sundstrom	Feb. 9	Montreal	Rick Wamsley (2)
			Richard Sevigny (1)

1984.85

Tony Tanti	Jan. 30	Montreal	Steve Penney
------------	---------	----------	--------------

1985.86

Tony Tanti	Nov. 13	Pittsburgh	Roberto Romano
Petri Skriko	Nov. 19	Detroit	Greg Stefan
Tony Tanti	Jan. 21	New Jersey	Craig Billington

1986.87

Petri Skriko	Nov. 18	Calgary	Mike Vernon
Petri Skriko (4)	Nov. 21	NY Rangers	John Vanbiesbrouck
Petri Skriko	Nov. 26	Los Angeles	Roland Melanson
Stan Smyl	Dec. 14	Chicago	M. Bannerman (2)
			Bob Sauve (1)
Tony Tanti	Jan. 19	Winnipeg	D. Berthiaume (2)
			Steve Penney (1)
Petri Skriko	Mar. 6	Montreal	Patrick Roy
Tony Tanti	Mar. 20	Winnipeg	Pokey Reddick
Stan Smyl	Apr. 3	Winnipeg	Pokey Reddick

1987.88

Greg Adams (4)	Oct. 8	St. Louis	Greg Millen
Tony Tanti (4)	Jan. 13	Winnipeg	Steve Penney
Tony Tanti	Jan. 30	Calgary	Mike Vernon
Tony Tanti	Mar. 13	Buffalo	Tom Barrasso

1988.89

Greg Adams	Oct. 12	Edmonton	Grant Fuhr
Trevor Linden	Nov. 17	Minnesota	Jon Casey (2)
			Kari Takko (1)
Trevor Linden	Nov. 22	Buffalo	Daren Puppa (2)
			Empty Net (1)
Tony Tanti	Jan. 7	Pittsburgh	Tom Barrasso
Jim Sandlak	Mar. 26	Winnipeg	Bob Essensa

1989.90

Rich Sutter	Oct. 20	New Jersey	Chris Terreri
Dan Quinn	Feb. 24	Los Angeles	Kelly Hrudey

1990.91

Trevor Linden	Dec. 20	Edmonton	Kari Takko
---------------	---------	----------	------------

1991.92

Igor Larionov	Nov. 3	Edmonton	Bill Ranford (2)
			Peter Ing (1)
Dave Babych	Nov. 22	Calgary	Mike Vernon
Greg Adams	Dec. 4	Montreal	Patrick Roy
Igor Larionov	Dec. 28	San Jose	Jeff Hackett

1992.93

Pavel Bure (4)	Oct. 12	Winnipeg	Bob Essensa
Pavel Bure	Nov. 2	Calgary	Jeff Reese
Cliff Ronning	Apr. 15	Los Angeles	Robb Stauber (2)
			Kelly Hrudey (1)

Player Date Opponent Goaltender

1993.94

Pavel Bure	Jan. 24	Edmonton	Bill Ranford
Pavel Bure	Mar. 11	Winnipeg	Tim Cheveldae
Pavel Bure	Mar. 27	Los Angeles	Robb Stauber

1994.95

Pavel Bure	Apr. 11	Anaheim	Guy Hebert
------------	---------	---------	------------

1995.96

Alex Mogilny	Oct. 14	San Jose	Wayne Flaherty
Cliff Ronning	Dec. 1	San Jose	Chris Terreri
Alex Mogilny	Dec. 22	Anaheim	Mikhail Shtalenkov
Alex Mogilny	Jan. 6	Tampa Bay	Darren Puppa
Russ Courtnall	Mar. 6	Buffalo	Dominik Hasek
Trevor Linden	Mar. 9	Colorado	Stephane Fiset
Markus Naslund	Apr. 13	Calgary	Rick Tabaracci

1996.97

Alex Mogilny	Dec. 15	St. Louis	Grant Fuhr
Martin Gelin	Feb. 6	Detroit	Chris Osgood
Martin Gelin (4)	Feb. 27	Phoenix	Nikolai Khabibulin

1997.98

Pavel Bure	Oct. 21	Dallas	Eddie Belfour
Pavel Bure	Dec. 6	Colorado	Patrick Roy
Pavel Bure	Dec. 15	Los Angeles	Frederic Chabot
			Stephane Fiset

1998.99

Markus Naslund	Dec. 4	Dallas	Eddie Belfour
----------------	--------	--------	---------------

2000.01

Andrew Cassels	Nov. 8	Anaheim	Guy Hebert (1)
			Dominic Roussel (2)
Harold Druken	Dec. 8	San Jose	Evgeni Nabokov (1)
			Steve Shields (2)
Todd Bertuzzi	Dec. 30	San Jose	Evgeni Nabokov
Markus Naslund	Jan. 14	Calgary	Mike Vernon (2)
			Fred Brathwaite (1)

2001.02

Markus Naslund	Oct. 18	Toronto	Curtis Joseph
Markus Naslund	Jan. 28	Nashville	Mike Dunham (2)
			Tomas Vokoun (1)
Todd Bertuzzi	Mar. 19	NY Rangers	Dan Blackburn (2)
			Empty Net (1)
Markus Naslund	Apr. 11	Los Angeles	Felix Potvin

2002.03

Markus Naslund	Oct. 21	San Jose	Mikha Kiprusoff
Markus Naslund (4)	Dec. 14	Edmonton	Tommy Salo
Todd Bertuzzi	Mar. 17	Dallas	Ron Tugnutt

2003.04

Brendan Morrison	Nov. 29	Calgary	Jamie McLennan
Markus Naslund (4)	Dec. 9	Pittsburgh	Marc-Andre Fleury
Daniel Sedin (4)	Feb. 24	Detroit	Manny Legace (3)
			Empty Net (1)

2004.05

Work stoppage

2005.06

Todd Bertuzzi	Nov. 13	Detroit	Manny Legace
Todd Bertuzzi	Jan. 14	NY Islanders	Rick DiPietro (2)
			Wade Dubielewicz (1)

Alex Burrows

2006.07

Daniel Sedin	Feb. 6	Edmonton	Dwayne Roloson (2)
			Empty Net (1)

2007.08

Markus Naslund	Nov. 21	Minnesota	Josh Harding
----------------	---------	-----------	--------------

No hat tricks were recorded in the following season:
1999.00, 2008.09

SEASON

POINTS

Most Overall	105	2006.07
Most Home	58	1992.93
Most Road	54	2002.03
Fewest Overall	48	1971.72, 1994.95
Fewest Home	32	1976.77
	26	1994.95*
Fewest Road	15	1971.72, 1972.73

WINS

Most Overall	49	2006.07
Most Home	27	1992.93
Most Road	23	2006.07
	23	2002.03
Fewest Overall	20	1971.72, 1977.78
	18	1994.95*
Fewest Home	13	1976.77, 1977.78, 1989.90
	10	1994.95*
Fewest Road	5	1972.73

LOSSES

Most Overall	50	1971.72
Most Home	22	1997.98
Most Road	30	1971.72
Fewest	24	2002.03
	18	1994.95*
Fewest Home	8	1981.82
	8	1994.95*
Fewest Road	10	2002.03, 1994.95*

TIES

Most Overall	20	1980.81
Most Home	12	1977.78, 1981.82
Fewest Overall	3	1993.94
Fewest Home	3	1993.94

OVERTIME

Most Games	28	1999.00
Most Wins	12	2006.07
Most Losses	9	1999.00

SHOOTOUT

Most Games	14	2007.08
Most Wins	5	2007.08
		2006.07
Most Losses	9	2007.08

GOALS

Most For	346	1992.93
Fewest For	192	1998.99
	153	1994.95*
Most Against	401	1984.85
Fewest Against	194	2003.04
	148	1994.95*

POWER PLAY GOALS

Most For	90	1982.83, 1983.84
Fewest For	47	1972.73
	47	1994.95*
Most Against	89	1984.85
Fewest Against	49	1978.79
	39	1994.95*

SHORTHANDED GOALS

Most For	19	1997.98
Fewest For	1	1978.79
Most Against	18	1987.88
Fewest Against	5	2008.09
	5	1974.75

SHUTOUTS

Most	10	2008.09
Fewest	0	1970.71, 1984.85, 2005.06
Most Against	12	1971.72
Fewest Against	0	1970.71, 1984.85

PENALTIES (IN MINUTES)

Most	2,326	1992.93
Fewest	943	1972.73

HAT TRICKS

Most	8	1986.87
	Petri Skriko (4), Stan Smyl (2), Tony Tanti (2)	
	7	1995.96
	Mogilny (3), Linden (1), Ronning (1), Courttnall (1), Naslund (1)	

20-GOAL SCORERS

Most	8	1980.81
	Dave Williams (35), Bobby Schmautz (27), Ivan Boldirev (26), Curt Fraser (25), Darcy Rota (25), Stan Smyl (25), Per Olov Brasar (22), Thomas Gradin (21)	
	8	1984.85
	Tony Tanti (39), Stan Smyl (27), Patrik Sundstrom (25), Peter McNab (23), Thomas Gradin (22), Moe Lemay (21), Cam Neely (21), Petri Skriko (21)	

30-GOAL SCORERS

Most	4	1992.93
	Pavel Bure (60), Petr Nedved (38), Trevor Linden (33), Geoff Courttnall (31)	

80-POINT SCORERS

Most	3	1982.83
	Stan Smyl (88), Thomas Gradin (86), Darcy Rota (81)	

LONGEST WIN STREAK

Overall	10	Nov. 9-30/02
Home	9	Nov. 6-Dec. 9/92
Road	8	Dec. 20/03-Jan. 13/04

LONGEST UNDEFEATED STREAK

Overall	14	Jan. 26-Feb. 25/03 (10-0-4-0)
Home	18	Nov. 4/92-Jan. 16/93 (16-0-2)
Road	9	Feb. 4-Mar. 3/03 (6-0-3-0)

LONGEST LOSING STREAK

Overall	10	Oct. 23/97-Nov. 11/97
Home	6	Dec. 18/70-Jan. 20/71
Road	12	Nov. 28/81-Feb. 7/82

LONGEST WINLESS STREAK

Overall	13	Nov. 9-Dec. 7/73 (0-10-3)
Home	11	Dec. 18/70-Feb. 6/71 (0-10-1)
Road	20	Jan. 2-Apr. 2/86 (0-14-6)

SHUTOUTS

Longest Sequence	24236
	Nov. 4/08 vs NSH - Nov. 12/08 vs COL
Longest Sequence, Against	22330
	Jan. 4/84 vs LA - Jan. 13/84 vs WSH

*1994.95 was a shortened NHL Season.

GAME

MOST GOALS

For	11	Mar. 28/71 - CAL 5 @ VAN 11
	11	Nov. 25/86 - LA 5 @ VAN 11
	11	Mar. 1/92 - CGY 0 @ VAN 11
Against	13	Oct. 18/84 - VAN 2 @ PHI 13
	13	Nov. 8/85 - VAN 0 @ EDM 13
Both Teams	19	Oct. 7/83 - MIN 9 @ VAN 10

LARGEST MARGIN OF

Victory	11	Mar. 1/92 – CGY 0 @ VAN 11
Defeat	13	Nov. 8/85 – VAN 0 @ EDM 13

TIE GAMES

Highest Score	7-7	Four times – most recent: Oct. 12/95 @ LA Oct. 27/71 @ TOR Dec. 19/97 @ SJ Feb. 8/01 vs J
Scoreless	0-0	

POWER PLAY GOALS

Most For	6	Oct. 7/83 vs MIN Mar. 1/92 vs CGY Nov. 29/84 by LA
Most Against	6	
Most, Both Teams	10	Oct. 7/83 – VAN 6, MIN 4

PENALTY MINUTES

Most For	155	Feb. 22/80 vs PHI
Most, Opponent	189	Feb. 22/80 vs PHI
Most, Two Teams	344	Feb. 22/80 vs PHI
Fewest, Two Teams	0	Mar. 13/76 vs NYR

SHOTS ON GOAL

Most For	62	Jan. 31/91 vs NYR
Most Against	60	Feb. 25/71 BOS
Most, Two Teams	96	Jan. 31/91 vs NYR
Fewest For	8	Dec. 18/96 vs NJ
Fewest Against	10	Apr. 4/75 MIN
Fewest, Two Teams	35	Mar. 25/79 MIN
Widest Margin	34	Feb. 20/76 – VAN 50, MIN 16 Nov. 18/80 – VAN 57, WPG 23

WIDEST MARGIN

By Opponent	39	Oct. 18/84 – PHI 58, VAN 19
-------------	----	-----------------------------

PERIOD

GOALS

Most For	6	Twice Jan. 21/06, 1st vs MTL, Jan. 16/87, 1st vs CGY
Most For, Both Teams	10	Jan. 8/76 (3rd, BUF 6, VAN 4)
Most Against	7	Oct. 19/83 (3rd by EDM) Nov. 8/85 (3rd by EDM)

POWER PLAY GOALS

Most For	4	2nd period, Dec. 14/02 @ EDM
Most Against	3	14 times (most recent Jan. 13/06, 3rd, @ NJ)* *3rd goal empty net

PENALTY MINUTES

Most For	138	Feb. 22/80 (3rd vs PHI)
Most By Opponent	164	Feb. 22/80 (3rd by PHI)
Most, Both Teams	302	Feb. 22/80 (3rd vs PHI)

SHOTS ON GOAL

Most For	28	Jan. 31/91 (3rd vs NYR)
Most By Opponent	28	Feb. 25/71 (3rd by BOS)
Most, Both Teams	43	Feb. 21/71 (3rd, BOS 28 VAN 15)
Fewest	0	Four Times (most recent Oct. 21/07, 2nd, @ CBJ)
Fewest By Opponent	0	Twice (most recent Dec. 21/06, 3rd, @ BOS)
Fewest, Both Teams	4	3rd, Feb. 1/1999 (3rd @ OTT)
Widest Margin	24	Mar. 2/91 (3rd, VAN 27 vs STL 3)
Widest Margin, Opp.	23	Dec. 13/84 (3rd vs MTL)

SHOTS ON GOAL IN OVERTIME

Most For	8	Nov. 24/08 vs DET
Most, Opponent	8	Dec. 20/89 by CGY
Most, Both Teams	12	May 3/92 (VAN 6 vs EDM 6)
Widest Margin	8	Nov. 24/08 (VAN 8 DET 0)
Widest Margin, Opp.	8	Dec. 20/89 (CGY 8 VAN 0)

FASTEST TWO GOALS

Canucks	:06	Feb. 6/92 – 2nd vs NYI (Greg Adams 8:51, Cliff Ronning 8:57)
Opponent	:07	Oct. 19/76 – 1st vs NYI (Bob Nystrom 8:34 and 8:41) Mar. 3/90 – 1st vs CGY (Joe Mullen 3:17, Doug Gilmour 3:24)
Both Teams	:04	Oct. 24/95 – 1st vs NYR (Pat Verbeek 9:29, Niklas Sundstrom 9:36) Mar. 17/85 (3rd vs CHI) (Stan Smyl 19:06, Ed Olczyk 19:10)

FASTEST THREE GOALS

Canucks	:48	Apr. 13/93 (1st vs LA) (Ryan Walter 8:55, Sergio Momesso, 9:29, Trevor Linden, 9:43)
Opponent	:20	Feb. 25/71 (3rd vs BOS) (John Bucyk 4:50, Ed Westfall 5:02, Ted Green 5:10)
Both Teams	:30	Feb. 14/88 (1st vs EDM) (C. MacTavish 3:07, T. Tanti 3:19, M. Messier 3:37)

FASTEST FOUR GOALS

Canucks	1:23	Nov. 26/80 – 3rd vs PIT (Gerry Minor 2:07, Curt Fraser 2:34, Stan Smyl 3:05, Bobby Schumatz 3:30)
Opponent	1:39	Mar. 8/04 – 1st vs COL (Steve Konowalchuk 14:40, Joe Sakic 15:09, Darby Hendrickson 15:31, Steve Moore 16:19)
Both Teams	1:17	Nov. 26/80 – 3rd vs PIT (Curt Fraser 2:34, Stan Smyl 3:05, Bobby Schumatz 3:30, Rick Kehoe 3:51)

FASTEST OPENING GOAL

Canucks	:09	Jan. 16/94 vs ANA (Trevor Linden)
Opponent	:07	Dec. 17/78 at BUF (Danny Gare)

FASTEST GOAL TO START A PERIOD

Canucks	:06	Jan. 18/86 – 2nd vs LA (Steve Tambellini)
Opposition	:06	Mar. 9/06 – Overtime vs NSH (David Legwand)

CAREER LEADERS

Seasons	16	Trevor Linden
Games	1140	Trevor Linden
Goals	346	Markus Naslund
Assists	415	Trevor Linden
Points	756	Trevor Linden
Penalty Minutes	2127	Gino Odjick
Power Play Goals	114	Markus Naslund
Short-handed Goals	24	Pavel Bure
Game-winning Goals	49	Markus Naslund
Hat Tricks	10	Markus Naslund, Tony Tanti
Games, Goaltender	516	Kirk McLean
Wins, Goaltender	211	Kirk McLean
Shutouts	20	Roberto Luongo
	20	Kirk McLean

CONSECUTIVE GAMES PLAYED

512	Brendan Morrison	Mar. 16/00 to Apr. 8/07
482	Trevor Linden	Oct. 4/90 to Dec. 7/96
437	Don Lever	Oct. 7/72 to Jan. 14/78

CONSECUTIVE 20-GOAL SEASONS

9	Markus Naslund
---	----------------

CONSECUTIVE 30-GOAL SEASONS

5	Trevor Linden, Markus Naslund, Tony Tanti
---	---

SEASON

MOST GOALS

Most	60	Pavel Bure	1992/93
		Pavel Bure	1993/94
Left Wing	48	Markus Naslund	2002/03
Right Wing	60	Pavel Bure	1992/93
		Pavel Bure	1993/94
Centre	38	P. Sundstrom	1983/84
Defenceman	23	Adrian Aucoin	1998/99
Rookie	34	Pavel Bure	1991/92
Power Play	25	Pavel Bure	1993/94
		Todd Bertuzzi	2002/03
P P. Defenceman	18	Adrian Aucoin	1998/99
Short-handed	7	Pavel Bure	1992/93
Game-winning	12	Markus Naslund	2002/03

MOST ASSISTS

Most	71	Henrik Sedin	2006/07
Left Wing	56	Markus Naslund	2002/03
Right Wing	52	Alex Mogilny	1995/96
Centre	71	Henrik Sedin	2006/07
Defenceman	55	Dennis Kearns	1976/77
Rookie	42	Dale Tallon	1970/71

MOST POINTS

Most	110	Pavel Bure	1992/93
Left Wing	104	Markus Naslund	2002/03
Right Wing	110	Pavel Bure	1992/93
Centre	91	P. Sundstrom	1983/84
Defenceman	63	Doug Lidster	1986/87
Rookie	60	Ivan Hlinka	1981/82
		Pavel Bure	1991/92

GOALTENDING

Most Games	76	Roberto Luongo	2006/07
Most Wins	47	Roberto Luongo	2006/07
Most Shutouts	10	Roberto Luongo	2008/09

MISCELLANEOUS

PIM	372	Donald Brashear	1997/98
Hat Tricks	4	Petri Skriko	1986/87
Shots	407	Pavel Bure	1992/93

LONGEST GOAL-SCORING STREAK

8 games	Pavel Bure	11 goals	Mar. 8-25/94
---------	------------	----------	--------------

LONGEST ASSIST-SCORING STREAK

11 games	Dennis Kearns	19 assists	Feb. 27-Mar. 20/77
----------	---------------	------------	--------------------

LONGEST POINT-SCORING STREAK

15 games	Petr Nedved	24 points	Nov. 19-Dec. 27/92
	Todd Bertuzzi	19 points	Jan. 3-Feb. 4/02

LONGEST WINNING STREAK

9 games	Dan Cloutier	Nov. 9-30/02	
8 games	Roberto Luongo	Feb. 3-21/09	

LONGEST UNDEFEATED STREAK

10 games	Kirk McLean	Nov. 28/92-Jan. 6/93	9-0-1
10 games	Dan Cloutier	Mar. 26/02-Oct. 12/02	9-0-1
10 games	Cesare Maniago	Mar. 5/77-Mar. 25/77	5-0-5
10 games	Kirk McLean	Feb. 25/91-Oct. 24/91	9-0-1
10 games	Dan Cloutier	Jan. 28/03-Feb. 25/03	7-0-3
10 games	Richard Brodeur	Jan. 24/82-Feb. 23/82	7-0-3

GAME

MOST GOALS

4	Rosaire Paiement	Feb. 9/71	vs	BUF
	Bobby Schmautz	Nov. 19/72	vs	BUF
	Bobby Schmautz	Dec. 30/72	vs	NYI
	Rick Blight	Oct. 6/76	@	PIT
	Petri Skriko	Nov. 21/86	vs	NYR
	Greg Adams	Oct. 8/87	vs	STL
	Tony Tanti	Jan. 13/88	vs	WPG
	Pavel Bure	Oct. 12/92	vs	WPG
	Martin Gelinas	Feb. 27/97	vs	PHX
	Markus Naslund	Dec. 14/02	@	EDM
	Markus Naslund	Dec. 9/03	vs	PIT
	Daniel Sedin	Feb. 24/04	vs	DET

MOST ASSISTS

6	Patrik Sundstrom	Feb. 29/84	@	PIT
---	------------------	------------	---	-----

MOST POINTS

7	Patrik Sundstrom	Feb. 29/84	@	PIT
---	------------------	------------	---	-----

MOST PENALTY MINUTES

47	Gino Odjick	Nov. 12/92	@	LA
----	-------------	------------	---	----

MOST POWER PLAY GOALS

3	Rick Blight	Oct. 6/76	@	PIT
---	-------------	-----------	---	-----

MOST SHORTHANDED GOALS

2	Chris Oddleifson	Jan. 24/76	vs	TOR
	Stan Smyl	Jan. 25/85	vs	WPG
	Petri Skriko	Nov. 18/86	vs	CGY
	Pavel Bure	Oct. 12/92	vs	WPG

MOST SHOTS

13	Pavel Bure	Apr. 7/93	vs	EDM
	Russ Courtnall	Mar. 6/96	vs	BUF
	Trevor Linden	Mar. 9/96	vs	COL

PERIOD

MOST GOALS

3	Bobby Schmautz	Nov. 19/72	vs	BUF, 2nd
	Rick Blight	Oct. 6/76	@	PIT, 2nd
	Tony Tanti	Jan. 7/89	@	PIT, 2nd
	Igor Larionov	Dec. 28/91	@	SJ, 2nd
	Pavel Bure	Oct. 12/92	vs	WPG, 2nd
	Andrew Cassels	Nov. 8/00	vs	ANA, 3rd
	Markus Naslund	Apr. 11/02	vs	LA, 3rd
	Markus Naslund	Oct. 21/02	@	SJ, 2nd

MOST ASSISTS

4	Several players, most recent Markus Naslund	Jan. 25/04	vs	NSH, 2nd
---	---	------------	----	----------

MOST POINTS

5	Cliff Ronning	Apr. 15/93	@	LA, 3rd
---	---------------	------------	---	---------

MOST PIM

47	Gino Odjick	Nov. 12/92	@	LA, 3rd
----	-------------	------------	---	---------

FASTEST TWO GOALS

:09	Gerry O'Flaherty (scored at 17:48,17:57)	Mar. 15/74	vs	ATL, 3rd
-----	--	------------	----	----------

FASTEST THREE GOALS

4:54	Trevor Linden (scored 5:54, 6:27, 10:48)	Mar. 9/96	vs	COL, 2nd
------	--	-----------	----	----------

FASTEST TWO SHORTHANDED GOALS

1:11	Petri Skriko (scored at 13:21, 14:32)	Nov. 18/86	vs	CGY, 2nd
------	---------------------------------------	------------	----	----------

PLAYOFFS



ALL-TIME PLAYOFF OPPONENTS

Team	Series	W	L	GP	W	L	GF	GA	PCT.	Last Mtg.	Rd.	Result
Anaheim	1	0	1	5	1	4	8	14	.200	2007	CSF	1-4 L
Buffalo	2	0	2	7	1	6	14	28	.143	1981	PR	0-3 L
Calgary	6	2	4	32	15	17	96	101	.468	2004	CQF	3-4 L
Chicago	3	1	2	15	6	9	43	47	.400	2009	CSF	2-4 L
Colorado	2	0	2	10	2	8	26	40	.200	2001	CQF	0-4 L
Dallas	2	2	0	12	8	4	31	23	.667	2007	CQF	4-3 W
Detroit	1	0	1	6	2	4	16	22	.333	2002	CQF	2-4 L
Edmonton	2	0	2	9	2	7	20	35	.222	1992	DF	2-4 L
Los Angeles	3	1	2	17	8	9	60	66	.470	1993	DF	2-4 L
Minnesota	1	0	1	7	3	4	17	21	.429	2003	CSF	3-4 L
Montreal	1	0	1	5	1	4	9	20	.200	1975	QF	1-4 L
NY Islanders	2	0	2	6	0	6	14	26	.000	1982	F	0-4 L
NY Rangers	1	0	1	7	3	4	19	21	.428	1994	F	3-4 L
Philadelphia	1	0	1	3	1	2	9	15	.333	1979	PR	1-2 L
St. Louis	3	3	0	18	12	6	55	53	.666	2009	CQF	4-0 W
Toronto	1	1	0	5	4	1	16	9	.800	1994	CF	4-1 W
Winnipeg	2	2	0	13	8	5	50	34	.615	1993	DSF	4-2 W
TOTALS	34	12	22	177	77	100	503	575	.435			

HOME

Team	GP	W	L	GF	GA
Anaheim	2	0	2	4	6
Buffalo	3	1	2	9	12
Calgary	16	8	8	50	46
Chicago	7	3	4	24	27
Colorado	5	1	4	10	19
Dallas	7	4	3	18	15
Detroit	3	0	3	7	13
Edmonton	4	2	2	12	12
Los Angeles	9	4	5	26	30
Minnesota	4	1	3	10	17
Montreal	2	0	2	1	8
NY Islanders	3	0	3	2	9
NY Rangers	4	2	2	12	11
Philadelphia	1	0	1	4	6
St. Louis	9	6	3	26	26
Toronto	3	3	0	10	3
Winnipeg	7	5	2	28	15

ROAD

Team	GP	W	L	GF	GA
Anaheim	3	1	2	4	8
Buffalo	4	0	4	5	16
Calgary	16	7	9	46	55
Chicago	8	3	5	19	21
Colorado	5	1	4	16	21
Dallas	5	4	1	13	8
Detroit	3	2	1	9	9
Edmonton	5	0	5	8	23
Los Angeles	8	4	4	35	36
Minnesota	3	2	1	7	9
Montreal	3	1	2	8	12
NY Islanders	3	0	3	12	17
NY Rangers	3	1	2	7	10
Philadelphia	2	1	1	5	9
St. Louis	9	6	3	29	27
Toronto	2	1	1	6	6
Winnipeg	6	3	3	22	19

ALL-TIME PLAYOFF OVERTIME

Date	Opponent	Scorer	Time	W-L Score	Date	Opponent	Scorer	Time	W-L Score
Apr. 22, 1975	@ Montreal	Guy Lafleur	17:06	L 5-4	May 24, 1994	Toronto	Greg Adams	20:14	W 4-3
Apr. 8, 1981	@ Buffalo	Al Haworth	5:00	L 3-2	May 31, 1994	Ny Rangers	Greg Adams	19:26	W 3-2
Apr. 8, 1982	Calgary	Dave Williams	14:20	W 2-1	May 15, 1995	@ St. Louis	Cliff Ronning	1:48	W 6-5
Apr. 16, 1982	Los Angeles	Steve Bozek	4:33	L 3-2	May 21, 1995	@ Chicago	Joe Murphy	9:04	L 2-1
Apr. 18, 1982	@ Los Angeles	Colin Campbell	0:23	W 4-3	May 25, 1995	Chicago	Chris Chelios	6:22	L 3-2
Apr. 27, 1982	@ Chicago	Jim Nill	28:58	W 2-1	May 27, 1995	Chicago	Chris Chelios	5:35	L 4-3
May 8, 1982	@ Ny Islanders	Mike Bossy	19:58	L 6-5	Apr. 25, 1996	@ Colorado	Joe Sakic	0:51	L 5-4
Apr. 6, 1983	@ Calgary	Eddy Beers	12:27	L 4-3	Apr. 16, 2001	@ Vancouver	Peter Forsberg	2:50	L 4-3
Apr. 10, 1983	Calgary	Greg Meredith	1:06	L 4-3	Apr. 17, 2002	@ Detroit	Henrik Sedin	13:59	W 4-3
Apr. 5, 1989	Calgary	Paul Reinhart	2:47	W 4-3	Apr. 25, 2003	@ Vancouver	Trent Klatt	3:42	W 4-3
Apr. 15, 1989	Calgary	Joel Otto	19:21	L 4-3	May 2, 2003	@ Minnesota	Brent Sopel	15:52	W 3-2
Apr. 6, 1991	@ Los Angeles	Wayne Gretzky	11:08	L 3-2	Apr. 17, 2004	@ Calgary	Brendan Morrison	4:28	W 5-4
Apr. 8, 1991	Los Angeles	Cliff Ronning	3:12	W 2-1	Apr. 19, 2004	Calgary	Martin Gelinas	1:25	L 3-2
May 3, 1992	Edmonton	Joe Murphy	8:36	L 4-3	Apr. 11, 2007	Dallas	Henrik Sedin	78:06	W 5-4
Apr. 27, 1993	Winnipeg	Teemu Selanne	6:18	L 4-3	Apr. 15, 2007	@ Dallas	Taylor Pyatt	7:47	W 2-1
Apr. 29, 1993	@ Winnipeg	Greg Adams	4:30	W 4-3	Apr. 19, 2007	Dallas	Scott Niedermayer	24:30	L 1-2
May 11, 1993	Los Angeles	Gary Shuchuk	26:31	L 4-3	Apr. 27, 2007	@ Anaheim	Jeff Cowan	27:49	W 2-1
Apr. 26, 1994	@ Calgary	Geoff Courtall	7:15	W 2-1	May 1, 2007	Anaheim	Travis Moen	2:07	L 2-3
Apr. 28, 1994	Calgary	Trevor Linden	16:43	W 3-2	May 3, 2007	@ Anaheim	Scott Niedermayer	24:30	L 1-2
Apr. 30, 1994	@ Calgary	Pavel Bure	22:20	W 4-3	Apr. 21, 2009	@ St. Louis	Alex Burrows	19:41	W 3-2
May 8, 1994	Dallas	Sergio Momesso	11:01	W 2-1	May 7, 2009	@ Chicago	Andrew Ladd	2:52	L 1-2
May 16, 1994	ToroNto	Peter Zezel	16:55	L 3-2					

1975 QUARTER-FINALS

Montreal win 4-1

Apr. 13	Vancouver	2	@ Montreal	6	L
Apr. 15	Vancouver	2	@ Montreal	1	W
Apr. 17	Montreal	4	@ Vancouver	1	L
Apr. 19	Montreal	4	@ Vancouver	0	L
Apr. 22	Vancouver	4	@ Montreal	5 OT	L

1976 PRELIMINARY ROUND

NY Islanders win 2-0

Apr. 6	Vancouver	3	@ NY Islanders	5	L
Apr. 8	NY Islanders	3	@ Vancouver	1	L

1979 PRELIMINARY ROUND

Philadelphia win 2-1

Apr. 10	Vancouver	3	@ Philadelphia	2	W
Apr. 12	Philadelphia	6	@ Vancouver	4	L
Apr. 14	Vancouver	2	@ Philadelphia	7	L

1980 PRELIMINARY ROUND

Buffalo win 3-1

Apr. 8	Vancouver	1	@ Buffalo	2	L
Apr. 9	Vancouver	0	@ Buffalo	6	L
Apr. 11	Buffalo	4	@ Vancouver	5	W
Apr. 12	Buffalo	3	@ Vancouver	1	L

1981 PRELIMINARY ROUND

Buffalo win 3-0

Apr. 8	Vancouver	2	@ Buffalo	3 OT	L
Apr. 9	Vancouver	2	@ Buffalo	5	L
Apr. 11	Buffalo	5	@ Vancouver	3	L

1982 SMYTHE DIVISION SEMI-FINAL

Vancouver win 3-0

Apr. 7	Calgary	3	@ Vancouver	5	W
Apr. 8	Calgary	1	@ Vancouver	2 OT	W
Apr. 10	Vancouver	3	@ Calgary	1	W

1982 SMYTHE DIVISION FINAL

Vancouver win 4-1

Apr. 15	Los Angeles	2	@ Vancouver	3	W
Apr. 16	Los Angeles	3	@ Vancouver	2 OT	L
Apr. 18	Vancouver	4	@ Los Angeles	3 OT	W
Apr. 19	Vancouver	5	@ Los Angeles	4	W
Apr. 21	Los Angeles	2	@ Vancouver	5	W

1982 CAMPBELL CONFERENCE CHAMPIONSHIP

Vancouver win 4-1

Apr. 27	Vancouver	2	@ Chicago	1 OT	W
Apr. 29	Vancouver	1	@ Chicago	4	L
May 1	Chicago	3	@ Vancouver	4	W
May 4	Chicago	3	@ Vancouver	5	W
May 6	Vancouver	6	@ Chicago	2	W

1982 STANLEY CUP CHAMPIONSHIP

NY Islanders win 4-0

May 8	Vancouver	5	@ NY Islanders	6 OT	L
May 11	Vancouver	5	@ NY Islanders	6	L
May 13	NY Islanders	3	@ Vancouver	0	L
May 16	NY Islanders	3	@ Vancouver	1	L

1983 SMYTHE DIVISION SEMI-FINAL

Calgary win 3-1

Apr. 6	Vancouver	3	@ Calgary	4 OT	L
Apr. 7	Vancouver	3	@ Calgary	5	L
Apr. 9	Calgary	4	@ Vancouver	5	W
Apr. 10	Calgary	4	@ Vancouver	3 OT	L

1984 SMYTHE DIVISION SEMI-FINAL

Calgary win 3-1

Apr. 4	Vancouver	3	@ Calgary	5	L
Apr. 5	Vancouver	2	@ Calgary	4	L
Apr. 7	Calgary	0	@ Vancouver	7	W
Apr. 8	Calgary	5	@ Vancouver	1	L

1986 SMYTHE DIVISION SEMI-FINAL

Edmonton win 3-0

Apr. 9	Vancouver	3	@ Edmonton	7	L
Apr. 10	Vancouver	1	@ Edmonton	5	L
Apr. 12	Edmonton	5	@ Vancouver	1	L

1989 SMYTHE DIVISION SEMI-FINAL

Calgary win 4-3

Apr. 5	Vancouver	4	@ Calgary	3 OT	W
Apr. 6	Vancouver	2	@ Calgary	5	L
Apr. 8	Calgary	4	@ Vancouver	0	L
Apr. 9	Calgary	3	@ Vancouver	5	W
Apr. 11	Vancouver	0	@ Calgary	4	L
Apr. 13	Calgary	3	@ Vancouver	6	W
Apr. 15	Vancouver	3	@ Calgary	4 OT	L

1991 SMYTHE DIVISION SEMI-FINAL

Los Angeles win 4-2

Apr. 4	Vancouver	6	@ Los Angeles	5	W
Apr. 6	Vancouver	2	@ Los Angeles	3 OT	L
Apr. 8	Los Angeles	1	@ Vancouver	2 OT	W
Apr. 10	Los Angeles	6	@ Vancouver	1	L
Apr. 12	Vancouver	4	@ Los Angeles	7	L
Apr. 14	Los Angeles	4	@ Vancouver	1	L

1992 SMYTHE DIVISION SEMI-FINAL

Vancouver win 4-3

Apr. 18	Winnipeg	3	@ Vancouver	2	L
Apr. 20	Winnipeg	2	@ Vancouver	3	W
Apr. 22	Vancouver	2	@ Winnipeg	4	L
Apr. 24	Vancouver	1	@ Winnipeg	3	L
Apr. 26	Winnipeg	2	@ Vancouver	8	W
Apr. 28	Vancouver	8	@ Winnipeg	3	W
Apr. 30	Winnipeg	0	@ Vancouver	5	W

1992 SMYTHE DIVISION FINAL

Edmonton win 4-2

May 3	Edmonton	4	@ Vancouver	3 OT	L
May 4	Edmonton	0	@ Vancouver	4	W
May 6	Vancouver	2	@ Edmonton	5	L
May 8	Vancouver	2	@ Edmonton	3	L
May 10	Edmonton	3	@ Vancouver	4	W
May 12	Vancouver	0	@ Edmonton	3	L

1993 SMYTHE DIVISION SEMI-FINAL

Vancouver win 4-2

Apr. 18	Winnipeg	2	@ Vancouver	4	W
Apr. 21	Winnipeg	2	@ Vancouver	3	W
Apr. 23	Vancouver	4	@ Winnipeg	5	L
Apr. 25	Vancouver	3	@ Winnipeg	1	W
Apr. 27	Winnipeg	4	@ Vancouver	3 OT	L
Apr. 29	Vancouver	4	@ Winnipeg	3 OT	W

1993 SMYTHE DIVISION FINAL

Los Angeles win 4-2

May 2	Los Angeles	2	@ Vancouver	5	W
May 5	Los Angeles	6	@ Vancouver	3	L
May 7	Vancouver	4	@ Los Angeles	7	L
May 9	Vancouver	7	@ Los Angeles	2	W
May 11	Los Angeles	4	@ Vancouver	3 OT	L
May 13	Vancouver	3	@ Los Angeles	5	L

1994 WESTERN CONFERENCE QUARTER FINAL

Vancouver win 4-3

Apr. 18	Vancouver	5	@ Calgary	0	W
Apr. 20	Vancouver	5	@ Calgary	7	L
Apr. 22	Calgary	4	@ Vancouver	2	L
Apr. 24	Calgary	3	@ Vancouver	2	L
Apr. 26	Vancouver	2	@ Calgary	1 OT	W
Apr. 28	Calgary	2	@ Vancouver	3 OT	W
Apr. 30	Vancouver	4	@ Calgary	3 OT	W

1994 WESTERN CONFERENCE SEMI-FINAL

Vancouver win 4-1

May 2	Vancouver	6	@ Dallas	4	W
May 4	Vancouver	3	@ Dallas	0	W
May 6	Dallas	4	@ Vancouver	3	L

DATE	VISITORS	HOME	W-L
May 8	Dallas 1	@ Vancouver 2 OT	W
May 10	Dallas 2	@ Vancouver 4	W

1994 WESTERN CONFERENCE FINAL

Vancouver win 4-1			
May 16	Vancouver 2	@ Toronto 3 OT	L
May 18	Vancouver 4	@ Toronto 3	W
May 20	Toronto 0	@ Vancouver 4	W
May 22	Toronto 0	@ Vancouver 2	W
May 24	Toronto 3	@ Vancouver 4 OT	W

1994 STANLEY CUP FINAL

NY Rangers win 4-3			
May 31	Vancouver 3	@ NY Rangers 2 OT	W
June 2	Vancouver 1	@ NY Rangers 3	L
June 4	NY Rangers 5	@ Vancouver 1	L
June 7	NY Rangers 4	@ Vancouver 2	L
June 9	Vancouver 6	@ NY Rangers 3	W
June 11	NY Rangers 1	@ Vancouver 4	W
June 14	Vancouver 2	@ NY Rangers 3	L

1995 WESTERN CONFERENCE QUARTER-FINAL

Vancouver win 4-3			
May 7	Vancouver 1	@ St. Louis 2	L
May 9	Vancouver 5	@ St. Louis 3	W
May 11	St. Louis 1	@ Vancouver 6	W
May 13	St. Louis 5	@ Vancouver 2	L
May 15	Vancouver 6	@ St. Louis 5 OT	W
May 17	St. Louis 8	@ Vancouver 2	L
May 19	Vancouver 5	@ St. Louis 3	W

1995 WESTERN CONFERENCE SEMI-FINAL

Chicago win 4-0			
May 21	Vancouver 1	@ Chicago 2 OT	L
May 23	Vancouver 0	@ Chicago 2	L
May 25	Chicago 3	@ Vancouver 2 OT	L
May 27	Chicago 4	@ Vancouver 3 OT	L

1996 WESTERN CONFERENCE QUARTER-FINAL

Colorado win 4-2			
Apr. 16	Vancouver 2	@ Colorado 5	L
Apr. 18	Vancouver 5	@ Colorado 4	W
Apr. 20	Colorado 4	@ Vancouver 0	L
Apr. 22	Colorado 3	@ Vancouver 4	W
Apr. 25	Vancouver 4	@ Colorado 5 OT	L
Apr. 27	Colorado 3	@ Vancouver 2	L

2001 WESTERN CONFERENCE QUARTER-FINAL

Colorado win 4-0			
Apr. 12	Vancouver 4	@ Colorado 5	L
Apr. 14	Vancouver 1	@ Colorado 2	L
Apr. 16	Colorado 4	@ Vancouver 3 OT	L
Apr. 18	Colorado 5	@ Vancouver 1	L

2002 WESTERN CONFERENCE QUARTER-FINAL

Detroit win 4-2			
Apr. 17	Vancouver 4	@ Detroit 3 OT	W
Apr. 19	Vancouver 5	@ Detroit 2	W
Apr. 21	Detroit 3	@ Vancouver 1	L
Apr. 23	Detroit 4	@ Vancouver 2	L
Apr. 25	Vancouver 0	@ Detroit 4	L
Apr. 27	Detroit 6	@ Vancouver 4	L

2003 WESTERN CONFERENCE QUARTER-FINAL

Vancouver win 4-3			
Apr. 10	St. Louis 6	@ Vancouver 0	L
Apr. 12	St. Louis 1	@ Vancouver 2	W
Apr. 14	Vancouver 1	@ St. Louis 3	L
Apr. 16	Vancouver 1	@ St. Louis 4	L
Apr. 18	St. Louis 3	@ Vancouver 5	W
Apr. 20	Vancouver 4	@ St. Louis 3	W
Apr. 22	St. Louis 1	@ Vancouver 4	W

2003 WESTERN CONFERENCE SEMI-FINAL

Minnesota win 4-3			
Apr. 25	Minnesota 3	@ Vancouver 4 OT	W
Apr. 27	Minnesota 3	@ Vancouver 2	L

DATE	VISITORS	HOME	W-L
Apr. 29	Vancouver 3	@ Minnesota 2	W
May 2	Vancouver 3	@ Minnesota 2 OT	W
May 5	Minnesota 7	@ Vancouver 2	L
May 7	Vancouver 1	@ Minnesota 5	L
May 8	Minnesota 4	@ Vancouver 2	L

2004 WESTERN CONFERENCE QUARTER-FINAL

Calgary win 4-3			
Apr. 7	Calgary 3	@ Vancouver 5	W
Apr. 9	Calgary 2	@ Vancouver 1	L
Apr. 11	Vancouver 2	@ Calgary 1	W
Apr. 13	Vancouver 0	@ Calgary 4	L
Apr. 15	Calgary 2	@ Vancouver 1	L
Apr. 17	Vancouver 5	@ Calgary 4 OT	W
Apr. 19	Calgary 3	@ Vancouver 2 OT	L

2007 WESTERN CONFERENCE QUARTER-FINAL

Vancouver win 4-3			
Apr. 11	Dallas 4	@ Vancouver 5 OT	W
Apr. 13	Dallas 2	@ Vancouver 0	L
Apr. 15	Vancouver 2	@ Dallas 1 OT	W
Apr. 17	Vancouver 2	@ Dallas 1	W
Apr. 19	Dallas 1	@ Vancouver 0 OT	L
Apr. 21	Vancouver 0	@ Dallas 2	L
Apr. 23	Dallas 1	@ Vancouver 4	W

2007 WESTERN CONFERENCE SEMI-FINAL

Anaheim win 4-1			
Apr. 25	Vancouver 1	@ Anaheim 5	W
Apr. 27	Vancouver 2	@ Anaheim 1 OT	W
Apr. 29	Anaheim 3	@ Vancouver 2	L
May 1	Anaheim 3	@ Vancouver 2 OT	L
May 3	Vancouver 1	@ Anaheim 2 OT	L

2009 WESTERN CONFERENCE QUARTER-FINAL

Vancouver win 4-0			
Apr. 15	St. Louis 1	@ Vancouver 2	W
Apr. 17	St. Louis 0	@ Vancouver 3	W
Apr. 19	Vancouver 3	@ St. Louis 2	W
Apr. 21	Vancouver 3	@ St. Louis 2 OT	W

2009 WESTERN CONFERENCE SEMI-FINAL

Chicago win 4-2			
Apr. 30	Chicago 3	@ Vancouver 5	W
May 2	Chicago 6	@ Vancouver 3	L
May 5	Vancouver 3	@ Chicago 1	W
May 7	Vancouver 1	@ Chicago 2 OT	L
May 9	Chicago 4	@ Vancouver 2	L
May 11	Vancouver 5	@ Chicago 7	L

ALL-TIME PLAYOFF SHUTOUTS

Year	Date	Goalender	Opp.	Score
1975	Apr. 19	Ken Dryden	Montreal	0-4
1980	Apr. 9	Bob Sauve	Buffalo	0-6
1982	May 13	Bill Smith	NY Islanders	0-3
1984	Apr. 7	Richard Brodeur	Calgary	7-0
1989	Apr. 8	Mike Vernon	Calgary	0-4
1989	Apr. 11	Mike Vernon	Calgary	0-4
1992	Apr. 30	Kirk McLean	Winnipeg	5-0
1992	May 4	Kirk McLean	Edmonton	4-0
1992	May 12	Bill Ranford	Edmonton	0-3
1994	Apr. 18	Kirk McLean	Calgary	5-0
1994	May 4	Kirk McLean	Dallas	3-0
1994	May 20	Kirk McLean	Toronto	4-0
1994	May 22	Kirk McLean	Toronto	2-0
1995	May 23	Ed Belfour	Chicago	0-2
1996	Apr. 20	Patrick Roy	Colorado	0-4
2002	Apr. 25	Dominik Hasek	Detroit	0-4
2003	Apr. 10	Chris Osgood	St. Louis	0-6
2004	Apr. 13	Mikha Kiprusoff	Calgary	0-4
2007	Apr. 13	Marty Turco	Dallas	0-2
2007	Apr. 19	Marty Turco	Dallas	0-1
2007	Apr. 21	Marty Turco	Dallas	0-2
2009	Apr. 17	Roberto Luongo	St. Louis	3-0

ALL-TIME PLAYOFF COACHING

Rk	Coach	GP	W	L	PCT
1	Roger Neilson	21	12	9	.571
2	Pat Quinn	61	31	30	.508
3	Alain Vigneault	22	11	11	.500
4	Bob McCammon	7	3	4	.428
5	Marc Crawford	31	12	19	.387
6	Rick Ley	11	4	7	.364
7	Harry Neale	14	3	11	.214
8	Phil Maloney	7	1	6	.142
9	Tom Watt	3	0	3	.000

ALL-TIME TOP FIVE

Games Played	Penalty Minutes
1 Trevor Linden 118	1 Dave Williams 181
2 Jyrki Lumme 72	2 S. Momesso 157
3 Cliff Ronning 72	3 Geoff Courtall 121
4 Kirk McLean 68	4 Curt Fraser 108
5 S. Momesso 66	5 Harold Snepsts 99

Goals	Defenceman Points
T-1 Trevor Linden 34	1 Jyrki Lumme 40
Pavel Bure 34	2 Mattias Ohlund 28
3 Geoff Courtall 26	3 Dave Babych 27
4 Cliff Ronning 24	T-4 Ed Jovanovski 19
5 Thomas Gradin 17	Jeff Brown 19

Assists
1 Trevor Linden 61
2 Geoff Courtall 35
3 Cliff Ronning 34
4 Pavel Bure 32
5 Jyrki Lumme 31

ALL-TIME PLAYOFF SCORING

Rk	Player	GP	G	A	PTS	PIM
1	T. Linden	118	34	61	95	90
2	P. Bure	60	34	32	66	72
3	G. Courtall	65	26	35	61	121
4	C. Ronning	72	24	34	58	48
5	J. Lumme	72	9	31	40	36
6	T. Gradin	38	17	21	38	20
7	G. Adams	53	15	19	34	16
T-8	M. Naslund	45	13	20	33	46
	S. Smyl	41	16	17	33	64
10	H. Sedin	53	14	16	30	26
T-11	D. Sedin	53	9	19	28	20
	M. Ohlund	52	9	19	28	55
13	D. Babych	60	9	18	27	27
14	B. Morrison	43	8	17	25	38
15	M. Craven	34	8	15	23	22
16	S. Momesso	66	9	13	22	157
T-17	E. Jovanovski	31	9	10	19	36
	J. Brown	29	7	12	19	39
19	J. Sandlik	33	7	10	17	30
20	R. Courtall	17	5	11	16	23
T-21	D. Rota	30	10	5	15	82
	I. Boldirev	22	9	6	15	4
	G. Diduck	47	6	9	15	55
	S. Salo	36	5	10	15	8
T-25	T. Bertuzzi	24	6	8	14	82
	D. Williams	31	4	10	14	181
T-27	C. Fraser	27	4	9	13	108
	I. Hlinka	16	3	10	13	8
T-29	M. Cooke	32	8	4	12	30
	D. Halward	28	6	6	12	77
	M. Gelinas	33	6	6	12	26
	D. Lidster	41	2	10	12	36
T-33	I. Lariionov	19	4	7	11	10
	G. Lupul	25	4	7	11	11
	P. Nedved	28	3	8	11	18
	L. Molin	19	2	9	11	7
	N. Bolland	21	2	9	11	23
	B. Sopel	42	2	9	11	10
T-39	T. Tanti	18	1	9	10	15

ALL-TIME PLAYOFF PENALTY SHOTS

- 1 Steve Duchesne, Los Angeles, successful against Kirk McLean, Game 4, Smythe Division Semi-Finals, Apr. 10, 1991
- 2 Pavel Bure unsuccessful against Mike Richter, NY Rangers Game 4, Stanley Cup Finals, June 7, 1994
- 3 Todd Bertuzzi unsuccessful against Dominik Hasek, Detroit Red Wings Game 3, Western Conference Quarter-Final, Apr. 21, 2002

ALL-TIME PLAYOFF GOALTENDING

Rk	Player	GPI	MINS	GA	SO	AVG	W	L
1	K. McLean	68	4189	198	6	2.84	34	34
2	R. Brodeur	29	1809	99	1	3.28	12	17
3	D. Cloutier	25	1360	75	0	3.31	10	13
4	R. Luongo	22	1465	51	1	2.09	11	11
5	G. Bromley	7	360	25	0	4.17	2	5
6	C. Hirsch	6	338	21	0	3.73	2	3
7	T. Gamble	4	249	16	0	3.86	1	3
8	G. Smith	4	257	14	0	3.27	1	3
9	A. Auld	4	241	10	0	2.48	1	2
10	S. Weeks	3	140	8	0	4.00	0	2
11	J. Garrett	3	78	4	0	3.06	1	0
12	J. Hedberg	2	98	4	0	2.45	1	1
13	B. Essensa	2	122	6	0	2.95	0	2
14	C. Ridley	2	120	8	0	4.00	0	2
15	P. Skudra	2	96	5	0	3.13	0	1
16	G. Hanlon	2	60	3	0	3.00	0	0
17	D. Sabourin	2	14	1	0	4.29	0	0
18	W. Young	1	60	5	0	5.00	0	1
19	K. Lockett	1	60	6	0	6.00	0	1
20	K. Whitmore	1	20	2	0	6.00	0	0

Rk	Player	GP	G	A	PTS	PIM
	B. Hedican	41	1	9	10	32
	H. Snepsts	44	1	9	10	99
T-42	T. Klatt	18	5	4	9	2
	L. Lindgren	25	3	6	9	14
	N. La Fayette	20	2	7	9	13
	A. Mogilyan	6	1	8	9	8
T-46	A. Edler	13	1	7	8	8
	M. Sundin	8	3	5	8	2
	T. Fergus	13	5	3	8	6
	A. Plavisc	13	1	7	8	4
T-50	J. Nil	20	4	3	7	73
	B. Bradley	7	3	4	7	10
	D. Murzyn	40	3	4	7	92
	R. Lanz	14	2	5	7	6
	C. Oddleifson	14	1	6	7	8
T-55	K. Wellwood	10	1	5	6	0
	T. Pyatt	12	2	4	6	8
	B. Dailey	7	2	4	6	14
	P. Skriko	10	1	5	6	04
T-59	K. Bieksa	19	0	5	5	34
	A. Burrows	21	4	1	5	34
	E. Tikkanen	6	3	2	5	2
	J. Gould	7	3	2	5	0
	R. Nordmark	7	3	2	5	8
	J. Beranek	14	3	2	5	12
	R. Oksiluta	10	2	3	5	0
	P. Reinhart	7	2	3	5	4
	C. Campbell	19	2	3	5	98
	D. Ward	9	2	3	5	0
	R. Blight	5	0	5	5	2
	M. Baron	24	0	5	5	20
	K. McLean (G)	68	0	5	5	0
T-72	S. Bernier	10	2	2	4	7
	R. Kesler	11	2	2	4	14
	G. Odjick	32	3	1	4	95
	J. Gillis	5	2	2	4	0
	T. Kurvers	6	2	2	4	12
	G. O'Flaherty	7	2	2	4	6
	D. Lever	10	2	2	4	6

ALL-TIME PLAYOFF SCORING

RK	Player	GP	G	A	PTS	PIM	RK	Player	GP	G	A	PTS	PIM
	K. McCarthy	11	2	2	4	12		N. Smith	4	0	0	0	0
	J. Ruutu	24	1	3	4	32		R. Fitzpatrick	3	0	0	0	6
	A. Chubarov	27	0	4	4	4		T. Santala	1	0	0	0	0
	A. Semenov	12	1	3	4	0		T. Bouck	1	0	0	0	0
	G. Minor	12	1	3	4	25		J. King	1	0	0	0	0
	B. Smolinski	12	2	2	4	8		R. Luongo (G)	22	0	0	0	0
T-85	P. Demitra	6	1	2	3	2		D. Sabourin (G)	2	0	0	0	0
	W. Mitchell	22	0	3	3	34		K. Whitmore (G)	1	0	0	0	0
	M. Raymond	10	2	1	3	2		J. Namestnikov	2	0	0	0	2
	P. Bordeleau	5	2	1	3	0		J. Kocur	1	0	0	0	0
	R. Sutter	7	2	1	3	12		J. Dowd	1	0	0	0	0
	G. Butcher	14	2	1	3	24		R. Bawa	1	0	0	0	0
	A. Cassels	6	2	1	3	0		D. Bruce	1	0	0	0	0
	M. Kirtan	4	1	2	3	7		L. Goodenough	1	0	0	0	2
	S. Lachance	8	1	2	3	6		K. Guy	1	0	0	0	0
	M. Bridgman	7	1	2	3	10		K. Lockett (G)	1	0	0	0	0
	R. Kron	11	1	2	3	2		M. Petit	1	0	0	0	0
	D. Kearns	11	1	2	3	8		J. Hedberg (G)	2	0	0	0	0
	P.O. Brasar	13	1	2	3	0		N. Baumgartner	2	0	0	0	0
	M. Crawford	20	1	2	3	44		J. Strudwick	2	0	0	0	0
	R. Delorme	23	1	2	3	49		K. Hammond	2	0	0	0	6
	J. Siegr	5	0	3	3	4		G. Cochrane	2	0	0	0	5
	B. MacDonald	8	0	3	3	2		A. Demarco	2	0	0	0	0
	R. Walter	13	0	3	3	8		B. Essensa (G)	2	0	0	0	0
	B. Glynn	17	0	3	3	10		G. Hanlon (G)	2	0	0	0	0
T-104	R. Johnson	10	1	1	2	2		C. Ridley (G)	2	0	0	0	0
	R. Rypien	10	0	2	2	40		R. Tudor	2	0	0	0	0
	S. O'Brien	10	1	1	2	24		M. Walton	2	0	0	0	5
	J. Cowan	10	2	0	2	22		M. Bergevin	3	0	0	0	2
	L. Krajicek	12	0	2	2	12		P. Schaefer	3	0	0	0	0
	J. Bulis	12	1	1	2	2		P. Kavanagh	3	0	0	0	2
	B. Reid	10	0	2	2	0		J. Benning	3	0	0	0	0
	B. Peterson	3	2	0	2	9		G. Boddy	3	0	0	0	0
	C. Neely	7	2	0	2	6		C. Cox	3	0	0	0	2
	G. Sanderson	7	1	1	2	4		A. Auld (G)	4	0	0	0	0
	M. Rucinsky	7	1	1	2	6		M. Keane	7	0	0	0	4
	C. Ruuttu	9	1	1	2	0		B. Allen	7	0	0	0	6
	D. Capuano	6	1	1	2	5		T. Currie	3	0	0	0	10
	B. Manno	10	1	1	2	12		J. Garrett (G)	3	0	0	0	0
	P. Sundstrom	11	1	1	2	9		B. Gassoff	3	0	0	0	0
	M. Malik	21	1	1	2	20		D. Lowry	3	0	0	0	0
	J.J. Daigenault	3	0	2	2	0		J. McIlhargey	3	0	0	0	0
	J. Belanger	3	0	2	2	2		P. McNab	3	0	0	0	0
	L. Rochefort	5	0	2	2	0		B. Schmautz	3	0	0	0	0
	S. Bozek	10	0	2	2	4		S. Weeks (G)	3	0	0	0	2
	T. Letowski	12	0	2	2	8		D. Brashear	4	0	0	0	0
T-125	D. Hordichuk	10	1	0	1	14		D. Berehowsky	4	0	0	0	12
	J. Hansen	12	0	1	1	4		T. Gamble	4	0	0	0	0
	J. Green	9	0	1	1	12		R. Murphy	4	0	0	0	2
	B. May	20	1	0	1	21		J. Hughes	4	0	0	0	10
	J. Charbonneau	3	1	0	1	4		M. Lemay	4	0	0	0	12
	A. Aucoin	10	1	0	1	0		D. Logan	4	0	0	0	0
	M. Peca	5	0	1	1	8		L. Melnyk	4	0	0	0	2
	D. Kozak	3	1	0	1	0		J. Agnew	4	0	0	0	6
	D. Vervegeart	3	1	0	1	4		D. Smith	4	0	0	0	6
	A. Boudrais	6	1	0	1	0		G. Smith (G)	4	0	0	0	0
	B. Ashton	7	1	0	1	8		L. Rohlin	5	0	0	0	0
	J. Butler	7	1	0	1	2		M. Ridley	5	0	0	0	2
	G. Monahan	7	1	0	1	4		M. Wotton	5	0	0	0	4
	W. Young (G)	1	0	1	1	0		T. Pratt	5	0	0	0	5
	J. Carson	2	0	1	1	0		A. Stojanov	5	0	0	0	2
	P. Martin	3	0	1	1	2		D. Jackson	6	0	0	0	10
	R. Stern	3	0	1	1	17		M. Sillinger	6	0	0	0	2
	H. Druken	4	0	1	1	0		J. Bubla	6	0	0	0	7
	D. Pederson	4	0	1	1	4		B. Lalonde	6	0	0	0	2
	J. Hlavac	5	0	1	1	0		A. Schliebener	6	0	0	0	2
	F. Kucera	6	0	1	1	0		C. Hirsch	6	0	0	0	2
	J. Mazur	6	0	1	1	8		G.C. Adams	7	0	0	0	21
	B. Murray	6	0	1	1	13		G. Bromley (G)	7	0	0	0	02
	R. Gregg	7	0	1	1	8		J. Cullimore	11	0	0	0	12
	T. Warriner	6	1	0	1	2		A. Eldebrink	13	0	0	0	10
	M. Robitaille	7	0	1	1	4		D. Cloutier (G)	25	0	0	0	10
	J. Grisdale	10	0	1	1	15		T. Hunter	46	0	0	0	74
	R. Sedlbauer	10	0	1	1	19		R. Dirk	28	0	0	0	39
	S. Antoski	16	0	1	1	36		R. Brodeur (G)	29	0	0	0	4
	G. Valk	16	0	1	1	37		B. Helmer	6	0	0	0	0
	J. McIntyre	24	0	1	1	16		P. Skudra (G)	2	0	0	0	0
T-156	O. Vaananen	3	0	0	0	2							

SEASON

Wins

Most	15	1994
Most Home	7	1994
Most Road	8	1994
Most Consecutive	5	Apr. 26-May 04/94, May. 18-31/94

Goals

Most For	76	1994
Most Against	61	1994

Overtime

Most Games	7	1994
Most Wins	6	1994
Most Losses	3	1995

Power Play Goals

Most For	19	1994
Most Against	20	1994

SERIES

Goals

Most For	29	1992 Division Semi-Final vs WPG
Most Against	26	1989 Division Semi-Final vs CGY
Most, Both Team	46	1989 Division Semi-Final vs CGY 1992 Division Semi-Final vs WPG

Power Play Goals

Most For	7	1989 Division Semi-Final vs CGY
	7	2009 Western Conference Semi-Final vs CHI
Most Against	10	1989 Division Semi-Final vs CGY
Most, Both Teams	17	1989 Division Semi-Final vs CGY

Goals

Most For	7	1995 vs STL (tied with CGY for most shorthanded goals in one series)
----------	---	---

Penalty Minutes

Most	285	1982 Campbell Conference Final vs CHI
------	-----	---------------------------------------

Overtime

Most Games	3	1994 Western Conference Quarter-Final vs CGY (3-0)
	3	1995 Western Conference Semi-Final vs CHI (0-3)
	3	2007 Western Conference Quarter-Final vs DAL (2-1)
	3	2007 Western Conference Semi-Final vs ANA (1-2)

GAME

Overtime

Longest	78:06	Apr. 11/07 (VAN 5 vs DAL 4, Henrik Sedin scored at 18:06 in the fourth overtime. The total time played for the game was 138:06)
Shortest	0:23	Apr. 18/82 (VAN 4 @ LA 3 - Colin Campbell)

Goals

Most	8	Apr. 26/92 (VAN 8 vs WPG 2) Apr. 28/92 (VAN 8 @ WPG 3) May 17/95 (VAN 2 @ STL 8)
Most Against	8	May 11/09 (VAN 5 @ CHI 7) Apr. 20/94 (CGY 7 vs VAN 5) Apr. 14/79 (PHI 7 vs VAN 2) Apr. 9/86 (EDM 7 vs VAN 3) Apr. 20/94 (CGY 7 vs VAN 5)
Most, Both Teams	12	

Power Play Goals

Most	4	Apr. 9/89 vs CGY
Most Against	3	Eight times
Most, Both Teams	7	May 11/09 (VAN 5 @ CHI 7) Apr. 9/89 vs CGY

Fastest Two

Shorthanded Goals		Christian Ruutu at 4:31 Geoff Courtnall at 4:48 of second period on May 15 vs STL Previous record was 24 seconds set by Mtl Canadiens in 1978 - an NHL record.
-------------------	--	--

Penalty Minutes

Most	106	Apr. 29/82 vs CHI
Most, Opponent	90	May 06/82 by CHI
Most, Both Teams	188	Apr. 29/82 vs CHI

Shots on Goal

Most	56	Apr. 11/07 vs DAL
Most, Opponent	76	Apr. 11/07 by DAL
Most, Both Teams	132	Apr. 11/07 vs DAL
Fewest	15	May 07/09 @ CHI
Fewest, Opponent	14	May 4/92 vs EDM
Fewest, Both Teams	36	Apr. 8/89 vs CGY

PERIOD

Goals

Most	5	Jun. 9/94 vs NYR
Most Against	4	May 11/09 @ CHI Apr. 9/80 vs BUF May 11/82 vs NYI Apr. 9/86 vs EDM Apr. 20/94 vs CGY May 17/95 vs STL Apr. 16/96 vs COL Jun. 09/94 vs NYR
Most, Both Teams	8	

Power Play

Most	3	May 4/92 vs EDM Apr. 12/91 vs LA
Most Against	3	Apr. 9/80 vs BUF Apr. 9/89 vs CGY
Most, Both Teams	5	Apr. 9/89 vs CGY

Shots on Goal

Most	20	May 8/92 @ EDM
Most, Opponent	22	May 3/07 @ ANA
Most	20	May 8/92 @ EDM
Most, Opponent	19	May 4/94 vs DAL
		Apr. 29/82 vs CHI
Most, Both Teams	32	Jun. 9/94 vs NYR
Fewest	2	Apr. 22/96 vs COL
Fewest, Opponent	1	May 4/92 vs EDM
Fewest, Both Teams	9	Apr. 8/89 vs CGY

Fastest Goal to Start Game

Canucks	:08	Apr. 7/82 vs CGY (Stan Smyl)
Opponent	:24	Apr. 13/07 vs DAL (Jeff Halpern)

Fastest Goal to Period

Canucks	:08	Apr. 7/82 vs CGY (Stan Smyl)
---------	-----	------------------------------

PERIOD CONTINUED

Fastest Two Goals

Canucks	:15	Apr. 13/89 vs CGY (Rich Sutter 19:29, Garth Butcher 19:44, 2nd)
Opponent	:17	Apr. 18/01 vs COL (Peter Forsberg 9:11, Joe Sakic 9:28, 3rd)
Both Teams	:16	Apr. 17/04 @ CGY (Geoff Sanderson 10:15, Oleg Saprykin 10:31, 2nd)

Fastest Three Goals

Canucks	2:18	Apr. 13/89 vs CGY (Jim Sandlak 17:26, Rich Sutter 19:29, Garth Butcher 19:44, 2nd)
Opponent	:38	Apr. 18/01 vs COL (Peter Forsberg 9:11, Joe Sakic 9:28, E. Messier 9:49, 3rd)
Both Teams	1:34	May 11/09 @ CHI (Daniel Sedin 12:15, Patrick Kane 13:00, Jonathan Toews 13:49, 3rd)

Career

Most Playoff Years	11	Trevor Linden
Most Games Played	118	Trevor Linden
Most Points	95	Trevor Linden
Most Goals	34	Trevor Linden
		Pavel Bure
Most Assists	61	Trevor Linden
Most PIM	181	Dave Williams
Most Games, Goalie	68	Kirk McLean
Most Wins, Goalie	34	Kirk McLean
Most Shutouts, Goalie	6	Kirk McLean

Year

Most Points	31	Pavel Bure (1994)
Most Points, Def.	15	Jeff Brown (1994)
Most Goals	16	Pavel Bure (1994)
Most Goals, Def.	7	Ed Jovanovski (2003)
Most GWG	3	Geoff Courtnall (1994)
Most PPG	5	Trevor Linden (1994)
Most Assists	15	Pavel Bure (1994)
Most Assists, Def.	11	Jyrki Lumme (1994)
Most PIM	116	Dave Williams (1982)
Most Shots	101	Pavel Bure (1994)
Longest Point Streak	16	Pavel Bure (1994)
		(13-10-23)
Longest Goal Streak	5	Cliff Ronning (1991)
Longest Assist Streak	5	Lars Molin (1982)
Most Games, Goalie	24	Kirk McLean (1994)
Most Wins, Goalie	15	Kirk McLean (1994)
Most Shutouts	4	Kirk McLean (1994)
Most Minutes	1544	Kirk McLean (1994)

Series

Most Goals	7	Pavel Bure (1995 vs STL)
Most Points	12	Pavel Bure (1995 vs STL)
Most Assists	8	A. Mogilny (1996 vs COL)
Most PIM	51	D. Williams (1982 vs CHI)
Most PP	2	Many times
Most Shots	30	Pavel Bure (1995 vs STL)

Game

Most Saves	72	Roberto Luongo (Apr. 11/07 vs DAL)
Most Goals	3	Five players: Trevor Linden, (Most recent Apr. 25/96 @ COL), Doug Halward, Geoff Courtnall (2), Pavel Bure
Most Assists	3	Ten players
Most Points	4	Trevor Linden (Apr. 9/89 vs CGY), Geoff Courtnall (Apr. 4/91 vs LA), Pavel Bure (Apr. 26/92 vs WPG), Geoff Courtnall (Apr. 30/92 vs WPG), Russ Courtnall (May 9/95 at STL)
Most Shots	11	Geoff Courtnall (Apr. 30/92 vs WPG)
Most PP Goals	2	Ivan Hlinka (Apr. 15/82 vs LA), Doug Halward (Apr. 7/84 vs CGY), Trevor Linden (Most recent Apr. 25/96 at COL)

Period

Most Goals	2	Ten players
Most Assists	2	Many Times
Most Points	3	Geoff Courtnall (Apr. 4/91, vs LA, 3rd), Pavel Bure (Jun. 9/94 vs NVR, 3rd)
Most PIM	37	Gino Odjick (May 17/95 vs STL)
Fastest Two Goals	2:14	Doug Halward (Apr. 7/84, vs CGY, 1st)
Fastest Two Goals	3:00	Mike Bossy, NYI (May 16/82, 2nd)
Opp.		



NATIONAL HOCKEY LEAGUE

NHL NEW YORK

NHL Enterprises, L.P. & NHL Productions/NHL Images
1185 Avenue of the Americas, New York, NY, 10036
Phone: 212.789.2000, Fax: 212.789.2020, PR Fax: 212.789.2080

NHL MONTRÉAL

1800 McGill College Avenue, Suite 2600
Montréal, Québec, H3A 3J6
Phone: 514.841.9220, Fax: 514.841.1070

NHL TORONTO & NHL ENTERPRISES CANADA L.P.

50 Bay Street, 11th Floor
Toronto, Ontario, M5J 2X8
Phone: 416.981.2777, Fax: 416.981.2779, PR Fax: 416.981.2769

LEAGUE OPERATIONS

EXECUTIVE

Commissioner Gary B. Bettman
Deputy Commissioner William Daly
Senior Executive Vice President &
Director of Hockey Operations Colin Campbell
Senior Executive Vice President &
Chief Financial Officer Craig Harrett
V.P., Administration, Human Resources &
Executive Assistant to the Commissioner Debbie Jordan

HOCKEY OPERATIONS

Senior Executive Vice President of
Hockey Operations Colin Campbell
Senior Vice President,
Hockey Operations (Toronto) Jim Gregory
Senior Vice President &
Director of Officiating (Toronto) Stephen Walkom
Senior Vice President,
Hockey Operations (Toronto) Mike Murphy
Vice President & Managing Director,
Central Registry (Toronto) Sean MacLeod
Video Director (Toronto) Damian Echevarrieta
Director of Alumni Relations (Toronto) Patrick Flatley
Director, Central Scouting (Toronto) E.J. McGuire
Director of Systems,
Central Registry (Montreal) Madeleine Supino
Senior Manager, Hockey Operations (Toronto) Kris King
Senior Manager, Central Registry (Toronto) Brandon Pridham
Managers, Officiating (Toronto) Dave Baker, Randy Hall
Facilities Operations Manager Dan Craig
Office Manager / Senior Assistant (Toronto) Kelley Rosset
Goaltender Equipment Manager (Toronto) Kay Whitmore

BROADCASTING & PRODUCTION

Senior Vice President, Broadcasting John Shannon
Group Vice President,
Video Production and Programming Ken Rosen
Group Vice President,
Media Operations & Planning Patti Fallick
Vice President, Broadcasting & Programming Adam Acone
Senior Director, Operations/Footage Peg Walsh

Director, Broadcast Operations (Toronto) Jim Wilkes
Director, NHL Radio Gregg Baldinger
Senior Manager, Broadcasting Phyllis DeConiglio
Senior Manager, Regional Television Eric Haugen
Senior Manager, Network Television Emily Nasits
Executive Producer Darryl Lepik
Manager, Video Services Chris Cesa
Manager, Broadcasting Operations Lisa Litvak

BROADCAST BUSINESS & SCHEDULING

Senior Vice President, Scheduling &
Strategic Planning (Montreal) Steve Hatze Petros
Senior Director, Research Mark Erlichson

NHL IMAGES

Group Vice President,
Media Operations & Planning Patti Fallick
Manager Jessica Tomao

NHL MEDIA

Group Vice President, Center Ice &
NHL Network Jody Shapiro
Vice President, Media John Tortora
Senior Manager,
NHL Center Ice Operations Jennifer Wisniewski

NHL INTERACTIVE CYBERENTERPRISES (NHL ICE)

President, NHL ICE & Senior Vice President,
New Business Development Keith Ritter
Vice President, Editorial & Production Richard Libero
Vice President, Web Operations Grant Nodine
Director, New Media Business Development Troy Ewanchyna

COMMUNICATIONS

Executive Vice President,
Communications and Brand Strategy Karen Durkin
Senior Vice President, Communications Bernadette Mansur
Senior Vice President, Public Relations &
Media Services (Toronto) Gary Meagher
Group Vice President, Media Relations Frank Brown
Vice President, Public Relations &
Player Development Jamey Horan
Vice President, Community and
Diversity Programming Ken Martin
Statistician and Information Officer (Toronto) Benny Ercolani
Senior Director, News Services Greg Inglis
Director, Entertainment Publicity Nirva Milord
Director, Youth Development, NHL Diversity Willie O'Ree
Senior Manager, Public Relations (Toronto) David Keon
Senior Manager, Public Relations (Toronto) Julie Young
Manager, Public Relations Schuyler Baehman
Manager, Community Relations Ann Marie Lynch
Publicist Kerry McGovern
Manager, NHL Diversity Robert Wooley
Manager, Community and
Diversity Publicity Mary Kay Wright

ANAHEIM DUCKS

Honda Center
2695 Katella Avenue
Anaheim, CA, 92806
714.940.2900
GM: Bob Murray Coach: Randy Carlyle

ATLANTA THRASHERS

Centennial Tower
101 Marietta Street NW
Atlanta, GA, 30303
404.878.3300
GM: Don Waddell Coach: John Anderson

BOSTON BRUINS

TD Garden
100 Legends Way
Boston, MA, 02114
617.624.1900
GM: Peter Chiarelli Coach: Claude Julien

BUFFALO SABRES

HSBC Arena
1 Seymour H. Knox III Plaza
Buffalo, NY, 14203
716.855.4100
GM: Darcy Regier Coach: Lindy Ruff

CALGARY FLAMES

Pengrowth Saddledome
P.O. Box 1540, Station M
Calgary, AB, T2P 3B9
403.777.4636
GM: Darryl Sutter Coach: Brent Sutter

CAROLINA HURRICANES

RBC Center
1400 Edwards Mill Road
Raleigh, NC, 27607
919.467.7825
GM: Jim Rutherford Coach: Paul Maurice

CHICAGO BLACKHAWKS

United Center
1901 W Madison Street
Chicago, IL, 60612
312.455.7000
GM: Stan Bowman Coach: Joel Quenneville

COLORADO AVALANCHE

Pepsi Center
1000 Chopper Circle
Denver, CO, 80204
303.405.1100
GM: Greg Sherman Coach: Joe Sacco

COLUMBUS BLUE JACKETS

Nationwide Arena
200 W Nationwide Boulevard
Columbus, OH, 43215
614.246.4625
GM: Scott Howson Coach: Ken Hitchcock

DALLAS STARS

American Airlines Center
2601 Avenue of the Stars
Frisco, TX, 75034
214.387.5500
GM: Joe Nieuwendyk Coach: Marc Crawford

DETROIT RED WINGS

Joe Louis Arena
600 Civic Center Drive
Detroit, MI, 48226
313.394.7000
GM: Ken Holland Coach: Mike Babcock

EDMONTON OILERS

ReXall Place
11230-110th Street
Edmonton, AB, T5G 3H7
780.414.4000
GM: Steve Tambellini Coach: Pat Quinn

FLORIDA PANTHERS

BankAtlantic Center
One Panther Parkway
Sunrise, FL, 33323
954.835.7000
GM: TBD Coach: Peter DeBoer

LOS ANGELES KINGS

Toyota Sports Center
555 N Nash Street
El Segundo, CA, 90245
310.535.4500
GM: Dean Lombardi Coach: Terry Murray

MINNESOTA WILD

Xcel Energy Center
317 Washington Street
St. Paul, MN, 55102
651.602.6000
GM: Chuck Fletcher Coach: Todd Richards

MONTREAL CANADIENS

Bell Centre
1260 de la Gauchetiere Street W
Montreal, QC, H3B 5E8
514.932.2582
GM: Bob Gainey Coach: Jacques Martin

NASHVILLE PREDATORS

Sommet Center
501 Broadway
Nashville, TN, 37203
615.770.2300
GM: David Poile Coach: Barry Trotz

NEW JERSEY DEVILS

Prudential Center
165 Mulberry Street
Newark, NJ, 07102
973.757.6100
GM: Lou Lamoriello Coach: Jacques Lemaire

NEW YORK ISLANDERS

Nassau Coliseum
1535 Old Country Road
Plainview, NY, 11803
516.501.6700
GM: Garth Snow Coach: Scott Gordon

NEW YORK RANGERS

Madison Square Garden
2 Pennsylvania Plaza, 14th Floor
New York, NY, 10121
212.465.6486
GM: Glen Sather Coach: John Tortorella

OTTAWA SENATORS

Scotiabank Place
1000 Palladium Drive
Kanata, ON, K2V 1A5
613.599.0250
GM: Bryan Murray Coach: Cory Clouston

PHILADELPHIA FLYERS

Wachovia Center
3601 South Broad Street
Philadelphia, PA, 19148
215.465.4500
GM: Paul Holmgren Coach: John Stevens

PHOENIX COYOTES

Jobing.com Arena
6751 N White Out Way, #200
Glendale, AZ, 85305
623.772.3200
GM: Don Maloney Coach: Wayne Gretzky

PITTSBURGH PENGUINS

Mellon Arena
66 Mario Lemieux Place
Pittsburgh, PA, 15219
412.642.1300
GM: Ray Shero Coach: Dan Bylsma

ST. LOUIS BLUES

Scottrade Center
1401 Clark Avenue
St. Louis, MO, 63103
314.622.2500
GM: Larry Pleau Coach: Andy Murray

SAN JOSE SHARKS

HP Pavilion at San Jose
525 W Santa Clara Street
San Jose, CA, 95113
408.287.7070
GM: Doug Wilson Coach: Todd McLellan

TAMPA BAY LIGHTNING

St. Pete Times Forum
401 Channelside Drive
Tampa, FL, 33602
813.301.6500
GM: Brian Lawton Coach: Rick Tocchet

TORONTO MAPLE LEAFS

Air Canada Centre
40 Bay Street Suite 400
Toronto, ON, M5J 2X2
416.815.5700
GM: Brian Burke Coach: Ron Wilson

VANCOUVER CANUCKS

General Motors Place
800 Griffiths Way
Vancouver, BC, V6B 6G1
604.899.4600
GM: Mike Gillis Coach: Alain Vigneault

WASHINGTON CAPITALS

Verizon Center
627 N. Glebe Road, Suite 850
Washington, DC, 22203
202.266.2200
GM: George McPhee Coach: Bruce Boudreau

WESTERN CONFERENCE

CENTRAL DIVISION

Team	GP	W	L	OT	PTS	GF	GA
y-Detroit	82	51	21	10	112	295	244
x-CHICAGO	82	46	24	12	104	264	216
x-ST. LOUIS	82	41	31	10	92	233	233
x-COLUMBUS	82	41	31	10	92	226	230
NASHVILLE	82	40	34	8	88	213	233

NORTHWEST DIVISION

Team	GP	W	L	OT	PTS	GF	GA
y-VANCOUVER	82	45	27	10	100	246	220
x-CALGARY	82	46	30	6	98	254	248
MINNESOTA	82	40	33	9	89	219	200
EDMONTON	82	38	35	9	85	234	248
COLORADO	82	32	45	5	69	199	257

PACIFIC DIVISION

Team	GP	W	L	OT	PTS	GF	GA
p-SAN JOSE	82	53	18	11	117	257	204
x-ANAHEIM	82	42	33	7	91	248	238
DALLAS	82	36	35	11	83	230	257
PHOENIX	82	36	39	7	79	208	252
LOS ANGELES	82	34	37	11	79	207	234

p – winner of President's Trophy x – clinched playoff spot y – clinched division z – clinched conference

NHL LEADERS

INDIVIDUAL SCORING LEADERS

Player	Team	GP	G	A	PTS	+/-	PIM
Evgeni Malkin	PIT	82	35	78	113	17	80
Alexander Ovechkin	WSH	79	56	54	110	8	72
Sidney Crosby	PIT	77	33	70	103	3	76

DEFENCEMEN SCORING LEADERS

Player	Team	GP	G	A	PTS	+/-	PIM
Mike Green	WSH	68	31	42	73	24	68
Andrei Markov	MTL	78	12	52	34	-2	36
Nicklas Lidstrom	DET	78	16	43	59	31	30
Scott Niedermayer	ANA	82	14	45	59	-8	70

ROOKIE SCORING LEADERS

Player	Team	GP	G	A	PTS	+/-	PIM
Bobby Ryan	ANA	64	31	26	57	13	33
Kris Versteeg	CHI	78	22	31	53	15	55
Mikhail Grabovski	TOR	78	20	28	48	-8	92

GOALTENDING

Goals Against Average (Min-27 GP)

Tim Thomas	BOS	2.10
Steve Mason	CBJ	2.29
Niklas Backstrom	MIN	2.33
Nikolai Khabibulin	CHI	2.33

Wins

Mikko Kiprusoff	CGY	45
Evgeni Nabokov	SJS	41
Cam Ward	CAR	39

Shutouts

Steve Mason	CBJ	10
Roberto Luongo	VAN	9
Niklas Backstrom	MIN	8

EASTERN CONFERENCE

ATLANTIC DIVISION

Team	GP	W	L	OT	PTS	GF	GA
y-NEW JERSEY	82	46	29	7	99	206	197
x-PITTSBURGH	82	45	28	9	99	264	239
x-PHILADELPHIA	82	44	27	11	99	264	238
x-NY RANGERS	82	43	30	9	95	210	218
NY ISLANDERS	82	26	47	9	61	201	279

NORTHEAST DIVISION

Team	GP	W	L	OT	PTS	GF	GA
z-BOSTON	82	53	19	10	116	274	196
x-MONTREAL	82	41	30	11	93	249	247
BUFFALO	82	41	32	9	91	250	234
OTTAWA	82	36	35	11	83	217	237
TORONTO	82	34	35	13	81	250	293

SOUTHEAST DIVISION

Team	GP	W	L	OT	PTS	GF	GA
y-WASHINGTON	82	50	24	8	108	272	245
x-CAROLINA	82	45	30	7	97	239	226
FLORIDA	82	41	30	11	93	234	231
ATLANTA	82	35	41	6	76	257	280
TAMPA BAY	82	24	40	18	66	210	279

CATEGORY LEADERS

Goal Scoring

Alexander Ovechkin	WSH	56
Jeff Carter	PHI	46
Zach Parise	NJ	45

Assists

Evgeni Malkin	PIT	78
Sidney Crosby	PIT	70
Ryan Getzlaf	ANA	66

Power Play Goals

Thomas Vanek	BUF	20
Alexander Ovechkin	WSH	19
Mike Cammalleri	CGY	19

Short-handed Goals

Mike Richards	PHI	7
Patrick Marleau	SJS	5
Rick Nash	CBJ	5

Game-Winning Goals

Jeff Carter	PHI	12
Brad Boyes	STL	11
Patrick Marleau	SJS	10
Alexander Ovechkin	WSH	10
Petr Sykora	PIT	10

Shots

Alexander Ovechkin	WSH	528
Eric Staal	CAR	372
Zach Parise	NJD	364

Shooting PCT (Min-82 SH)

Ryan Malone	TBL	21.0%
Loui Eriksson	DAL	20.2%
Kyle Wellwood	VAN	19.1%

Plus/Minus

David Krejci	BOS	37
Blake Wheeler	BOS	36
Pavel Datsyuk	DET	34

NHL AWARD WINNERS

HART MEMORIAL TROPHY

Alexander Ovechkin – Washington Capitals

VEZINA TROPHY

Tim Thomas – Boston Bruins

JAMES NORRIS MEMORIAL TROPHY

Zdeno Chara – Boston Bruins

MAURICE “ROCKET” RICHARD TROPHY

Alexander Ovechkin – Washington Capitals

ART ROSS TROPHY

Evgeni Malkin – Pittsburgh Penguins

JACK ADAMS AWARD

Claude Julian – Boston Bruins

CALDER MEMORIAL TROPHY

Steve Mason – Columbus Blue Jackets

CONN SMYTHE TROPHY

Evgeni Malkin – Pittsburgh Penguins

KING CLANCY MEMORIAL TROPHY

Ethan Moreau – Edmonton Oilers

WILLIAM M. JENNINGS TROPHY

Tim Thomas, Manny Fernandez – Boston Bruins

LADY BYNG MEMORIAL TROPHY

Pavel Datsyuk – Detroit Red Wings

BILL MASTERTON MEMORIAL TROPHY

Steve Sullivan – Nashville Predators

LESTER B. PEARSON AWARD

Alexander Ovechkin – Washington Capitals

FRANK J. SELKE TROPHY

Pavel Datsyuk – Detroit Red Wings

SCOTIABANK NHL FAN FAV AWARD

Roberto Luongo – Vancouver Canucks

SEPTEMBER

- 5 Opening Day of Rookie Camp
- 12 Opening Day of NHL Training Camps
- 14 Pre-season schedule begins
- 14 Kraft Hockeyville Game – NY Islanders vs. Vancouver Canucks (Terrace, BC)
- 28 Victoria Cup – Chicago Blackhawks vs. HC Davos (Zurich, Switzerland)
- 28 NHL Premiere Challenge (pre-season) Florida Panthers vs. Tappara Tampere (Tampere, Finland)
- 29 Victoria Cup – Chicago Blackhawks vs. Zurich Lions (Zurich, Switzerland)
- 29 NHL Premiere Challenge (pre-season) St. Louis Blues vs. Linköping (Linköping, Sweden)
- 30 NHL Premiere Challenge (pre-season) Detroit Red Wings vs. Farjestad (Karlstad, Sweden)
- 30 NHL Premiere Challenge (pre-season) Florida Panthers vs. Jokerit (Helsinki, Finland)
- 30 Opening Day Playing Rosters set (3:00 p.m. ET)

OCTOBER

- 1 Hockey Fights Cancer Awareness Month
- 1 Opening Night – 92nd NHL Regular Season begins
- 1 San Jose @ Colorado – Joe Sakic's number #19 retired
- 2 NY Rangers at Pittsburgh (Stanley Cup Banner raised)
- 2 NHL Premiere – Chicago Blackhawks vs. Florida Panthers (Helsinki, Finland)
- 2 NHL Premiere – Detroit Red Wings vs. St. Louis Blues (Stockholm, Sweden)
- 3 NHL Premiere – Chicago Blackhawks vs. Florida Panthers (Helsinki, Finland)
- 3 NHL Premiere – Detroit Red Wings vs. St. Louis Blues (Stockholm, Sweden)
- 3 All 30 teams in action
- 24 All 30 teams in action

NOVEMBER

- 4-7 U20 4 Nations Cup
- 7 Hockey Hall of Fame Game (Detroit Red Wings at Toronto Maple Leafs)
- 8 Hockey Hall of Fame Legends Game (Canada vs. World)
- 9 Hockey Hall of Fame Induction Ceremony (Toronto, ON) Inductees: Brett Hull, Brian Leetch, Luc Robitaille, Steve Yzerman (Player category); Lou Lamoriello (Builder category)

DECEMBER

- 1 Signing deadline for Group 2 free agents
- 19-27 Holiday Roster Freeze in effect. For all players on an NHL active roster, injured reserve, or players with non-roster and injured non-roster status as of midnight, local time, Dec. 19, a roster freeze shall apply through midnight local time Dec. 27, with respect to waivers, trades and loans, subject to the exceptions provided for in CBA Article 16.10.
- 24-25 No scheduled practices – dressing rooms closed
- 26 – Jan. 5 IIHF World U20 Championship (Saskatoon & Regina, Canada)

JANUARY

- 1 2010 Bridgestone NHL Winter Classic – Philadelphia at Boston (Fenway Park, Boston)
- 17 NHL on NBC (game of the week coverage begins)
- 29-31 Hockey Weekend Across America (USA Hockey)
- 30 CBC's Hockey Day in Canada (Host: Stratford, ON)
- Montreal at Ottawa, Vancouver at Toronto, Edmonton at Calgary

FEBRUARY

- 1 Hockey is for Everyone Month
- 14 Last NHL games before Olympic break
- 15-23 2010 Winter Olympic Break: No scheduled practices – dressing rooms closed
- 16 Olympic Hockey tournament begins (Vancouver, Canada)
- 22 30th Anniversary of 'Miracle on Ice' game (1980)
- 26 Olympic Bronze medal game
- 28 Olympic Gold medal game

MARCH

- 1 NHL Regular season resumes after Olympic break
- 3 Trade deadline (3:00 p.m. ET)

APRIL

- 8-10 NCAA Frozen Four (Ford Field, Detroit)
- 11 Last day of 2009/10 regular season
- 13-23 IIHF U18 World Championship (Mogilev & Bobruisk, Belarus)
- 14 Stanley Cup Playoffs begin

MAY

- 1-9 2010 Royal Bank Cup (Dauphin, MB)
- 7-23 IIHF World Championship (Mannheim & Gelsenkirchen, Germany)
- 14-23 2010 Mastercard Memorial Cup (Brandon, MB)
- 24-29 NHL Combine (Toronto, ON)

JUNE

- 18 Last possible day for 2009 Stanley Cup Final
- TBA Deadline for first club-elected salary arbitration (later of June 15 or 48 hours after the conclusion of the Stanley Cup Final, 5:00 p.m. ET)
- TBA 2010 NHL Awards (Las Vegas, Nevada)
- TBA NHL Entry Draft (Location: TBA)

JULY

- 1 Free Agency period begins
- 5 Deadline for player-elected salary arbitration notification (5:00 p.m. ET)
- 6 Deadline for club-elected salary arbitration notification (5:00 p.m. ET)
- 20 – Aug. 4 Salary arbitration hearings held

AUGUST

- 6 Deadline for salary arbitration decisions to be rendered

ASSIST

An assist is awarded to the player or players (maximum of two) who touch the puck prior to the goal, provided no defender plays or possesses the puck in between.

GAME PLAYED

A player receives credit for playing in a game if: i) he steps on the ice during time played or; ii) serves any penalty.

GAME-WINNING GOAL

After the final score has been determined, the goal which leaves the winning club one goal ahead of its opponent is the game-winning goal (example: if Team A beats Team B 8-3, the player scoring the fourth goal for Team A receives credit for the game-winning goal).

GOAL

A goal is awarded to the last player on the scoring club to touch the puck prior to the puck entering the net.

GOALS AGAINST AVERAGE

Multiply goals allowed (GA) by 60 and divide by minutes played (MINS).

GOALTENDER

A goaltender receives a "W" for a win in regulation, overtime or shootout; an "L" for a loss in regulation; or an "OT" for a loss in overtime or shootout.

PENALTY KILLING PERCENTAGE

Subtract the total number of power play goals allowed from total number of short-handed situations to get total number of power plays killed. Divide the total number of power plays killed by the total number of short-handed situations.

PLUS/MINUS

A player receives a "plus" if he is on the ice when his club scores an even-strength or short-hand goal. He receives a "minus" if he is on the ice for an even-strength or short-hand goal scored by the opposing Club. The difference in these numbers is considered the player's plus/minus statistic.

POWER PLAY GOAL

A goal scored by a club while it has a manpower advantage due to an opponent's penalty. Following are some examples of what is and is not considered a power play goal:

- if a club has an advantage on a minor penalty starting at 2:02 of the period and it scores at 4:02, the goal is not a power play goal.
- if a club scores on a delayed penalty, the goal is not a power play goal.
- if a club has an advantage due to a five-minute major or match penalty, that club is always credited with having one more advantage than the number of power play goals it scores during that advantage, because the penalty does not expire. A new advantage begins after each power play goal. For example, if Team A scores three goals during a major penalty, it is credited with four advantages.
- if a club is on a power play for any length of time, it is considered to have had an advantage.
- if a minor penalty is incurred by a club on a power play due to a major penalty, a new advantage is given to that Club when its minor penalty expires, provided the opponent's major penalty is still in effect.

POWER PLAY PERCENTAGE

Total number of power play goals divided by total number of power play opportunities.

SAVE PERCENTAGE

Subtract goals allowed (GA) from shots against (SA) to determine saves. Then divide saves by shots against.

SHOOTING PERCENTAGE

Divide the number of goals scored by the number of shots taken.

SHORTHAND GOAL

A goal scored by a club while it is at a manpower disadvantage. The same cases apply for shorthand as for power play goals, but in the opposite manner.

SHOT ON GOAL

If a player shoots the puck with the intention of scoring and if that shot would have gone in the net had the goaltender not stopped it, the shot is recorded as a "shot on goal".

SHUTOUT

If two goaltenders combine for a shutout, neither receives credit for the shutout. Instead it is recorded as a club shutout.

TENTHS OF A SECOND

If a penalty or goal occurs in the last minute, the time is rounded off to the previous second (ex: if a penalty is called with 12.4 seconds left in a period, the time is indicated as 19:47 and not 19:48.)

WINNING PERCENTAGE

Multiply the total number of games played by two to find the total amount of possible points available then divide by total amount of points obtained.

COACHES RECORD

A coach receives a "W" for a win in regulation, overtime or shootout; an "L" for a loss in regulation; or an "OT" for a loss in overtime or shootout.

** NOTE: No individual skater/goaltender statistics apply for the shootout



MEDIA



VANCOUVER CANUCKS MEDIA POLICY

The Vancouver Canucks reserve the right to enforce the club's media guidelines, to restrict and deny access and to ensure fair application that all interests are preserved.

GENERAL POLICIES

- Cell phones, or PDA's with cell phone capabilities, cannot be used for any purpose* in the Canucks dressing and workout rooms at any time (NHL media regulation).

*exception is for emails specific to BlackBerry-like units.

- Photographers must request access to the Canucks dressing and workout rooms for a specific assignment. That is, access will only be granted for direct and specifically requested player interviews or 'events' such as a photo of a new goal-tender mask, milestone goal, etc.
- Stock and general still and video images are not permitted in the dressing and workout rooms, e.g., you cannot stand at the entrance and pan the room, or take stock and general images of players or the room.
- Reporters and photographers using a still-camera or minicam for video purposes must inform the player or coach and inform the Canucks media relations staff beforehand.
- Reporters using an audio recorder must inform the person being interviewed that recording will be posted on the web (time limitations listed below).
- All video must adhere to the NHL's broadcast policies. Material may only be used for editorial purposes.
- The Canucks do not allow photographers in their dressing room on the road, or at home, without permission.

VIDEO AND AUDIO RELATED CONTENT ON INTERNET PLATFORMS

- Canucks video and audio related content is defined as, but not limited to interviews, news conferences, practices and community related events. Games fall under the NHL's broadcast policies.
- Content does not extend to the use of editorial text on the internet or text alerts sent to PDA's or cell phones.
- Up to 60 seconds maximum per day of video and audio may be used on the Internet by news organizations credentialed by the Canucks.
- An additional 60 seconds of game highlights may also be used for up to 24 hours following the conclusion of a game.
- No video or audio may be streamed live.
- Material may be archived for 24 hours maximum—no permanent archive of content is permitted.

- All material must link back to the team web site (example: "For more information, go to www.canucks.com"). Canucks.com is permitted to link to such posted material.
- All video and audio content is restricted to use on media websites and may not be "pushed" to other platforms (including but not limited to cell phones).
- Video and audio content cannot be marketed or sold on a subscription basis.
- Video and audio content may be used only in editorial context (such as in links that illustrate stories or in multimedia news sections) and may not be featured in stand-alone multimedia entertainment sections of third-party websites.
- Video and audio content must adhere to the NHL's broadcast policies.
- There is to be no sponsorship or advertising associated with or connected to the content. Footage may appear with banners and contextual ads, but the ads may not be specifically related to Canucks content.
- There is no limitation on "talking head" video or audio of reporters at Canucks facilities that does not include team/interview/press conference content.

CANUCKS MEDIA HOTLINE: (604) 899-4995

The Vancouver Canucks Media Hotline is a recorded message featuring practice times, travel information, player transactions and other important media information. The hotline is updated by 11:30pm (post-game) on game days and by 5:00pm on non-game days.

ACCREDITATION

Season passes: Issued to print, radio and television media members who cover the Vancouver Canucks on a regular basis as part of their work requirements.

Single Game Passes: Media members from accredited newspapers, magazines, wire services and electronic media outlets requesting a single-game media pass must make a written request on the stationary letterhead of the applying outlet at least 48 hours prior to the game. Requests should be faxed to Jen Herrington at 604.899.4640 or e-mailed to jen.herrington@canucks.com.

Important Note: The media is reminded that press box seating is reserved for working members of media covering a particular game or series of games. Media passes must be displayed at all times. In all cases, passes are non-transferable and any unauthorized use will subject the bearer to ejection from General Motors Place and forfeiture of the credential. Please see back of game pass for team and League policies.

MEDIA PARKING

General Motors Place is unable to provide complimentary parking to members of the media. Media personnel are encouraged to use parking lots around General Motors Place during games.

MEDIA ENTRANCE – GATE 9

All media must access General Motors Place through Gate 9 on the South side of the building (Griffiths Way). Please check in at the media credential station located inside Gate 9 by the elevators. Media can access the Press Box and Gondola on Level 500 from the Gate 9 elevators.

INTERVIEWS

In accordance with NHL policy, game-day interviews are permitted within five minutes following the morning skate and within five minutes following the conclusion of a game. Canucks Head Coach Alain Vigneault will conduct game-day interviews in the media workroom located across the hall from the dressing rooms.

TELEVISION/RADIO

Television and radio broadcast booths are located in the media gondola on level 500 accessible by the Gate 9 elevators. The media relations department is pleased to arrange pre-tapes and quick hit interviews according to NHL guidelines. Pre-tape and quick hit requests should be made with the Canucks Media Relations Department no later than the morning skate.

PHOTOGRAPHERS

Photographers on assignment from accredited newspapers, magazines and wire services may apply for single game photo passes by faxing a request to Jen Herrington at 604.899.4640 at least 48 hours prior to the game they are assigned to shoot. Beat photographers will receive season passes and will shoot from their assigned seats. Assignment photographers will be designated a seat through Canucks Director of Photography, Jeff Vinnick.

Strobe Rentals: Those photographers wishing to set up strobe lighting must first contact Canucks Image Resource Coordinator Chelsey Perrella for the necessary authorization, at 604.899.7448. Strobes are often booked quickly and photographers are encouraged to make requests as early as possible.

THE PRESS BOX

The following services are provided to all accredited media members:

1. Game notes and lineup sheets are available by 10:00 a.m. on game days.
2. Between-period game summaries and post-game final statistics will be distributed to the media.
3. Out-of-town scores and officiating decisions will be provided upon availability.
4. Closed circuit television monitors with instant replay are situated throughout the press box.
5. A media workroom is situated at dressing room level.

DRESSING ROOMS

The dressing rooms for both the home and visiting team are located on Level 000 of General Motors Place. Unless otherwise indicated, dressing rooms are open to the media within five minutes following the conclusion of the game. All media members must have their passes displayed in order to gain access to the dressing room. The dressing rooms are accessible post game from the Press Box via the South Elevators at Gate 9.

FOOD & DRINK SERVICE

A media meal is available for purchase on game nights. Complimentary soft drinks, coffee, water and popcorn are available to everyone in the press box. Media are also invited to purchase food from the various concessions located on the public concourses at General Motors Place. Alcoholic beverages are prohibited in the press box.

FAX/PHOTOCOPY SERVICE

Complimentary fax and photocopy service is available upon request. For assistance, please contact a media relations representative.

VANCOUVER CANUCKS GAME NIGHT MEDIA SERVICES STAFF

Godfrey Rockwood	Bill Hinksman
Ryan Macey	Narinder Badesha
Mike McAleer	Sunny Sung
Joel Rockwood	

PLEASE BE ADVISED THAT MEDIA PASSES MUST BE DISPLAYED AT ALL TIMES



TC CARLING
Director, Media Relations
& Team Operations

TC CARLING

TC Carling enters his 11th season with the Vancouver Canucks and has served as Director, Media Relations & Team Operations since September 2005. TC previously held the position of Manager, Media Relations for four years and spent six months in 2005 with EA Sports as a Product Publicist.

TC provides direction to the Media Relations Department and is the main liaison between the team and the media. He also provides input into company communication strategies, broadcasts and team services while supporting team Community Relations and Marketing initiatives. TC serves as Senior Editor for the Canucks Game Night Magazine.

TC began working for Canucks Sports & Entertainment as a Customer Sales Associate in August of 1999. Prior to joining the Sales Team, he was a Student Associate with the Vancouver Grizzlies of the NBA.

A native of Victoria, BC, Carling graduated from the B.C.I.T. Radio Broadcasting Program in Burnaby, BC. TC, his wife Tamsin and their dog Jordan live in Vancouver.



BEN BROWN
Manager, Media Relations
& Team Operations

BEN BROWN

Ben Brown enters his eighth season with the Vancouver Canucks and fifth season as Manager, Media Relations & Team Operations. Ben began working for Canucks Sports & Entertainment in 2001, serving as Media Relations Associate through 2004 with the club. Following the 2003.04 NHL season, Ben worked as Media Relations Manager of the Vancouver Whitecaps. Before rejoining the Canucks in 2005, Ben was Press Officer of publishing house and event organizer, Quest Media in London, England.

Ben assists in managing interview requests for Canucks management, coaches and players in addition to team travel responsibilities, facilitating team services and media relations needs on the road. Ben also produces the team media guide and game notes.

A native of Saskatoon, SK, Ben graduated from Simon Fraser University with a B.A. in Communication and a History minor.



STEPHANIE MANIAGO
Coordinator, Media Relations
& Publications

STEPHANIE MANIAGO

Stephanie Maniago enters her fifth season with the Vancouver Canucks and third in the role of Coordinator, Media Relations and Publications. Stephanie serves as the primary writer and associate editor for the Game Night Magazine. In her position, she is responsible for game notes, media guides and assisting in corporate communications for the organization. Stephanie also helps to coordinate media requests.

Maniago joined the Canucks from the BC Lions of the CFL, where she served as a student associate in the Communications department for eight months.

A native of Burnaby, BC, Stephanie obtained a B.A. with a major in Communication and minor in History from Simon Fraser University.



JEN HERRINGTON
Assistant, Media Relations

JEN HERRINGTON

Jen Herrington enters her second season as Assistant, Media Relations after having worked as Media Relations Student Associate during the 2007.08 season. Jen is responsible for press box management and credential requests. Jen also assists with the production of team publications and writing for the Canucks game night magazine and Canucks.com.

Jen is a native of Duncan, BC and completed a B.A. in Communication with BYU-Idaho.

JOHN SHORTHOUSE

John Shorthouse returns for his 12th year behind the Canucks microphone, splitting play-by-play duties between Rogers Sportsnet Pacific and Team 1040 Sports Radio.

The Vancouver native is the third radio announcer in Canucks history – his appointment fulfilled a life-long dream. A graduate of the British Columbia Institute of Technology, John spent eight years at Global Sports Page – his time there was highlighted by the Canucks '94 Stanley Cup run. John then spent one year calling games for CTV Sportsnet/VTV and CKNW before taking on radio play-by-play duties full time. John, his wife Christina, their son Will, daughter Maggie and dog Moses reside in Vancouver.

**JOHN SHORTHOUSE**

Play-by-Play, Team 1040/
Rogers Sportsnet Pacific

TOM LARSCHEID

From his first game as Canucks colour analyst in 1977, Tom Larscheid has provided his insightful comments and infectious enthusiasm to Canucks radio broadcasts. Tom has worked with every play-by-play announcer in Canucks history, beginning with Hall-of-famer Jim Robson, followed by Jim Hughson and currently with John Short-house. This season Tom will also be partnered with two new play-by-play broadcasters, Rick Ball and Joey Kenward.

Larscheid has been a colour analyst for Canucks games both on radio and television. Tom is a former running back with the BC Lions of the Canadian Football League. This year he was inducted into the Utah State Football Hall of Fame. He originally carried his football experience into the radio broadcast booth where he worked for 24 years as colour analyst for the Lions and is now a member of the CFL Football Reporters and Broadcasters Hall of Fame.

Tom has a son Bob (grandson Chase) and a daughter Candice. Tom and his wife, Lesley, reside in Richmond, BC.

**TOM LARSCHEID**

Colour Commentary, Team 1040

RICK BALL

Rick Ball returns to the Canucks broadcast team this season as radio play-by-play announcer on Team 1040. Rick will share play-by-play duties with John Shorthouse and Joey Kenward while continuing his duties as play-by-play announcer for the BC Lions of the Canadian Football League. In 2003, Rick moved from CFAX Victoria to Team 1040, where he hosts his own afternoon talk-show. A native of British Columbia, he began his broadcasting career in hockey after graduating from BCIT's Broadcast Journalism program, where from 1995 to 2000 he lent his voice to the Kelowna Rockets' (WHL) games. Rick first did TV play-by-play for the Vancouver Canucks on VTV in 2001.

Rick and his wife, Carole, are proud parents of a daughter, Gracie.

**RICK BALL**

Play-by-Play, Team 1040

**JOHN GARRETT**

Colour Commentary, Rogers Sportsnet Pacific

JOHN GARRETT

John Garrett brings over 20 years of broadcasting experience and 15 years as a professional goaltender to Canucks telecasts again this season. During the last NHL season, Garrett kept busy by juggling his time between his role on Canucks broadcasts and his regular spots as an in-studio analyst on the "NHL Gamenight" panel and his "Outside the Crease" features. Garrett was originally drafted 38th overall by St. Louis in the 1971 NHL Entry Draft, but his professional career gained momentum when he was selected by Minnesota in the 1973 WHA professional player draft. He went on to play seven seasons with Minnesota, Toronto, Birmingham and New England with his play being rewarded with three All-Star Game selections. John's NHL career began in Hartford in 1979 and he proceeded to play for seven seasons and 207 games for the Hartford Whalers, Quebec Nordiques, and Vancouver Canucks. He also represented the Canucks in the 1983 All-Star Game. Garrett broke into the broadcasting world with Hockey Night in Canada in 1986, following his last NHL season as a player; he served as a member of the Hockey Night in Canada team until 1998. John, a graduate of Queens University, is married with two daughters and makes his home in Vancouver.

**DAN MURPHY**

Host, Rogers Sportsnet Pacific

DAN MURPHY

Dan Murphy enters his eighth season as host for Rogers Sportsnet Pacific's Vancouver Canucks broadcasts. After graduating from the University of Ottawa with a degree in Communications in 1992, Murphy attended BCIT's Broadcast Journalism program where he graduated in 1995. He quickly got his start in television joining Global's Sports Page in Vancouver where he worked as a writer/reporter/producer from 1995 to 1999. Murphy was then hired as a reporter by Sportsnet in November 1999 and hosted Vancouver Grizzlies NBA broadcasts on Sportsnet and VTV during the 2000.01 season. Dan, his wife Christy and their dog Bowe reside in North Vancouver.

STAFF



BROADCAST



PAUL BRETTLEL
Director, Facilities & In-House Productions



MIKE HALL
Executive Producer, Broadcast Media



GREG STORY
Senior Broadcast Technician



JASON STEENSMA
Senior Multimedia Producer



GAYLA ANDERSON
Multimedia Producer



SHANNON BAKER
Broadcast Business Manager



RORY MCGARRY
Production Assistant & Editor

BUSINESS DEVELOPMENT



DAVID ALTMAN
Director, Business Development –
Sales Manager



JAMES DOUGLAS
Director, Business Development



SEAN MONAHAN
Director, Business Development



DARREN MOSCOVITCH
Director, Sponsorship Activation



SIMON LOUCA
Interactive Account Manager



LUCAS SPATA
Manager, Sponsorship Activation



SARAH SIMPSON
Account Executive, Sponsorship Activation



COLIN WHITESIDE
Account Executive, Sponsorship Activation

BUSINESS DEVELOPMENT CONTINUED



ANTONIA NASSOPOULOS
Administrative Assistant

CANUCKS TEAM STORE



JANEIL MACKAY
Director, Retail &
Consumer Product Marketing



JILL WHITE
Retail Buyer & Merchandiser



JEFF WINSLADE
Retail Operations Manager



AMBER LA FAVE
Retail Operations Coordinator



KELLY GIBSON
Retail Supervisor



SARAH BURGESS
Retail Store Manager



JASON CALLAGHAN
Shipper/Receiver

CLIENT SERVICE & TICKET OPERATIONS



MARY NAGY
Director, Client Service & Ticket Operations



AYSHA MARTIN
Manager, Client Service & Ticket Operations



CLAYTON LETAIN
Manager, Client Service



DAVID PAN
Manager, Client Service

CLIENT SERVICE & TICKET OPERATIONS CONTINUED



MARTHA VASSOS
Manager, Client Service



CHRIS WALLACE
Manager, Client Service



ALBERT YAN
Ticket Operations Specialist



SONJA KRISTIANSEN
Account Executive, Client Service &
Ticket Operations



AAQIL KASSAMALI
Client Service Representative



MATTHEW HOPKINS
Client Service Representative



NORAH JACOBSEN
Administrative Assistant, Client Service &
Ticket Operations



DEBORAH BOREN
Director, Premium Client Service



LISA MCNABB
Manager, Premium Client Sales & Service



SAMANTHA DOCKING
Account Executive, Premium Client Service



RYLAN JAY
Account Executive, Premium Client Service



JAMES MOORE
Account Executive, Premium Client Service



ADAM SMITH
Account Executive, Premium Client Service

PHOTO NOT AVAILABLE

JOHN MACINTYRE Manager, Premium
Client Sales & Service

CREATIVE SERVICES



RYAN CASTLE
Manager, Creative Services



ANDI MORTENSON
Senior Graphic Designer



EVAN BISWANGER
Graphic Designer



LEAH VANDERHORST
Graphic Designer



CHELSEY PERRELLA
Copy Editor & Image Resource Coordinator



ANNIE CHAN
Production Coordinator

ENGINEERING



AL HUTCHINGS
Director, Engineering



MARK WOHL
Manager, Plant Operations



RICHARD CASCHETTO
Supervisor, Facility Maintenance



RENEE RICHARDSON
Coordinator, Facility Operations



CASEY DALGLEISH
Coordinator, Engineering Services



JOSH STEVENS
Assistant Coordinator, Engineering Services



SHAWN CAMPBELL
Supervisor, Conversions



KEVIN GALLIVAN
Electrician

ENGINEERING CONTINUED



MATTHEW HRYHOR
Electrician



JOE LUND
Electrician



BARRY DENNISON
General Maintenance Worker



BRUCE FOULDS
General Maintenance Worker



MICHAEL BLADY
Building Operator



STEVE CARON
Building Operator



DAVID CORLETT
Building Operator



KEITH FONG
Building Operator



STEVEN GOOD
Building Operator



RICHARD BONNET
Conversions Crew Leader



ALBERT DESIENA
Conversions Crew Leader



RICHARD DRIVER
Conversions Crew Leader



ED YEE
Conversions Crew Leader

EVENT SERVICES



INDIRA FISHER
Director, Event Services



JIM DAY
Manager, Event Staff & Security



RITA ROGERS
Senior Manager, Events



DIANA CAMPBELL
Event Manager



LEAH FOREMAN
Event Manager



JANICE MCLELLAN
Event Manager



ELROY FERNANDES
Manager, Housekeeping



AGIM HASANI
Supervisor, Housekeeping



STU CUMMINGS
Material Handling Coordinator



BRENT ROSSINGTON
Coordinator, Safety & Security



ALMIRA CHOW
Guest Services & Tour Coordinator



CHANTEL JONES
Staff Services Coordinator -Scheduling



SABRINA SANDBECK
Staff Services Coordinator -Scheduling



JENNIFER WRIDE
Administrative Assistant

FINANCE & ADMINISTRATION



AARON WILSON
Director, Finance



PATRICIA BIGONZI
Controller, Hockey Operations



HEIDI HARMS
Corporate Accounting Manager



LAURI SHORTYK
Assistant Controller – Arena



SARA KLASSEN
Accountant, Hockey & Canucks for Kids Fund



KRISTINE DEL ROSARIO
Accountant, Central Services



WENDY JOVANOV
Accountant



SUNNY MANGAT
Payroll Administrator



JACKIE HAGERTY
Payroll Coordinator



DIANE SUTHERLAND
Accounts Receivable Administrator



KERRY KAVANAUGH
Accounts Payable Administrator



SATOE KUBODERA
Accounts Payable Administrator



DENISE OUANG
Administrative Services Manager



FERDIE DE GUZMAN
Central Services Coordinator

GAME ENTERTAINMENT & EVENTS

**ART GREEN**

Coordinator, Animation & Display Services

**CAM GOUDREAU**

Manager, Game Entertainment & Events

**REBECCA GRANT**

Coordinator, Game Entertainment & Events

HOCKEY OPERATIONS

**CHERYL LOVEBETH**

Executive Office Manager

**MICHELLE DI TOMASO**

Executive Assistant

**JOAN STOBBS**

Executive Assistant

**TC CARLING**

Director, Media Relations & Team Operations

**BEN BROWN**

Manager, Media Relations & Team Operations

**STEPHANIE MANIAGO**

Coordinator, Media Relations & Publications

**DEBBIE BUTT**

Director, Community Partnerships

**KAREN CHRISTIANSEN**

Director of Charitable Corporate & On-Ice Events

**TARA CLARK**

Coordinator, Community Partnerships

**JESSICA HOFFMAN**

Coordinator, Community Partnerships & Education

**ROD BRATHWAITE**

Manager, Hockey Development & Alumni Liaison

**PAUL BUCKLEY**

Coordinator, Community Partnerships & Mascot Liaison

HOCKEY OPERATIONS CONTINUED



FIN
Mascot

INFORMATION TECHNOLOGY



WILLIAM CHENG
Manager, Information Technology



LIANE ARABSKY
Business & Systems Analyst



MEGHAN HEWITT HARTLEY
Technical Analyst



OLIVER PRINCE
Systems/Network Analyst

LEGAL



PERRY BAHNIWAL
Paralegal

MARKETING



PAUL DAL MONTE
Director, Brand Management



BIANCA BUJAN
Marketing Manager



SUSIE TURNER
Marketing Coordinator



TINA ROGERS
Marketing Coordinator

PEOPLE DEVELOPMENT



DANA CLARK
Manager, People Development



KAROLINA MAY
People Development Advisor



ERIN LEWYK
Executive Assistant



STEPHANIE CORNELL
People Development Coordinator



LYNN BRADLEY
Receptionist



TENISHA SOON PSAJD
Relief Receptionist

TRAVEL



CATHIE MORONEY
Travel Manager

WEB DEVELOPMENT



KEVIN KINGHORN
Director, Website & New Media




KAREN SUM
Website Coordinator



ADRIAN JONES
Web Developer



KRISTEN REID
Canucks TV Reporter



GIVE

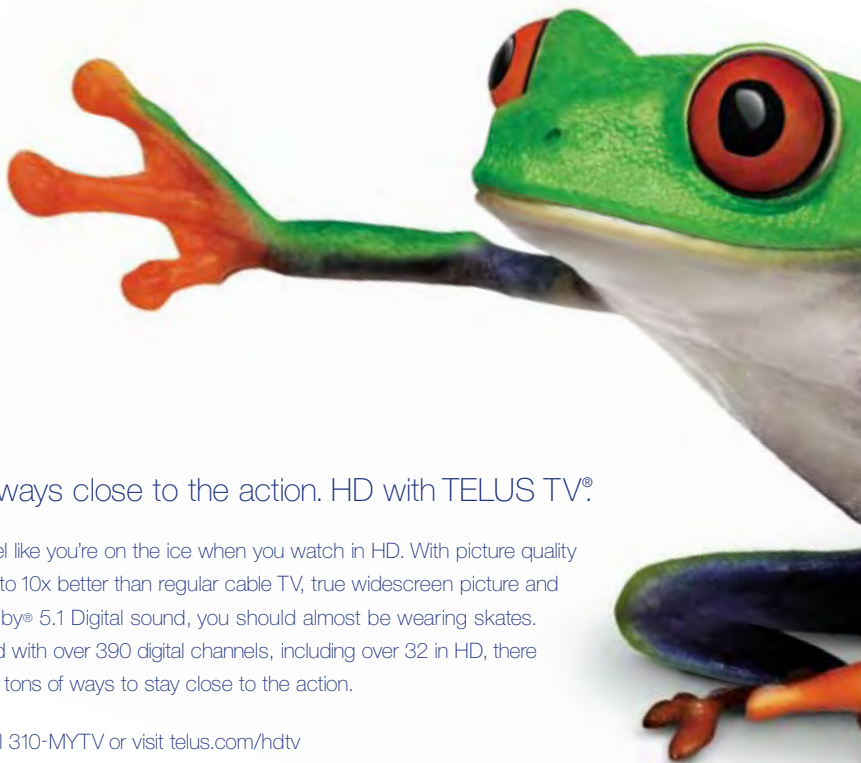


In this country there's a word for getting things done. It means we don't give up. And we don't give in. Here's to the athletes who know it, and all Canadians who show it. Molson Canadian is proud to be the official beer supplier of the 2010 Winter Games.





Any closer and you'll flinch
from the shots.



Always close to the action. HD with TELUS TV®

Feel like you're on the ice when you watch in HD. With picture quality up to 10x better than regular cable TV, true widescreen picture and Dolby® 5.1 Digital sound, you should almost be wearing skates. And with over 390 digital channels, including over 32 in HD, there are tons of ways to stay close to the action.

Call 310-MYTV or visit telus.com/hdtv

